

# Tecno 90

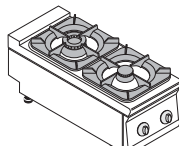

Tecno 90



## CUCINE A GAS | GAS COOKERS

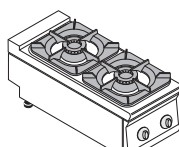

### PIANO COTTURA GAS 2 FUOCHI CON GRIGLIE IN GHISA TOP

2 BURNERS GAS BOILING TOP WITH CAST IRON GRIDS

		Code	Model	Tot. kW	kW	Lengh cm	Depth cm	Height cm	Kg	m³	€
				14,5	1x5,5 + 1x9  Top power kW - Btu/h 14,5 - 47.770	40  Inch 15.7	90  Inch 35.4	28  Inch 11.0			
		313001	PCG4G9						49.0	0.26	1.449,00



### PIANO COTTURA GAS 2 FUOCHI SUPER CON GRIGLIE IN GHISA TOP

2 BURNERS SUPER GAS BOILING TOP WITH CAST IRON GRIDS

		Code	Model	Tot. kW	kW	Lengh cm	Depth cm	Height cm	Kg	m³	€
				18	2x9  Top power kW - Btu/h 18 - 61.419	40  Inch 15.7	90  Inch 35.4	28  Inch 11.0			
		313002	PCG4SG9						50.0	0.26	1.588,00



### PIANO COTTURA GAS 4 FUOCHI CON GRIGLIE IN GHISA TOP

4 BURNERS GAS BOILING TOP WITH CAST IRON GRIDS

		Code	Model	Tot. kW	kW	Lengh cm	Depth cm	Height cm	Kg	m³	€
				29	2x5,5 + 2x9  Top power kW - Btu/h 29 - 98.952	80  Inch 31.5	90  Inch 35.4	28  Inch 11.0			
		313003	PCG8G9						90.0	0.51	2.228,00



### PIANO COTTURA GAS 4 FUOCHI SUPER CON GRIGLIE IN GHISA TOP

4 BURNERS SUPER GAS BOILING TOP WITH CAST IRON GRIDS

		Code	Model	Tot. kW	kW	Lengh cm	Depth cm	Height cm	Kg	m³	€
				36	4x9  Top power kW - Btu/h 36 - 122.837	80  Inch 31.5	90  Inch 35.4	28  Inch 11.0			
		313004	PCG8SG9						90.0	0.51	2.550,00

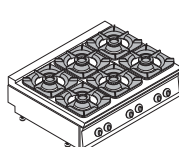

### PIANO COTTURA GAS 6 FUOCHI CON GRIGLIE IN GHISA TOP

6 BURNERS GAS BOILING TOP WITH CAST IRON GRIDS

		Code	Model	Tot. kW	kW	Lengh cm	Depth cm	Height cm	Kg	m³	€
				40	4x5,5 + 2x9  Top power kW - Btu/h 40 - 136.486	120  Inch 47.2	90  Inch 35.4	28  Inch 11.0			
		313005	PCG12G9						128.0	0.68	3.234,00

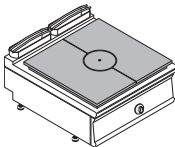
### PIANO COTTURA GAS 6 FUOCHI SUPER TOP

6 BURNERS SUPER GAS BOILING TOP

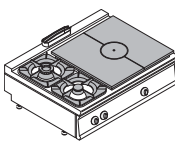
		Code	Model	Tot. kW	kW	Lengh cm	Depth cm	Height cm	Kg	m³	€
				54	6x9  Top power kW - Btu/h 54 - 184.256	120  Inch 47.2	90  Inch 35.4	28  Inch 11.0			
		313113	PCG12SG9						128.0	0.68	3.454,00

**CUCINE A GAS | GAS COOKERS**



**PIANO COTTURA GAS TUTTAPIASTRA TOP**  
GAS SOLID TOP

	Code	Model	Tot. kW	kW	Lengh cm	Depth cm	Height cm	Kg	m³	€
	<b>313006</b>	PP8G9	11	Top power kW - Btu/h 11 - 37.534	80 Inch 31.5	90 Inch 35.4	28 Inch 11.0	100.0	0.51	<b>2.270,00</b>


**PIANO COTTURA GAS 2 FUOCHI CON GRIGLIE IN GHISA E TUTTAPIASTRA A GAS TOP**  
GAS SOLID TOP AND 2 BURNERS WITH CAST IRON GRIDS BOILING TOP

	Code	Model	Tot. kW	kW	Lengh cm	Depth cm	Height cm	Kg	m³	€
	<b>313007</b>	PCPG12G9	25,5	1x5,5 + 1x9 Top power kW - Btu/h 25,5 - 85.304	120 Inch 47.2	90 Inch 35.4	28 Inch 11.0	137.0	0.68	<b>3.033,00</b>



**PIANO COTTURA GAS 2 FUOCHI CON GRIGLIE IN GHISA FREESTANDING SU VANO APERTO**  
2 BURNERS GAS BOILING TOP WITH CAST IRON GRIDS FREESTANDING ON OPEN CABINET

	Code	Model	Tot. kW	kW	Lengh cm	Depth cm	Height cm	Kg	m³	€
	<b>313014</b>	PCG4FG9	14,5	1x5,5 + 1x9 Top power kW - Btu/h 14,5 - 47.770	40 Inch 15.7	90 Inch 35.4	90 Inch 35.4	66.2	0.53	 <b>1.772,00</b>



**PIANO COTTURA GAS 2 FUOCHI "SUPER" CON GRIGLIE IN GHISA FREESTANDING SU VANO APERTO**  
2 BURNERS GAS BOILING TOP "SUPER" WITH CAST IRON GRIDS FREESTANDING ON OPEN CABINET

	Code	Model	Tot. kW	kW	Lengh cm	Depth cm	Height cm	Kg	m³	€
	<b>313015</b>	PCG4FSG9	18	2x9 Top power kW - Btu/h 18 - 61.419	40 Inch 15.7	90 Inch 35.4	90 Inch 35.4	67.0	0.53	<b>1.893,00</b>

**PIANO COTTURA GAS 4 FUOCHI CON GRIGLIE IN GHISA FREESTANDING SU VANO APERTO**  
4 BURNERS GAS BOILING TOP WITH CAST IRON GRIDS FREESTANDING ON OPEN CABINET

	Code	Model	Tot. kW	kW	Lengh cm	Depth cm	Height cm	Kg	m³	€
	<b>313016</b>	PCG8FG9	29	2x5,5 + 2x9 Top power kW - Btu/h 29 - 98.952	80 Inch 31.5	90 Inch 35.4	90 Inch 35.4	111.0	0.99	 <b>2.737,00</b>



**PIANO COTTURA GAS 4 FUOCHI SUPER CON GRIGLIE IN GHISA FREESTANDING SU VANO APERTO**  
4 BURNERS GAS BOILING TOP SUPER WITH CAST IRON GRIDS FREESTANDING ON OPEN CABINET

	Code	Model	Tot. kW	kW	Lengh cm	Depth cm	Height cm	Kg	m³	€
	<b>313017</b>	PCG8FSG9	36	4x9 Top power kW - Btu/h 36 - 122.837	80 Inch 31.5	90 Inch 35.4	90 Inch 35.4	117.0	0.99	 <b>3.033,00</b>

## CUCINE A GAS | GAS COOKERS

### PIANO COTTURA GAS 6 FUOCHI FREESTANDING SU VANO APERTO



6 BURNERS GAS BOILING TOP FREESTANDING ON OPEN CABINET

	Code	Model	Tot. kW	kW	Length cm	Depth cm	Height cm	Kg	m³	€
	<b>313018</b>	PCG12FG9	40	4x5,5 + 2x9	120	90	90	158.2	1.46	<b>3.772,00</b>
				Top power kW - Btu/h 40 - 136.486	Inch 47.2	Inch 35.4	Inch 35.4			

2 weeks

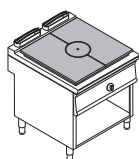

### PIANO COTTURA GAS 6 FUOCHI SU VANO APERTO SUPER FREESTANDING SU VANO APERTO

6 BURNERS GAS BOILING TOP SUPER FREESTANDING ON OPEN CABINET

	Code	Model	Tot. kW	kW	Length cm	Depth cm	Height cm	Kg	m³	€
	<b>313115</b>	PCG12FSG9	54	6X9	120	90	90	157.0	1.46	<b>3.976,00</b>
				Top power kW - Btu/h 54 - 184.256	Inch 47.2	Inch 35.4	Inch 35.4			

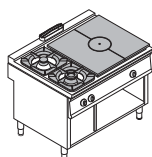

### PIANO COTTURA GAS TUTTAPIASTRA FREESTANDING SU VANO APERTO

GAS SOLID TOP FREESTANDING ON OPEN CABINET

	Code	Model	Tot. kW	kW	Length cm	Depth cm	Height cm	Kg	m³	€
	<b>313019</b>	PP8FG9	11	Top power kW - Btu/h 11 - 37.534	80	90	90	135.0	0.99	<b>2.805,00</b>
					Inch 31.5	Inch 35.4	Inch 35.4			



### PIANO COTTURA GAS 2 FUOCHI CON GRIGLIE IN GHISA E TUTTAPIASTRA A GAS FREESTANDING SU VANO APERTO

GAS SOLID TOP AND 2 BURNERS WITH CAST IRON GRIDS FREESTANDING ON OPEN CABINET

	Code	Model	Tot. kW	kW	Length cm	Depth cm	Height cm	Kg	m³	€
	<b>313020</b>	PCPG12FG9	25,5	1x5,5 + 1x9	120	90	90	182.0	1.46	<b>3.719,00</b>
				Top power kW - Btu/h 25,5 - 85.304	Inch 47.2	Inch 35.4	Inch 35.4			

### CUCINA GAS 4 FUOCHI CON GRIGLIE IN GHISA SU FORNO GAS STATICO GN2/1 CON 1 GRIGLIA

4 BURNERS GAS BOILING TOP WITH CAST IRON GRIDS ON GN 2/1 GAS STATIC OVEN WITH 1 GRID

	Code	Model	Tot. kW	kW	Length cm	Depth cm	Height cm	Kg	m³	€
	<b>313027</b>	PFG8GG9	36	2x5,5 + 2x9	80	90	90	157.0	0.99	<b>3.758,00</b>
				Oven power kW 7	Inch 31.5	Inch 35.4	Inch 35.4			
				Top power kW - Btu/h 29 - 98.952						



48H



**CUCINE A GAS | GAS COOKERS**



**CUCINA GAS 4 FUOCHI SUPER CON GRIGLIE IN GHISA SU FORNO GAS STATICO GN2/1 CON 1 GRIGLIA**

4 BURNERS SUPER GAS BOILING TOP RANGE ON GN2/1 GAS STATIC OVEN WITH 1 GRID

		Code	Model	Tot. kW	kW	Lengh cm	Depth cm	Height cm	Kg	m³	€
		313028	PFG8SGG9	43	4x9	80	90	90	159.0	0.99	4.000,00
				Oven power kW 7	Inch 31.5	Inch 35.4	Inch 35.4				
				Top power kW - Btu/h 36 - 122.837							



**CUCINA GAS 4 FUOCHI CON GRIGLIE IN GHISASU FORNO ELETTRICO STATICO GN2/1 CON 1 GRIGLIA**

4 BURNERS GAS BOILING TOP WITH CAST IRON GRIDS ON GN 2/1 ELECTRIC STATIC OVEN WITH 1 GRID

		Code	Model	Tot. kW	Hz	V	kW	Lengh cm	Depth cm	Height cm	Kg	m³	€
		313029	PFG8G9	29 + 5,3	50-60	400 3N ~	2x5,5 + 2x9	80	90	90	161.6	0.97	4.161,00
							Oven power kW 5,3	Inch 31.5	Inch 35.4	Inch 35.4			
							Top power kW - Btu/h 29 - 98.952						



**CUCINA GAS 4 FUOCHI CON GRIGLIE IN GHISASU FORNO ELETTRICO A CONVEZIONE GN1/1 CON 1 GRIGLIA**

4 BURNERS GAS BOILING TOP ON GN1/1 ELECTRIC CONVECTION OVEN WITH 1 GRID

		Code	Model	Tot. kW	Hz	V	kW	Lengh cm	Depth cm	Height cm	Kg	m³	€
		313110	PFG8V9	29 + 5	50-60	400 2N ~	2x5,5 + 2x9	80	90	90	161.0	0.97	4.332,00
				Oven power kW	Inch	Inch	Inch						
				5	31.5	35.4	35.4						
						Top power kW - Btu/h							
						29 - 98.952							



**CUCINA GAS 6 FUOCHI CON FORNO GAS STATICO GN2/1 CON 1 GRIGLIA**

6 BURNERS GAS BOILING TOP ON GN2/1 GAS STATIC OVEN WITH 1 GRID

		Code	Model	Tot. kW	kW	Lengh cm	Depth cm	Height cm	Kg	m³	€
		313033	PFG12GG9	47	4x5,5 + 2x9	120	90	90	218.4	1.46	5.289,00
				Oven power kW 7	Inch 47.2	Inch 35.4	Inch 35.4				
				Top power kW - Btu/h 40 - 136.486							

**CUCINA GAS 6 FUOCHI CON FORNO ELETTRICO STATICO GN2/1 CON 1 GRIGLIA**



6 BURNERS GAS BOILING TOP ON GN2/1 ELECTRIC STATIC OVEN WITH 1 GRID

		Code	Model	Tot. kW	Hz	V	kW	Lengh cm	Depth cm	Height cm	Kg	m³	€
		313034	PFG12G9	40 + 5,3	50-60	400 3N ~	4x5,5 + 2x9	120	90	90	220.0	1.46	5.447,00
							Oven power kW 5,3	Inch 47.2	Inch 35.4	Inch 35.4			
							Top power kW - Btu/h 40 - 136.486						

## CUCINE A GAS | GAS COOKERS



### CUCINA GAS 6 FUOCHI CON FORNO GAS STATICO FULLSIZE (92,5X63X30 CM) CON 1 GRIGLIA

6 BURNERS GAS BOILING TOP ON FULLSIZE (92,5X63X30 CM) GAS STATIC OVEN WITH 1 GRID

		<b>Code</b>  <b>313036</b>	<b>Model</b>  PFXG12GG9	<b>Tot. kW</b> 49	<b>kW</b> 4x5,5 + 2x9	<b>Length</b> cm 120	<b>Depth</b> cm 90	<b>Height</b> cm 90	<b>Kg</b> 224.0	<b>m³</b> 1.46	<b>€</b>  <b>5.341,00</b>
					<b>Oven power</b> kW 9	<i>Inch</i> 47.2	<i>Inch</i> 35.4	<i>Inch</i> 35.4			
					<b>Top power</b> kW - Btu/h 40 - 136.486						



### CUCINA GAS 6 FUOCHI CON FORNO GAS STATICO FULLSIZE (92,5X63X40 CM) E GRILL ELETTRICO CON 1 GRIGLIA

6 BURNERS GAS BOILING TOP ON FULLSIZE(92,5X63X40 CM) GAS STATIC OVEN AND ELECTRIC GRILL WITH 1 GRID

		<b>Code</b>  <b>313109</b>	<b>Model</b>  PFXG12GGE9	<b>Tot. kW</b> 47 + 3	<b>Hz</b> 50-60	<b>V</b> 230 1 ~	<b>kW</b> 4x5,5 + 2x9	<b>Length</b> cm 120	<b>Depth</b> cm 90	<b>Height</b> cm 90	<b>Kg</b> 229.0	<b>m³</b> 1.46	<b>€</b>  <b>5.571,00</b>
							<b>Oven power</b> kW 7 + 3(grill)	<i>Inch</i> 47.2	<i>Inch</i> 35.4	<i>Inch</i> 35.4			
							<b>Top power</b> kW - Btu/h 40 - 136.486						



### CUCINA GAS 6 FUOCHI CON FORNO ELETTRICO VENTILATO GN1/1 CON 1 GRIGLIA

6 BURNERS GAS BOILING TOP ON GN1/1 ELECTRIC CONVECTION OVEN WITH 1 GRID

		<b>Code</b>  <b>313111</b>	<b>Model</b>  PFG12V9	<b>Tot. kW</b> 40 + 5	<b>Hz</b> 50-60	<b>V</b> 400 2N ~	<b>kW</b> 4x5,5 + 2x9	<b>Length</b> cm 120	<b>Depth</b> cm 90	<b>Height</b> cm 90	<b>Kg</b> 220.0	<b>m³</b> 1.46	<b>€</b>  <b>5.618,00</b>
							<b>Oven power</b> kW 5	<i>Inch</i> 47.2	<i>Inch</i> 35.4	<i>Inch</i> 35.4			
							<b>Top power</b> kW - Btu/h 40 - 136.486						



### CUCINA GAS 6 FUOCHI SUPER CON FORNO GAS STATICO GN2/1 CON 1 GRIGLIA

6 BURNERS GAS BOILING TOP SUPER ON GN2 GAS STATIC OVEN WITH 1 GRID

		<b>Code</b>  <b>313117</b>	<b>Model</b>  PFG12SGG9	<b>Tot. kW</b> 61	<b>kW</b> 6X9	<b>Length</b> cm 120	<b>Depth</b> cm 90	<b>Height</b> cm 90	<b>Kg</b> 215.0	<b>m³</b> 1.46	<b>€</b>  <b>5.449,00</b>
					<b>Oven power</b> kW 7	<i>Inch</i> 47.2	<i>Inch</i> 35.4	<i>Inch</i> 35.4			
					<b>Top power</b> kW - Btu/h 54 - 184.256						

### CUCINA GAS 6 FUOCHI SUPER CON FORNO ELETTRICO STATICO GN2/1 CON 1 GRIGLIA



6 BURNERS GAS BOILING TOP SUPER ON GN2/1 ELECTRIC STATIC OVEN WITH 1 GRID

		<b>Code</b>  <b>313118</b>	<b>Model</b>  PFG12SG9	<b>Tot. kW</b> 54 + 5,3	<b>Hz</b> 50-60	<b>V</b> 400 3N ~	<b>kW</b> 6X9	<b>Length</b> cm 120	<b>Depth</b> cm 90	<b>Height</b> cm 90	<b>Kg</b> 220.0	<b>m³</b> 1.46	<b>€</b>  <b>5.604,00</b>
							<b>Oven power</b> kW 5,3	<i>Inch</i> 47.2	<i>Inch</i> 35.4	<i>Inch</i> 35.4			
							<b>Top power</b> kW - Btu/h 54 - 184.256						

**CUCINE A GAS | GAS COOKERS**



**CUCINA GAS 6 FUOCHI SUPER CON FORNO GAS STATICO "FULLSIZE" (92,5X63X30 CM) CON 1 GRIGLIA**

6 BURNERS GAS BOILING TOP SUPER ON FULLSIZE (92,5X63X30 CM) GAS STATIC OVEN WITH 1 GRID

		Code	Model	Tot. kW	kW	Lengh cm	Depth cm	Height cm	Kg	m³	€
		313119	PFXG12SGG9	63	6X9	120	90	90	227.8	1.46	5.501,00
				Oven power kW 9	Inch 47.2	Inch 35.4	Inch 35.4				
				Top power kW - Btu/h 54 - 184.256							

**CUCINA GAS 6 FUOCHI SUPER CON FORNO GAS STATICO FULLSIZE (92,5X63X40 CM) E GRILL ELETTRICO CON 1 GRIGLIA**



6 BURNERS GAS BOILING TOP SUPER ON FULLSIZE GAS STATIC OVEN (92,5X63X40 CM) AND ELECTRIC GRILL WITH 1 GRID

		Code	Model	Tot. kW	Hz	V	kW	Lengh cm	Depth cm	Height cm	Kg	m³	€	
		<b>313120</b>	PFXG12SGGE9	61 + 3	50-60	230 1 ~	6X9	120	90	90	229.0	1.46	<b>5.724,00</b>	

							<b>Oven power</b> kW 7 + 3(grill)	<i>Inch</i> 47.2	<i>Inch</i> 35.4	<i>Inch</i> 35.4			
							<b>Top power</b> kW - Btu/h 54 - 184.256						



**CUCINA GAS 6 FUOCHI SUPER CON FORNO ELETTRICO VENTILATO GN1/1 CON 1 GRIGLIA**

6 BURNERS GAS BOILING TOP SUPER ON GN1/1 ELECTRIC CONVECTION OVEN

		Code	Model	Tot. kW	Hz	V	kW	Lengh cm	Depth cm	Height cm	Kg	m³	€
		313124	PFG12SV9	54 + 5	50-60	400 2N ~	6X9	120	90	90	214.8	1.46	5.768,00
							Oven power kW	Inch	Inch	Inch			
							5	47.2	35.4	35.4			
						Top power kW - Btu/h							
							54 - 184.256						

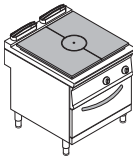

**CUCINA GAS 8 FUOCHI CON 2 FORNI STATICIGAS GN2/1 CON 2 GRIGLIE**

8 BURNERS GAS BOILING TOP ON 2 GN2/1 GASSTATIC OVENS WITH 2 GRIDS

		Code	Model	Tot. kW	kW	Lengh cm	Depth cm	Height cm	Kg	m³	€
		313037	P2FG16GG9	72	4x5,5 + 4x9	160	90	90	288.0	1.88	7.221,00
				Oven power	Inch	Inch	Inch				
				kW 2x7	63.0	35.4	35.4				
				Top power							
				kW - Btu/h							
				58 - 197.904							



**CUCINA GAS TUTTAPIASTRA CON FORNO GAS GN2/1 CON 1 GRIGLIA**

GAS SOLID TOP BOILING TOP ON GN2/1 GAS STATIC OVEN WITH 1 GRID

		Code	Model	Tot. kW	kW	Lengh cm	Depth cm	Height cm	Kg	m³	€
		<b>313031</b>	PPF8GG9	18	Oven power kW 7	80	90	90	176.0	0.99	<b>4.161,00</b>
				Top power kW - Btu/h 11 - 37.534	Inch 31.5	Inch 35.4	Inch 35.4				

**CUCINE A GAS | GAS COOKERS**

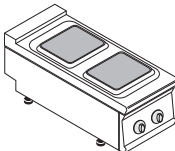
**CUCINA GAS 2 FUOCHI CON GRIGLIE IN GHISA E TUTTAPIASTRA SU FORNO GAS STATICO GN2/1 CON 1 GRIGLIA**  
GAS SOLID TOP AND 2 BURNERS BOILING TOP ON GN2/1 GAS STATIC OVEN WITH 1 GRID

		<b>Code</b>          <b>313032</b>	<b>Model</b>          PFIG12GG9	<b>Tot. kW</b> 32,5	<b>kW</b> 1x5,5 + 1x9	<b>Length</b> cm 120	<b>Depth</b> cm 90	<b>Height</b> cm 90	<b>Kg</b> 236.0	<b>m³</b> 1.46	<b>€</b>          <b>5.141,00</b>
				<b>Oven power</b> kW 7	<b>Top power</b> kW - Btu/h 25,5 - 85.304	<b>Length</b> Inch 47.2	<b>Depth</b> Inch 35.4	<b>Height</b> Inch 35.4			

**ELECTRIC COOKERS | CUCINE ELETTRICHE**

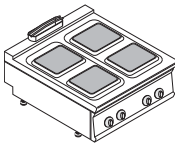
**PIANO COTTURA ELETTRICO 2 PIASTRE QUADRE ERMETICHE TOP**

2 SQUARE ERMETIC HOT PLATES ELECTRIC BOILING TOP

	Code	Model	Tot. kW	Hz	V	kW	Lengh cm	Depth cm	Height cm	Kg	m³	€
	<b>316001</b>	PC4E9	8	50-60	400 2N ~	<b>Top power</b> kW - Btu/h 8 - 27.297	40 Inch 15.7	90 Inch 35.4	28 Inch 11.0	37.0	0.26	<b>2.007,00</b>

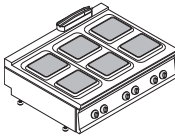
**PIANO COTTURA ELETTRICO 4 PIASTRE QUADRE ERMETICHE TOP**

4 SQUARE ERMETIC HOT PLATES ELECTRIC BOILING TOP

	Code	Model	Tot. kW	Hz	V	kW	Lengh cm	Depth cm	Height cm	Kg	m³	€
	<b>316003</b>	PC8E9	16	50-60	400 3N ~	<b>Top power</b> kW - Btu/h 16 - 54.594	80 Inch 31.5	90 Inch 35.4	28 Inch 11.0	82.6	0.51	<b>3.270,00</b>

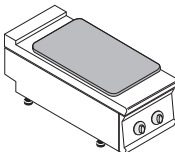
**PIANO COTTURA ELETTRICO 6 PIASTRE QUADRE ERMETICHE TOP**

6 SQUARE ERMETIC HOT PLATES ELECTRIC BOILING TOP

	Code	Model	Tot. kW	Hz	V	kW	Lengh cm	Depth cm	Height cm	Kg	m³	€
	<b>316005</b>	PC12E9	24	50-60	400 3N ~	<b>Top power</b> kW - Btu/h 24 - 81.891	120 Inch 47.2	90 Inch 35.4	28 Inch 11.0	122.0	0.68	<b>4.363,00</b>

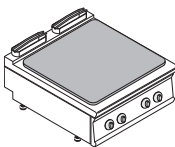
**PIANO COTTURA TUTTAPIASTRA ELETTRICO TOP**

ELECTRIC SOLID TOP

	Code	Model	Tot. kW	Hz	V	kW	Lengh cm	Depth cm	Height cm	Kg	m³	€
	<b>316122</b>	PP4E9	7	50-60	400 3N ~	<b>Top power</b> kW - Btu/h 7 - 23.885	40 Inch 15.7	90 Inch 35.4	28 Inch 11.0	69.0	0.26	<b>2.696,00</b>

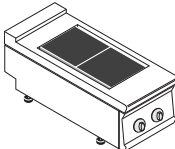
**PIANO COTTURA TUTTAPIASTRA ELETTRICO TOP**

ELECTRIC SOLID TOP

	Code	Model	Tot. kW	Hz	V	kW	Lengh cm	Depth cm	Height cm	Kg	m³	€
	<b>316007</b>	PP8E9	14	50-60	400 3N ~	<b>Top power</b> kW - Btu/h 14 - 47.770	80 Inch 31.5	90 Inch 35.4	28 Inch 11.0	119.0	0.51	<b>3.216,00</b>

**PIANO COTTURA ELETTRICO 2 PIASTRE QUADRE BASCULANTI TOP**

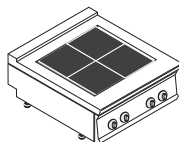
2 TILTING SQUARE HOT PLATES ELECTRIC BOILING TOP

	Code	Model	Tot. kW	Hz	V	kW	Lengh cm	Depth cm	Height cm	Kg	m³	€
	<b>316138</b>	PCU4E9	6	50-60	400 2N ~	<b>Top power</b> kW - Btu/h 6 - 20.473	40 Inch 15.7	90 Inch 35.4	28 Inch 11.0	65.0	0.26	<b>1.948,00</b>

## ELECTRIC COOKERS | CUCINE ELETTRICHE

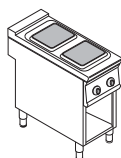
### PIANO COTTURA ELETTRICO 4 PIASTRE QUADRE BASCULANTI TOP

4 TILTING SQUARE HOT PLATES ELECTRIC BOILING TOP

	Code	Model	Tot. kW	Hz	V	kW	Lengh cm	Depth cm	Height cm	Kg	m³	€
	<b>316139</b>	PCU8E9	12	50-60	400 3N ~	<b>Top power</b> kW - Btu/h 12 - 40.946	80 Inch 31.5	90 Inch 35.4	28 Inch 11.0	109.8	0.51	<b>3.065,00</b>


### PIANO COTTURA ELETTRICO 2 PIASTRE QUADRE ERMETICHE SU VANO APERTO FREESTANDING

2 SQUARE ERMETIC HOT PLATES ELECTRIC BOILING TOP FREESTANDING ON OPEN CABINET

	Code	Model	Tot. kW	Hz	V	kW	Lengh cm	Depth cm	Height cm	Kg	m³	€
	<b>316009</b>	PC4FE9	8	50-60	400 2N ~	<b>Top power</b> kW - Btu/h 8 - 27.297	40 Inch 15.7	90 Inch 35.4	90 Inch 35.4	62.0	0.53	<b>2.322,00</b>


### PIANO COTTURA ELETTRICO 4 PIASTRE QUADRE ERMETICHE SU VANO APERTO FREESTANDING

4 SQUARE ERMETIC HOT PLATES ELECTRIC BOILING TOP FREESTANDING ON OPEN CABINET

	Code	Model	Tot. kW	Hz	V	kW	Lengh cm	Depth cm	Height cm	Kg	m³	€
	<b>316011</b>	PC8FE9	16	50-60	400 3N ~	<b>Top power</b> kW - Btu/h 16 - 54.594	80 Inch 31.5	90 Inch 35.4	90 Inch 35.4	104.0	0.99	<b>3.729,00</b>

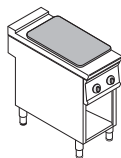
### PIANO COTTURA ELETTRICO 6 PIASTRE QUADRE SU VANO APERTO FREESTANDING

6 SQUARE ERMETIC HOT PLATES ELECTRIC BOILING TOP FREESTANDING ON OPEN CABINET

	Code	Model	Tot. kW	Hz	V	kW	Lengh cm	Depth cm	Height cm	Kg	m³	€
	<b>316013</b>	PC12FE9	24	50-60	400 3N ~	<b>Top power</b> kW - Btu/h 24 - 81.891	120 Inch 47.2	90 Inch 35.4	90 Inch 35.4	144.0	1.46	<b>5.233,00</b>


### PIANO COTTURA TUTTAPIASTRA ELETTRICO FREESTANDING SU VANO APERTO

ELECTRIC SOLID TOP FREESTANDING ON OPEN CABINET

	Code	Model	Tot. kW	Hz	V	kW	Lengh cm	Depth cm	Height cm	Kg	m³	€
	<b>316123</b>	PP4FE9	7	50-60	400 3N ~	<b>Top power</b> kW - Btu/h 7 - 23.885	40 Inch 15.7	90 Inch 35.4	90 Inch 35.4	86.4	0.53	<b>3.011,00</b>

### PIANO COTTURA TUTTAPIASTRA ELETTRICO FREESTANDING SU VANO APERTO

ELECTRIC SOLID TOP FREESTANDING ON OPEN CABINET


	Code	Model	Tot. kW	Hz	V	kW	Lengh cm	Depth cm	Height cm	Kg	m³	€
	<b>316015</b>	PP8FE9	14	50-60	400 3N ~	<b>Top power</b> kW - Btu/h 14 - 47.770	80 Inch 31.5	90 Inch 35.4	90 Inch 35.4	143.0	0.99	<b>3.693,00</b>



**ELECTRIC COOKERS | CUCINE ELETTRICHE**


**PIANO COTTURA ELETTRICO 2 PIASTRE QUADRE BASCULANTI FREESTANDING SU VANO APERTO**

2 TILTING SQUARE HOT PLATES ELECTRIC BOILING TOP FREESTANDING ON OPEN CABINET

	Code	Model	Tot. kW	Hz	V	kW	Lengh cm	Depth cm	Height cm	Kg	m³	€
	<b>316140</b>	PCU4FE9	6	50-60	400 2N ~	<b>Top power</b> kW - Btu/h 6 - 20.473	40 Inch 15.7	90 Inch 35.4	90 Inch 35.4	72.3	0.53	<b>2.214,00</b>


**PIANO COTTURA ELETTRICO 4 PIASTRE QUADRE BASCULANTI FREESTANDING SU VANO APERTO**

4 TILTING SQUARE HOT PLATES ELECTRIC BOILING TOP FREESTANDING ON OPEN CABINET

	Code	Model	Tot. kW	Hz	V	kW	Lengh cm	Depth cm	Height cm	Kg	m³	€
	<b>316141</b>	PCU8FE9	12	50-60	400 3N ~	<b>Top power</b> kW - Btu/h 12 - 40.946	80 Inch 31.5	90 Inch 35.4	90 Inch 35.4	57.0	0.99	<b>3.453,00</b>


**PIANO COTTURA ELETTRICO 6 PIASTRE QUADRE BASCULANTI FREESTANDING SU VANO APERTO**

6 TILTING SQUARE HOT PLATES ELECTRIC BOILING TOP FREESTANDING ON OPEN CABINET

	Code	Model	Tot. kW	Hz	V	kW	Lengh cm	Depth cm	Height cm	Kg	m³	€
	<b>316142</b>	PCU12FE9	18	50-60	400 3N ~	<b>Top power</b> kW - Btu/h 18 - 61.419	120 Inch 47.2	90 Inch 35.4	90 Inch 35.4	174.0	1.46	<b>4.801,00</b>


**CUCINA ELETTRICA 4 PIASTRE QUADRE ERMETICHE CON FORNO ELETTRICO STATICO GN2/1 CON 1 GRIGLIA**

4 SQUARE ERMETIC HOT PLATES ELECTRIC BOILING TOP ON GN2/1 ELECTRIC STATIC OVEN WITH 1 GRID

	Code	Model	Tot. kW	Hz	V	kW	Lengh cm	Depth cm	Height cm	Kg	m³	€
	<b>316037</b>	PF8E9	21,3	50-60	400 3N ~	<b>Oven power</b> kW 5,3 <b>Top power</b> kW - Btu/h 16 - 54.594	80 Inch 31.5	90 Inch 35.4	90 Inch 35.4	152.0	0.99	<b>5.233,00</b>


**CUCINA ELETTRICA 4 PIASTRE QUADRE ERMETICHE CON FORNO ELETTRICO CONVEZIONE GN1/1 CON 1 GRIGLIA**

4 SQUARE ERMETIC HOT PLATES ELECTRIC BOILING TOP ON GN1/1 ELECTRIC CONVECTION OVEN WITH 1 GRID

	Code	Model	Tot. kW	Hz	V	kW	Lengh cm	Depth cm	Height cm	Kg	m³	€
	<b>316126</b>	PF8VE9	21	50-60	400 3N ~	<b>Oven power</b> kW 5 <b>Top power</b> kW - Btu/h 16 - 54.594	80 Inch 31.5	90 Inch 35.4	90 Inch 35.4	152.0	0.99	<b>5.405,00</b>


**CUCINA ELETTRICA 6 PIASTRE QUADRE ERMETICHE CON FORNO ELETTRICO STATICO GN2/1 CON 1 GRIGLIA**

6 SQUARE ERMETIC HOT PLATES ELECTRIC BOILING TOP ON GN2/1 ELECTRIC STATIC OVEN WITH 1 GRID


	Code	Model	Tot. kW	Hz	V	kW	Lengh cm	Depth cm	Height cm	Kg	m³	€
	<b>316039</b>	PF12E9	29,3	50-60	400 3N ~	<b>Oven power</b> kW 5,3 <b>Top power</b> kW - Btu/h 24 - 81.891	120 Inch 47.2	90 Inch 35.4	90 Inch 35.4	165.0	1.46	<b>7.288,00</b>

## ELECTRIC COOKERS | CUCINE ELETTRICHE


### CUCINA ELETTRICA 6 PIASTRE QUADRE ERMETICHE CON FORNO ELETTRICO CONVEZIONE GN1/1 CON 1 GRIGLIA 6 SQUARE ERMETIC HOT PLATES ELECTRIC BOILING TOP ON GN1/1 ELECTRIC CONVECTION OVEN WITH 1 GRID

	Code	Model	Tot. kW	Hz	V	kW	Lengh cm	Depth cm	Height cm	Kg	m³	€
	316127	PF12VE9	29	50-60	400 3N ~	Oven power kW 5 Top power kW - Btu/h 24 - 81.891	120 Inch 47.2	90 Inch 35.4	90 Inch 35.4	205.0	1.46	7.460,00


### CUCINA ELETTRICA TUTTAPIASTRA CON FORNO ELETTRICO STATICO GN2/1 CON 1 GRIGLIA ELECTRIC SOLID BOILING TOP RANGE ON GN2/1 ELECTRIC STATIC OVEN WITH 1 GRID

	Code	Model	Tot. kW	Hz	V	kW	Lengh cm	Depth cm	Height cm	Kg	m³	€
	316043	PPF8E9	19,3	50-60	400 3N ~	Oven power kW 5,3 Top power kW - Btu/h 14 - 47.770	80 Inch 31.5	90 Inch 35.4	90 Inch 35.4	186.0	0.99	4.788,00


### CUCINA ELETTRICA TUTTAPIASTRA CON FORNO ELETTRICO CONVEZIONE GN1/1 ELECTRIC SOLID BOILING TOP ON GN1/1 ELECTRIC CONVECTION OVEN WITH 1 GRID

	Code	Model	Tot. kW	Hz	V	kW	Lengh cm	Depth cm	Height cm	Kg	m³	€
	316125	PPF8VE9	19	50-60	400 3N ~	Oven power kW 5 Top power kW - Btu/h 14 - 47.770	80 Inch 31.5	90 Inch 35.4	90 Inch 35.4	183.2	0.99	4.959,00


### CUCINA ELETTRICA 4 PIASTRE QUADRE BASCULANTI CON FORNO ELETTRICO STATICO GN2/1 CON 1 GRIGLIA 4 TILTING SQUARE HOT PLATES ELECTRIC BOILING TOP ON GN2/1 ELECTRIC STATIC OVEN AND 1 GRID

	Code	Model	Tot. kW	Hz	V	kW	Lengh cm	Depth cm	Height cm	Kg	m³	€
	316143	PFU8E9	17,3	50-60	400 3N ~	Oven power kW 5,3 Top power kW - Btu/h 12 - 40.946	80 Inch 31.5	90 Inch 35.4	90 Inch 35.4	152.0	0.99	4.972,00

### CUCINA ELETTRICA 4 PIASTRE QUADRE BASCULANTI CON FORNO ELETTRICO CONVECTION GN1/1 CON 1 GRIGLIA 4 TILTING SQUARE HOT PLATES ELECTRIC BOILING TOP ON GN1/1 ELECTRIC CONVECTION OVEN AND 1 GRID

	Code	Model	Tot. kW	Hz	V	kW	Lengh cm	Depth cm	Height cm	Kg	m³	€
	316144	PFU8VE9	17	50-60	400 3N ~	Oven power kW 5 Top power kW - Btu/h 12 - 40.946	80 Inch 31.5	90 Inch 35.4	90 Inch 35.4	152.0	0.99	5.122,00



### CUCINA ELETTRICA 6 PIASTRE QUADRE BASCULANTI CON FORNO ELETTRICO STATICO GN2/1 CON 1 GRIGLIA 6 TILTING SQUARE HOT PLATES ELECTRIC BOILING TOP ON GN2/1 ELECTRIC STATIC OVEN AND 1 GRID

	Code	Model	Tot. kW	Hz	V	kW	Lengh cm	Depth cm	Height cm	Kg	m³	€
	316145	PFU12E9	23,3	50-60	400 3N ~	Oven power kW 5,3 Top power kW - Btu/h 18 - 61.419	120 Inch 47.2	90 Inch 35.4	90 Inch 35.4	240.8	1.46	6.881,00

**ELECTRIC COOKERS | CUCINE ELETTRICHE**

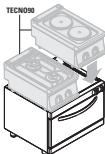

**CUCINA ELETTRICA 6 PIASTRE QUADRE BASCULANTI CON FORNO ELETTRICO CONVECTION GN1/1 CON 1 GRIGLIA**

6 TILTING SQUARE HOT PLATES ELECTRIC BOILING TOP ON GN1/1 ELECTRIC CONVECTION OVEN AND 1 GRID

		<b>Code</b>	<b>Model</b>	<b>Tot. kW</b>	<b>Hz</b>	<b>V</b>	<b>kW</b>	<b>Length</b> cm	<b>Depth</b> cm	<b>Height</b> cm	<b>Kg</b>	<b>m³</b>	<b>€</b>
		<b>316146</b>	PFU12VE9	23	50-60	400 3N ~	Oven power kW 5 Top power kW - Btu/h 18 - 61.419	120  Inch 47.2	90  Inch 35.4	90  Inch 35.4	230.2	1.40	<b>7.032,00</b>

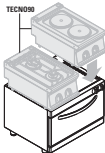

**BASE FORNO ELETTRICO CONVEZIONE GN1/1 CON 1 GRIGLIA - PER SOVRAPPOSIZIONE ELEMENTI TOP SOLO (2X40 CM) O (1X80 CM)**

GN1/1 ELECTRIC CONVECTION OVEN BASE WITH 1 GRID- SUITABLE ONLY FOR (2X40 CM) OR (1X80 CM) TOP ELEMENTS

		<b>Code</b>	<b>Model</b>	<b>Tot. kW</b>	<b>Hz</b>	<b>V</b>	<b>kW</b>	<b>Length</b> cm	<b>Depth</b> cm	<b>Height</b> cm	<b>Kg</b>	<b>m³</b>	<b>€</b>
		<b>316147</b>	F8V9	5	50-60	400 2N ~	Oven power kW 5	80  Inch 31.5	90  Inch 35.4	60  Inch 23.6	51.0	0.99	<b>2.293,00</b>

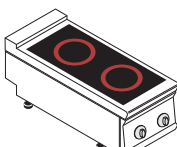

**BASE FORNO ELETTRICO STATICO GN2/1 CON 1GRIGLIA PER SOVRAPPOSIZIONE ELEMENTI TOP SOLO (2X40 CM) O (1X80 CM)**

GN2/1 ELECTRIC STATIC OVEN BASE WITH 1 GRID SUITABLE ONLY FOR (2X40 CM) OR (1X80CM) TOP ELEMENTS

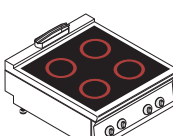

		<b>Code</b>	<b>Model</b>	<b>Tot. kW</b>	<b>Hz</b>	<b>V</b>	<b>kW</b>	<b>Length</b> cm	<b>Depth</b> cm	<b>Height</b> cm	<b>Kg</b>	<b>m³</b>	<b>€</b>
		<b>316148</b>	F8E9	5,3	50-60	400 3N ~	Oven power kW 5,3	80  Inch 31.5	90  Inch 35.4	60  Inch 23.6	95.0	0.70	<b>2.108,00</b>

## CUCINE IN VETROCERAMICA | GLASS CERAMIC COOKERS

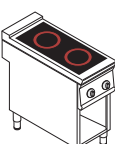

### PIANO COTTURA IN VETROCERAMICA 2 ZONE RISCALDANTI TOP 2 HOT ZONES GLASS CERAMIC BOILING TOP

		Code	Model	Tot. kW	Hz	V	kW	Length cm	Depth cm	Height cm	Kg	m³	€
		316017	PCC4E9	6,8	50-60	400 2N ~	Top power kW - Btu/h 6,8 - 20.473	40  Inch 15.7	90  Inch 35.4	28  Inch 11.0	32.0	0.26	2.516,00

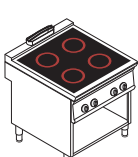

### PIANO COTTURA IN VETROCERAMICA 4 ZONE RISCALDANTI TOP 4 HOT ZONES GLASS CERAMIC BOILING TOP

		Code	Model	Tot. kW	Hz	V	kW	Length cm	Depth cm	Height cm	Kg	m³	€
		316019	PCC8E9	13,6	50-60	400 3N ~	Top power kW - Btu/h 13,6 - 44.358	80  Inch 31.5	90  Inch 35.4	28  Inch 11.0	57.0	0.51	4.080,00


### PIANO COTTURA IN VETROCERAMICA 2 ZONE RISCALDANTI FREESTANDING SU VANO APERTO 2 HOT ZONES FREESTANDING GLASS CERAMIC BOILING TOP ON OPEN CABINET

		Code	Model	Tot. kW	Hz	V	kW	Lengh cm	Depth cm	Height cm	Kg	m³	€
		316021	PCC4FE9	6,8	50-60	400 2N ~	Top power kW - Btu/h 6,8 - 20.473	40  Inch 15.7	90  Inch 35.4	90  Inch 35.4	83.0	0.53	2.956,00


### PIANO COTTURA IN VETROCERAMICA 4 ZONE RISCALDANTI FREESTANDING SU VANO APERTO 4 HOT ZONES FREESTANDING GLASS CERAMIC BOILING TOP ON OPEN CABINET

		Code	Model	Tot. kW	Hz	V	kW	Lengh cm	Depth cm	Height cm	Kg	m³	€
		316023	PCC8FE9	13,6	50-60	400 3N ~	Top power kW - Btu/h 13,6 - 44.358	80  Inch 31.5	90  Inch 35.4	90  Inch 35.4	119.0	0.99	4.676,00

### CUCINA ELETTRICA VETROCERAMICA CON FORNO ELETTRICO STATICO GN2/1 CON 1 GRIGLIA ELECTRIC GLASS CERAMIC BOILING TOP ON GN2/1 ELECTRIC STATIC OVEN WITH 1 GRID

	<b>Code</b>	<b>Model</b>	<b>Tot. kW</b>	<b>Hz</b>	<b>V</b>	<b>kW</b>	<b>Length</b> cm	<b>Depth</b> cm	<b>Height</b> cm	<b>Kg</b>	<b>m³</b>	<b>€</b>
	<b>316041</b>	PFC8E9	18,9	50-60	400 3N ~	Oven power kW 5,3  Top power kW - Btu/h 13,6 - 44.358	80  Inch 31.5	90  Inch 35.4	90  Inch 35.4	121.0	0.99	<b>6.130,00</b>

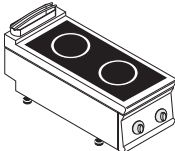
### CUCINA ELETTRICA VETROCERAMICA CON FORNO ELETTRICO CONVEZIONE GN1/1 ELECTRIC GLASS CERAMIC BOILING TOP ON GN1/1 ELECTRIC CONVECTION OVEN WITH 1 GRID

	<b>Code</b>	<b>Model</b>	<b>Tot. kW</b>	<b>Hz</b>	<b>V</b>	<b>kW</b>	<b>Length</b> cm	<b>Depth</b> cm	<b>Height</b> cm	<b>Kg</b>	<b>m³</b>	<b>€</b>
	<b>316124</b>	PFC8VE9	18,6	50-60	400 3N ~	Oven power	80	90	90	121.0	0.99	<b>6.299,00</b>
						<i>kW</i> 5	<i>Inch</i> 31.5	<i>Inch</i> 35.4	<i>Inch</i> 35.4			
						Top power <i>kW - Btu/h</i> 13,6 - 44.358						

**PIANI A INDUZIONE | INDUCTION COOKERS**

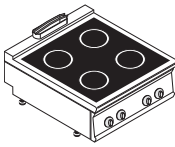
**PIANO COTTURA INDUZIONE 2 ZONE TOP**

2 ZONES INDUCTION BOILING TOP

	Code	Model	Tot. kW	Hz	V	Lengh cm	Depth cm	Height cm	Kg	m³	€
	<b>316025</b>	PIN4E9	10	50-60	400 3 ~	40	90	28	43.0	0.26	<b>7.880,00</b>
⚡						Inch 15.7	Inch 35.4	Inch 11.0			

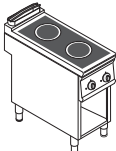
**PIANO COTTURA INDUZIONE 4 ZONE TOP**

4 ZONES INDUCTION BOILING TOP

	Code	Model	Tot. kW	Hz	V	Lengh cm	Depth cm	Height cm	Kg	m³	€
	<b>316026</b>	PIN8E9	20	50-60	400 3 ~	80	90	28	85.0	0.51	<b>14.975,00</b>
⚡						Inch 31.5	Inch 35.4	Inch 11.0			


**PIANO COTTURA INDUZIONE 2 ZONE FREESTANDING SU VANO APERTO**

2 ZONES INDUCTION BOILING TOP FREESTANDING ON OPEN CABINET

	Code	Model	Tot. kW	Hz	V	Lengh cm	Depth cm	Height cm	Kg	m³	€
	<b>316027</b>	PIN4FE9	10	50-60	400 3 ~	40	90	90	83.0	0.53	<b>8.220,00</b>
⚡						Inch 15.7	Inch 35.4	Inch 35.4			

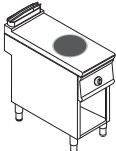
**PIANO COTTURA INDUZIONE 4 ZONE FREESTANDING SU VANO APERTO**

4 ZONES INDUCTION BOILING TOP FREESTANDING ON OPEN CABINET

	Code	Model	Tot. kW	Hz	V	Lengh cm	Depth cm	Height cm	Kg	m³	€
	<b>316028</b>	PIN8FE9	20	50-60	400 3 ~	80	90	90	112.0	0.99	<b>15.389,00</b>
⚡						Inch 31.5	Inch 35.4	Inch 35.4			

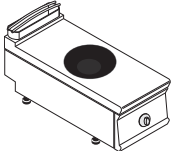
**PIANO INDUZIONE WOK FREESTANDING SU VANO APERTO**

INDUCTION WOK BOILING TOP FREESTANDING ON OPEN CABINET

	Code	Model	Tot. kW	Hz	V	Lengh cm	Depth cm	Height cm	Kg	m³	€
	<b>316128</b>	PIW4FE9	5	50-60	400 3N ~	40	90	90	54.0	0.53	<b>5.464,00</b>
⚡						Inch 15.7	Inch 35.4	Inch 35.4			

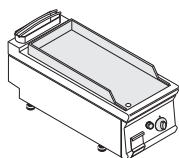

**PIANO COTTURA INDUZIONE WOK TOP**

WOK INDUCTION BOILING TOP

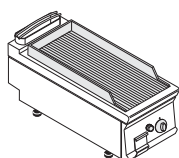

	Code	Model	Tot. kW	Hz	V	Lengh cm	Depth cm	Height cm	Kg	m³	€
	<b>316137</b>	PIW4E9	5	50-60	400 3N ~	40	90	28	33.0	0.28	<b>5.086,00</b>
⚡						Inch 15.7	Inch 35.4	Inch 11.0			

**FRY TOP | GRIDDLES**

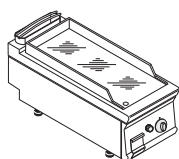

**FRY TOP GAS PIASTRA LISCIA TOP**  
GAS GRIDDLE WITH SMOOTH PLATE TOP

		<b>Code</b>	<b>Model</b>	<b>Tot. kW</b>	<b>Lengh</b> cm	<b>Depth</b> cm	<b>Height</b> cm	<b>Kg</b>	<b>m³</b>	<b>€</b>
				8	40 <i>Inch</i> 15.7	90 <i>Inch</i> 35.4	28 <i>Inch</i> 11.0			
		<b>313038</b>	FTL4G9					67.0	0.26	<b>1.812,00</b>

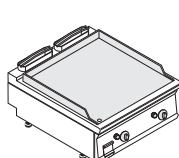

**FRY TOP GAS PIASTRA RIGATA TOP**  
GAS GRIDDLE WITH RIBBED PLATE TOP

		<b>Code</b>	<b>Model</b>	<b>Tot. kW</b>	<b>Lengh</b> cm	<b>Depth</b> cm	<b>Height</b> cm	<b>Kg</b>	<b>m³</b>	<b>€</b>
				8	40 <i>Inch</i> 15.7	90 <i>Inch</i> 35.4	28 <i>Inch</i> 11.0			
		<b>313039</b>	FTR4G9					66.0	0.26	<b>1.893,00</b>

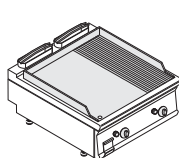

**FRY TOP GAS PIASTRA LISCIA CROMATA TOP**  
GAS GRIDDLE WITH SMOOTH CHROMIUM-PLATED PLATE TOP

		<b>Code</b>	<b>Model</b>	<b>Tot. kW</b>	<b>Lengh</b> cm	<b>Depth</b> cm	<b>Height</b> cm	<b>Kg</b>	<b>m³</b>	<b>€</b>
				8	40 <i>Inch</i> 15.7	90 <i>Inch</i> 35.4	28 <i>Inch</i> 11.0			
		<b>313040</b>	FTC4G9					68.0	0.26	<b>2.550,00</b>

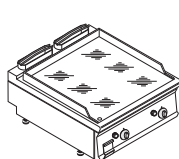

**FRY TOP GAS PIASTRA LISCIA TOP**  
GAS GRIDDLE WITH SMOOTH PLATE TOP

		<b>Code</b>	<b>Model</b>	<b>Tot. kW</b>	<b>Lengh</b> cm	<b>Depth</b> cm	<b>Height</b> cm	<b>Kg</b>	<b>m³</b>	<b>€</b>
				16	80 <i>Inch</i> 31.5	90 <i>Inch</i> 35.4	28 <i>Inch</i> 11.0			
		<b>313041</b>	FTL8G9					121.9	0.51	<b>2.581,00</b>

**FRY TOP GAS PIASTRA 1/3 RIGATA TOP**  
GAS GRIDDLE WITH 1/3 RIBBED PLATE TOP

		<b>Code</b>	<b>Model</b>	<b>Tot. kW</b>	<b>Lengh</b> cm	<b>Depth</b> cm	<b>Height</b> cm	<b>Kg</b>	<b>m³</b>	<b>€</b>
				16	80 <i>Inch</i> 31.5	90 <i>Inch</i> 35.4	28 <i>Inch</i> 11.0			
		<b>313042</b>	FTR8G9					119.0	0.51	<b>2.685,00</b>

**FRY TOP GAS PIASTRA LISCIA CROMATA TOP**  
GAS GRIDDLE WITH SMOOTH CHROMIUM-PLATED PLATE TOP

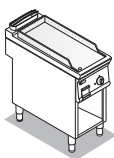


		<b>Code</b>	<b>Model</b>	<b>Tot. kW</b>	<b>Lengh</b> cm	<b>Depth</b> cm	<b>Height</b> cm	<b>Kg</b>	<b>m³</b>	<b>€</b>
				16	80 <i>Inch</i> 31.5	90 <i>Inch</i> 35.4	28 <i>Inch</i> 11.0			
		<b>313043</b>	FTC8G9					120.2	0.51	<b>3.450,00</b>



**FRY TOP | GRIDDLES**

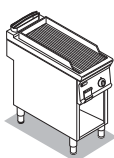

**FRY TOP GAS PIASTRA LISCIA SU VANO APERTO FREESTANDING**

FREESTANDING GAS GRIDDLE WITH SMOOTH PLATE ON OPEN CABINET

	Code	Model	Tot. kW	Lengh cm	Depth cm	Height cm	Kg	m³	€
	<b>313044</b>	FTL4FG9	8	40	90	90	84.0	0.53	 <b>2.148,00</b>
				Inch 15.7	Inch 35.4	Inch 35.4			

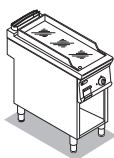

**FRY TOP GAS PIASTRA RIGATA SU VANO APERTO FREESTANDING**

FREESTANDING GAS GRIDDLE WITH RIBBED PLATE ON OPEN CABINET

	Code	Model	Tot. kW	Lengh cm	Depth cm	Height cm	Kg	m³	€
	<b>313045</b>	FTR4FG9	8	40	90	90	82.0	0.53	<b>2.245,00</b>
				Inch 15.7	Inch 35.4	Inch 35.4			

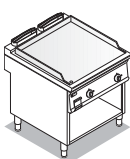


**FRY TOP GAS PIASTRA LISCIA CROMATA SU VANO APERTO FREESTANDING**

FREESTANDING GAS GRIDDLE WITH SMOOTH CHROMIUM-PLATED PLATE ON OPEN CABINET

	Code	Model	Tot. kW	Lengh cm	Depth cm	Height cm	Kg	m³	€
	<b>313046</b>	FTC4FG9	8	40	90	90	86.0	0.53	<b>2.898,00</b>
				Inch 15.7	Inch 35.4	Inch 35.4			

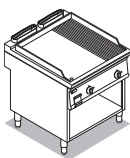


**FRY TOP GAS PIASTRA LISCIA SU VANO APERTO FREESTANDING**

FREESTANDING GAS GRIDDLE WITH SMOOTH PLATE ON OPEN CABINET

	Code	Model	Tot. kW	Lengh cm	Depth cm	Height cm	Kg	m³	€
	<b>313047</b>	FTL8FG9	16	80	90	90	141.0	0.99	 <b>2.993,00</b>
				Inch 31.5	Inch 35.4	Inch 35.4			

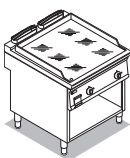

**FRY TOP GAS PIASTRA 1/3 RIGATA SU VANO APERTO FREESTANDING**

FREESTANDING GAS GRIDDLE WITH 1/3 RIBBED PLATE ON OPEN CABINET

	Code	Model	Tot. kW	Lengh cm	Depth cm	Height cm	Kg	m³	€
	<b>313048</b>	FTR8FG9	16	80	90	90	139.0	0.99	 <b>3.102,00</b>
				Inch 31.5	Inch 35.4	Inch 35.4			

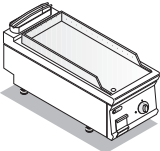

**FRY TOP GAS PIASTRA LISCIA CROMATA SU VANO APERTO FREESTANDING**

FREESTANDING GAS GRIDDLE WITH SMOOTH CHROMIUM-PLATED PLATE ON OPEN CABINET

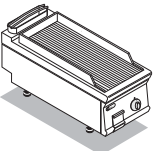

	Code	Model	Tot. kW	Lengh cm	Depth cm	Height cm	Kg	m³	€
	<b>313049</b>	FTC8FG9	16	80	90	90	146.0	0.99	<b>3.865,00</b>
				Inch 31.5	Inch 35.4	Inch 35.4			

**FRY TOP | GRIDDLES**

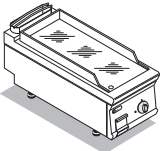

**FRY TOP ELETTRICO PIASTRA LISCIA TOP**  
ELECTRIC GRIDDLE WITH SMOOTH PLATE TOP

		<b>Code</b>	<b>Model</b>	<b>Tot. kW</b>	<b>Hz</b>	<b>V</b>	<b>Lengh</b> cm	<b>Depth</b> cm	<b>Height</b> cm	<b>Kg</b>	<b>m³</b>	<b>€</b>
							40	90	28			
				6	50-60	400 3N ~	Inch 15.7	Inch 35.4	Inch 11.0	62.9	0.26	<b>1.905,00</b>
		<b>316053</b>	FTL4E9									

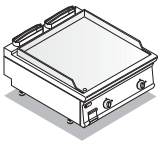

**FRY TOP ELETTRICO PIASTRA RIGATA TOP**  
ELECTRIC GRIDDLE WITH RIBBED PLATE TOP

		<b>Code</b>	<b>Model</b>	<b>Tot. kW</b>	<b>Hz</b>	<b>V</b>	<b>Lengh</b> cm	<b>Depth</b> cm	<b>Height</b> cm	<b>Kg</b>	<b>m³</b>	<b>€</b>
							40	90	28			
				6	50-60	400 3N ~	Inch 15.7	Inch 35.4	Inch 11.0	62.9	0.26	<b>1.979,00</b>
		<b>316055</b>	FTR4E9									

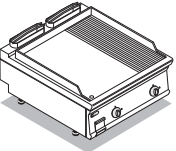

**FRY TOP ELETTRICO PIASTRA LISCIA CROMATA TOP**  
ELECTRIC GRIDDLE WITH SMOOTH CHROMIUM-PLATED PLATE TOP

		<b>Code</b>	<b>Model</b>	<b>Tot. kW</b>	<b>Hz</b>	<b>V</b>	<b>Lengh</b> cm	<b>Depth</b> cm	<b>Height</b> cm	<b>Kg</b>	<b>m³</b>	<b>€</b>
							40	90	28			
				6	50-60	400 3N ~	Inch 15.7	Inch 35.4	Inch 11.0	63.0	0.26	<b>2.503,00</b>
		<b>316057</b>	FTC4E9									

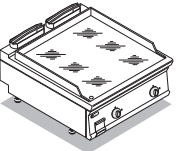

**FRY TOP ELETTRICO PIASTRA LISCIA TOP**  
ELECTRIC GRIDDLE WITH SMOOTH PLATE TOP

		<b>Code</b>	<b>Model</b>	<b>Tot. kW</b>	<b>Hz</b>	<b>V</b>	<b>Lengh</b> cm	<b>Depth</b> cm	<b>Height</b> cm	<b>Kg</b>	<b>m³</b>	<b>€</b>
							80	90	28			
				12	50-60	400 3N ~	Inch 31.5	Inch 35.4	Inch 11.0	120.0	0.51	<b>2.641,00</b>
		<b>316059</b>	FTL8E9									

**FRY TOP ELETTRICO PIASTRA 1/3 RIGATA TOP**  
ELECTRIC GRIDDLE WITH 1/3 RIBBED PLATE TOP

		<b>Code</b>	<b>Model</b>	<b>Tot. kW</b>	<b>Hz</b>	<b>V</b>	<b>Lengh</b> cm	<b>Depth</b> cm	<b>Height</b> cm	<b>Kg</b>	<b>m³</b>	<b>€</b>
							80	90	28			
				12	50-60	400 3N ~	Inch 31.5	Inch 35.4	Inch 11.0	113.0	0.51	<b>2.749,00</b>
		<b>316061</b>	FTR8E9									

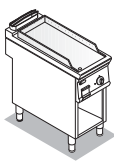
**FRY TOP ELETTRICO PIASTRA LISCIA CROMATA TOP**  
ELECTRIC GRIDDLE WITH SMOOTH CHROMIUM-PLATED PLATE TOP

		<b>Code</b>	<b>Model</b>	<b>Tot. kW</b>	<b>Hz</b>	<b>V</b>	<b>Lengh</b> cm	<b>Depth</b> cm	<b>Height</b> cm	<b>Kg</b>	<b>m³</b>	<b>€</b>
							80	90	28			
				12	50-60	400 3N ~	Inch 31.5	Inch 35.4	Inch 11.0	115.0	0.51	<b>3.422,00</b>
		<b>316063</b>	FTC8E9									

**FRY TOP | GRIDDLES**

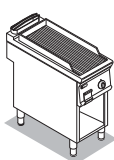
**FRY TOP ELETTRICO PIASTRA LISCIA SU VANO APERTO FREESTANDING**

FREESTANDING ELECTRIC GRIDDLE WITH SMOOTH PLATE ON OPEN CABINET

	Code	Model	Tot. kW	Hz	V	Lengh cm	Depth cm	Height cm	Kg	m³	€
	<b>316065</b>	FTL4FE9	6	50-60	400 3N ~	40 <i>Inch</i> 15.7	90 <i>Inch</i> 35.4	90 <i>Inch</i> 35.4	82.0	0.53	<b>2.235,00</b>

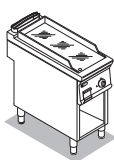
**FRY TOP ELETTRICO PIASTRA RIGATA SU VANO APERTO FREESTANDING**

FREESTANDING ELECTRIC GRIDDLE WITH RIBBED PLATE ON OPEN CABINET

	Code	Model	Tot. kW	Hz	V	Lengh cm	Depth cm	Height cm	Kg	m³	€
	<b>316067</b>	FTR4FE9	6	50-60	400 3N ~	40 <i>Inch</i> 15.7	90 <i>Inch</i> 35.4	90 <i>Inch</i> 35.4	80.0	0.53	<b>2.349,00</b>

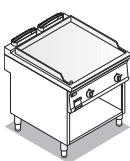

**FRY TOP ELETTRICO PIASTRA LISCIA CROMATA SU VANO APERTO FREESTANDING**

FREESTANDING ELECTRIC GRIDDLE WITH SMOOTH CHROMIUM-PLATED PLATE ON OPEN CABINET

	Code	Model	Tot. kW	Hz	V	Lengh cm	Depth cm	Height cm	Kg	m³	€
	<b>316069</b>	FTC4FE9	6	50-60	400 3N ~	40 <i>Inch</i> 15.7	90 <i>Inch</i> 35.4	90 <i>Inch</i> 35.4	86.0	0.53	<b>2.854,00</b>

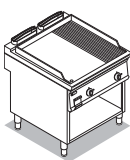

**FRY TOP ELETTRICO PIASTRA LISCIA SU VANO APERTO FREESTANDING**

FREESTANDING ELECTRIC GRIDDLE WITH SMOOTH PLATE ON OPEN CABINET

	Code	Model	Tot. kW	Hz	V	Lengh cm	Depth cm	Height cm	Kg	m³	€
	<b>316071</b>	FTL8FE9	12	50-60	400 3N ~	80 <i>Inch</i> 31.5	90 <i>Inch</i> 35.4	90 <i>Inch</i> 35.4	139.0	0.99	 <b>3.156,00</b>

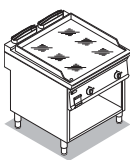
**FRY TOP ELETTRICO PIASTRA 1/3 RIGATA SU VANO APERTO FREESTANDING**

FREESTANDING ELECTRIC GRIDDLE WITH 1/3 RIBBED PLATE ON OPEN CABINET

	Code	Model	Tot. kW	Hz	V	Lengh cm	Depth cm	Height cm	Kg	m³	€
	<b>316073</b>	FTR8FE9	12	50-60	400 3N ~	80 <i>Inch</i> 31.5	90 <i>Inch</i> 35.4	90 <i>Inch</i> 35.4	136.0	0.99	 <b>3.234,00</b>

**FRY TOP ELETTRICO PIASTRA LISCIA CROMATA SU VANO APERTO FREESTANDING**

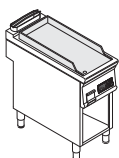
FREESTANDING ELECTRIC GRIDDLE WITH SMOOTH CHROMIUM-PLATED PLATE ON OPEN CABINET

	Code	Model	Tot. kW	Hz	V	Lengh cm	Depth cm	Height cm	Kg	m³	€
	<b>316075</b>	FTC8FE9	12	50-60	400 3N ~	80 <i>Inch</i> 31.5	90 <i>Inch</i> 35.4	90 <i>Inch</i> 35.4	141.0	0.99	<b>3.893,00</b>

**FRY TOP | GRIDDLES**

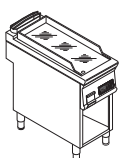
**FRY TOP ELETTRICO PIASTRA LISCIA FREESTANDING SU VANO APERTO, CONTROLLO ELETTRONICO**

FREESTANDING ELECTRIC GRIDDLE WITH SMOOTH PLATE ON OPEN CABINET, ELECTRONIC CONTROL

	Code	Model	Tot. kW	Hz	V	Lengh cm	Depth cm	Height cm	Kg	m³	€
	<b>316159</b>	FTLD4FE9	6	50-60	400 3N ~	40 <i>Inch</i> 15.7	90 <i>Inch</i> 35.4	90 <i>Inch</i> 35.4	80.4	0.53	<b>2.402,00</b>

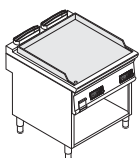
**FRY TOP ELETTRICO PIASTRA LISCIA CROMATA FREESTANDING SU VANO APERTO, CONTROLLO ELETTRONICO**

FREESTANDING ELECTRIC GRIDDLE WITH SMOOTH CHROMIUM-PLATED PLATE ON OPEN CABINET, ELECTRONIC CONTROL

	Code	Model	Tot. kW	Hz	V	Lengh cm	Depth cm	Height cm	Kg	m³	€
	<b>316160</b>	FTCD4FE9	6	50-60	400 3N ~	40 <i>Inch</i> 15.7	90 <i>Inch</i> 35.4	90 <i>Inch</i> 35.4	87.0	0.53	<b>3.020,00</b>

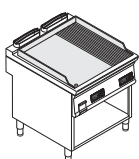
**FRY TOP ELETTRICO PIASTRA LISCIA FREESTANDING SU VANO APERTO, CONTROLLO ELETTRONICO**

FREESTANDING ELECTRIC GRIDDLE WITH SMOOTH PLATE ON OPEN CABINET, ELECTRONIC CONTROL

	Code	Model	Tot. kW	Hz	V	Lengh cm	Depth cm	Height cm	Kg	m³	€
	<b>316161</b>	FTLD8FE9	12	50-60	400 3N ~	80 <i>Inch</i> 31.5	90 <i>Inch</i> 35.4	90 <i>Inch</i> 35.4	139.0	0.99	<b>3.489,00</b>

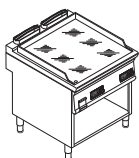
**FRY TOP ELETTRICO PIASTRA 1/3 RIGATA FREESTANDING SU VANO APERTO, CONTROLLO ELETTRONICO**

FREESTANDING ELECTRIC GRIDDLE WITH 1/3RIBBED PLATE ON OPEN CABINET, ELECTRONIC CONTROL

	Code	Model	Tot. kW	Hz	V	Lengh cm	Depth cm	Height cm	Kg	m³	€
	<b>316162</b>	FTRD8FE9	12	50-60	400 3N ~	80 <i>Inch</i> 31.5	90 <i>Inch</i> 35.4	90 <i>Inch</i> 35.4	139.0	0.99	<b>3.566,00</b>

**FRY TOP ELETTRICO PIASTRA LISCIA CROMATA FREESTANDING SU VANO APERTO, CONTROLLO ELETTRONICO**


FREESTANDING ELECTRIC GRIDDLE WITH SMOOTH CHROMIUM-PLATED PLATE ON OPEN CABINET, ELECTRONIC CONTROL

	Code	Model	Tot. kW	Hz	V	Lengh cm	Depth cm	Height cm	Kg	m³	€
	<b>316163</b>	FTCD8FE9	12	50-60	400 3N ~	80 <i>Inch</i> 31.5	90 <i>Inch</i> 35.4	90 <i>Inch</i> 35.4	139.0	0.99	<b>4.227,00</b>

**FRIGGITRICI | FRYERS**

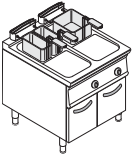
**FRIGGITRICE GAS 13LT VASCA PULITA FONDO A V FREESTANDING SU VANO CHIUSO-CESTELLI, COPERCHI E UNA VASCA RECUPERO OLIO CON FILTRO IN DOTAZIONE**

FREESTANDING 13LT GAS FRYER WITH CLEAN V SHAPED TANK, ON CLOSED CABINET-EQUIPPED WITH BASKETS, LID AND ONE OIL DRAINING TANK WITH FILTER

	Code	Model	Tot. kW	Hz	V	Lengh cm	Depth cm	Height cm	Kg	m³	€
	<b>313050</b>	FRV43FG9	12 + 0,01	50	230 1 ~	40 <i>Inch</i> 15.7	90 <i>Inch</i> 35.4	90 <i>Inch</i> 35.4	71.0	0.49	<b>2.844,00</b>

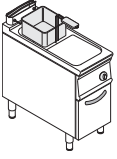

**FRIGGITRICE GAS 13LT+13LT VASCA PULITA FONDO A V FREESTANDING SU VANO CHIUSO-CESTELLI, COPERCHI E UNA VASCA RECUPERO OLIO CON FILTRO IN DOTAZIONE**

FREESTANDING 13LT+13LT GAS FRYER WITH CLEAN V SHAPED TANK ON CLOSED CABINET-EQUIPPED WITH BASKETS, LID AND ONE OIL DRAINING TANK WITH FILTER

	Code	Model	Tot. kW	Hz	V	Lengh cm	Depth cm	Height cm	Kg	m³	€
	<b>313052</b>	FRV83FG9	24 + 0,01	50	230 1 ~	80 <i>Inch</i> 31.5	90 <i>Inch</i> 35.4	90 <i>Inch</i> 35.4	119.0	0.94	<b>4.765,00</b>

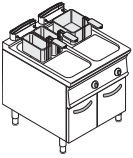

**FRIGGITRICE GAS 17LT VASCA PULITA FONDO A V FREESTANDING SU VANO CHIUSO-CESTELLI, COPERCHI E UNA VASCA RECUPERO OLIO CON FILTRI IN DOTAZIONE**

FREESTANDING 17LT FRYER CLEAN V SHAPED TANK ON CLOSED CABINET-EQUIPPED WITH BASKETS, LID AND ONE OIL DRAINING TANK WITH FILTER

	Code	Model	Tot. kW	Hz	V	Lengh cm	Depth cm	Height cm	Kg	m³	€
	<b>313054</b>	FRV47FG9	16 + 0,01	50	230 1 ~	40 <i>Inch</i> 15.7	90 <i>Inch</i> 35.4	90 <i>Inch</i> 35.4	76.0	0.56	 <b>3.060,00</b>

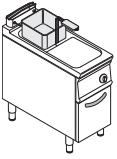

**FRIGGITRICE GAS 17LT+17LT VASCA PULITA FONDO A V, FREESTANDING SU VANO CHIUSO-CESTELLI, COPERCHI E UNA VASCA RECUPERO OLIO CON FILTRO IN DOTAZIONE**

FREESTANDING 17LT+17LT GAS FRYER WITH CLEAN V SHAPED TANK ON CLOSED CABINET-EQUIPPED WITH BASKETS, LID AND ONE OIL DRAINING TANK WITH FILTER

	Code	Model	Tot. kW	Hz	V	Lengh cm	Depth cm	Height cm	Kg	m³	€
	<b>313056</b>	FRV87FG9	32 + 0,01	50	230 1 ~	80 <i>Inch</i> 31.5	90 <i>Inch</i> 35.4	90 <i>Inch</i> 35.4	123.0	0.94	 <b>5.248,00</b>

**FRIGGITRICE GAS 21LT VASCA PULITA FONDO A V FREESTANDING SU VANO CHIUSO-CESTELLI, COPERCHI E UNA VASCA RECUPERO OLIO CON FILTRI IN DOTAZIONE**



FREESTANDING 21 LT FRYER WITH CLEAN V SHAPED TANK ON CLOSED CABINET-EQUIPPED WITH BASKETS, LID AND ONE OIL DRAINING TANK WITH FILTER

	Code	Model	Tot. kW	Hz	V	Lengh cm	Depth cm	Height cm	Kg	m³	€
	<b>313066</b>	FRV41FG9	19 + 0,01	50	230 1 ~	40 <i>Inch</i> 15.7	90 <i>Inch</i> 35.4	90 <i>Inch</i> 35.4	79.6	0.49	 <b>3.336,00</b>

**FRIGGITRICI | FRYERS**

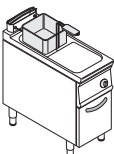

**FRIGGITRICE GAS 21LT+21LT VASCA PULITA FONDO A V FREESTANDING SU VANO CHIUSO-CESTELLI, COPERCHI E UNA VASCA RECUPERO OILIO IN DOTAZIONE**

FREESTANDING 21LT+21LT GAS FRYER WITH CLEAN V SHAPED TANK ON CLOSED CABINET-EQUIPPED WITH BASKETS, LID AND ONE OILDRAINING TANK WITH FILTER

		<b>Code</b>	<b>Model</b>	<b>Tot. kW</b>	<b>Hz</b>	<b>V</b>	<b>Lengh cm</b>	<b>Depth cm</b>	<b>Height cm</b>	<b>Kg</b>	<b>m³</b>	<b>€</b>
		<b>313068</b>	FRV81FG9	38 + 0,01	50	230 1 ~	80 <i>Inch</i> 31.5	90 <i>Inch</i> 35.4	90 <i>Inch</i> 35.4	133.0	0.94	<b>48H 5.721,00</b>



**FRIGGITRICE GAS 13LT SCAMBIATORI IN VASCA FREESTANDING SU VANO CHIUSO-CESTELLI, COPERCHI E UNA VASCA RECUPERO OILIO CON FILTRO IN DOTAZIONE**

FREESTANDING 13LT GAS FRYER WITH IN-TANK HEAT EXCHANGERS ON CLOSED CABINET-EQUIPPED WITH BASKETS, LID AND ONE OILDRAINING TANK WITH FILTER

		<b>Code</b>	<b>Model</b>	<b>Tot. kW</b>	<b>Hz</b>	<b>V</b>	<b>Lengh cm</b>	<b>Depth cm</b>	<b>Height cm</b>	<b>Kg</b>	<b>m³</b>	<b>€</b>
		<b>313058</b>	FR43FG9	11,5 + 0,01	50	230 1 ~	40 <i>Inch</i> 15.7	90 <i>Inch</i> 35.4	90 <i>Inch</i> 35.4	79.0	0.49	<b>2.844,00</b>

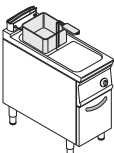

**FRIGGITRICE GAS 13LT+13LT CON SCAMBIATORI IN VASCA FREESTANDING SU VANO CHIUSO-CESTELLI, COPERCHI E UNA VASCA RECUPERO OILIO CON FILTRO IN DOTAZIONE**

FREESTANDING 13LT+13LT GAS FRYER WITH INTANK HEAT EXCHANGERS ON CLOSED CABINET-EQUIPPED WITH BASKETS, LID AND ONE OILDRAINING TANK WITH FILTER

		<b>Code</b>	<b>Model</b>	<b>Tot. kW</b>	<b>Hz</b>	<b>V</b>	<b>Lengh cm</b>	<b>Depth cm</b>	<b>Height cm</b>	<b>Kg</b>	<b>m³</b>	<b>€</b>
		<b>313060</b>	FR83FG9	23 + 0,01	50	230 1 ~	80 <i>Inch</i> 31.5	90 <i>Inch</i> 35.4	90 <i>Inch</i> 35.4	118.0	0.94	<b>4.669,00</b>

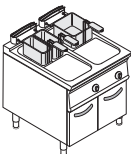

**FRIGGITRICE GAS 17LT SCAMBIATORI IN VASCA FREESTANDING SU VANO CHIUSO-CESTELLI, COPERCHI E UNA VASCA RECUPERO OILIO CON FILTRO IN DOTAZIONE**

FREESTANDING 17LT GAS FRYER WITH IN-TANK HEAT EXCHANGERS ON CLOSED CABINET-EQUIPPED WITH BASKETS, LID AND ONE OILDRAINING TANK WITH FILTER

		<b>Code</b>	<b>Model</b>	<b>Tot. kW</b>	<b>Hz</b>	<b>V</b>	<b>Lengh cm</b>	<b>Depth cm</b>	<b>Height cm</b>	<b>Kg</b>	<b>m³</b>	<b>€</b>
		<b>313062</b>	FR47FG9	16,5 + 0,01	50	230 1 ~	40 <i>Inch</i> 15.7	90 <i>Inch</i> 35.4	90 <i>Inch</i> 35.4	74.0	0.49	<b>3.060,00</b>

**FRIGGITRICE GAS 17LT+17LT SCAMBIATORI INVASCA FREESTANDING SU VANO CHIUSO-CESTELLI, COPERCHI E UNA VASCA RECUPERO OILIO CON FILTRO IN DOTAZIONE**

FREESTANDING 17LT+17LT GAS FRYER WITH INTANK HEAT EXCHANGERS ON CLOSED CABINET-EQUIPPED WITH BASKETS, LID AND ONE OILDRAINING TANK WITH FILTER

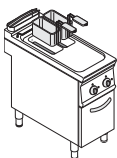
		<b>Code</b>	<b>Model</b>	<b>Tot. kW</b>	<b>Hz</b>	<b>V</b>	<b>Lengh cm</b>	<b>Depth cm</b>	<b>Height cm</b>	<b>Kg</b>	<b>m³</b>	<b>€</b>
		<b>313064</b>	FR87FG9	33 + 0,01	50	230 1 ~	80 <i>Inch</i> 31.5	90 <i>Inch</i> 35.4	90 <i>Inch</i> 35.4	126.0	0.94	<b>5.248,00</b>



**FRIGGITRICI | FRYERS**

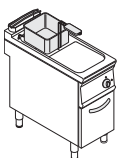
**FRIGGITRICE ELETTRICA 8+8LT FREESTANDING SU VANO CHIUSO RESISTENZE ROTANTI IN VASCA-CESTELLI, COPERCHI E UNA VASCA RECUPE-RO OLIO IN DOTAZIONE**

FREESTANDING 8+8LT ELECTRIC FRYER ON CLOSED CABINET WITH IN TANK HEATING ELEMENTS-EQUIPPED WITH BASKETS, LID AND ONE OIL DRAINING TANK WITH FILTER

	Code	Model	Tot. kW	Hz	V	Lengh cm	Depth cm	Height cm	Kg	m³	€
	<b>316174</b>	FR48FE9	14	50-60	400 3N ~	40 <i>Inch</i> 15.7	90 <i>Inch</i> 35.4	90 <i>Inch</i> 35.4	67.0	0.50	<b>3.321,00</b>


**FRIGGITRICE ELETTRICA 13LT FREESTANDING SU VANO CHIUSO, RESISTENZE ROTANTI IN VASCA-CESTELLI, COPERCHI E UNA VASCA RECUPE-RO OLIO CON FILTRO IN DOTAZIONE**

FREESTANDING 13LT ELECTRIC FRYER ON CLOSET CABINET WITH IN TANK ROTATING HEATING ELEMENTS-EQUIPPED WITH BASKETS, LID AND ONE OIL DRAINING TANK WITH FILTER

	Code	Model	Tot. kW	Hz	V	Lengh cm	Depth cm	Height cm	Kg	m³	€
	<b>316077</b>	FR43FE9	12	50-60	400 3N ~	40 <i>Inch</i> 15.7	90 <i>Inch</i> 35.4	90 <i>Inch</i> 35.4	61.0	0.56	<b>2.550,00</b>

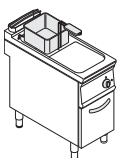
**FRIGGITRICE ELETTRICA 13+13LT FREESTANDING SU VANO CHIUSO RESISTENZE ROTANTI IN VASCA-CESTELLI, COPERCHI E UNA VASCA RECU-PERO OLIO CON FILTRO IN DOTAZIONE**

FREESTANDING 13LT+13LT ELECTRIC FRYER ONCLOSED CABINET WITH IN TANK ROTATING HEATING ELEMENTS-EQUIPPED WITH BASKETS, LID AND ONE OIL DRAINING TANK WITH FILTER

	Code	Model	Tot. kW	Hz	V	Lengh cm	Depth cm	Height cm	Kg	m³	€
	<b>316079</b>	FR83FE9	24	50-60	400 3N ~	80 <i>Inch</i> 31.5	90 <i>Inch</i> 35.4	90 <i>Inch</i> 35.4	97.0	0.94	<b>4.041,00</b>


**FRIGGITRICE ELETTRICA 17LT FREESTANDING SU VANO CHIUSO RESISTENZE ROTANTI IN VASCA-CESTELLI, COPERCHI E UNA VASCA RECUPERO OLIO CON FILTRO IN DOTAZIONE**

FREESTANDING 17LT ELECTRIC FRYER ON CLOSED CABINET WITH IN TANK ROTATING HEATINGELEMENTS-EQUIPPED WITH BASKETS, LID AND ONE OIL DRAINING TANK WITH FILTER

	Code	Model	Tot. kW	Hz	V	Lengh cm	Depth cm	Height cm	Kg	m³	€
	<b>316081</b>	FR47FE9	16,5	50-60	400 3N ~	40 <i>Inch</i> 15.7	90 <i>Inch</i> 35.4	90 <i>Inch</i> 35.4	60.0	0.56	<b>2.712,00</b>

**FRIGGITRICE ELETTRICA 17+17LT FREESTANDING SU VANO CHIUSO RESISTENZE ROTANTI IN VASCA-CESTELLI, COPERCHI E UNA VASCA RECU-PERO OLIO CON FILTRO IN DOTAZIONE**

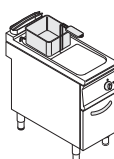

FREESTANDING 17LT+17LT ELECTRIC FRYER ONCLOSED CABINET WITH IN TANK ROTATING HEATING ELEMENTS-EQUIPPED WITH BASKETS, LID AND ONE OIL DRAINING TANK WITH FILTER

	Code	Model	Tot. kW	Hz	V	Lengh cm	Depth cm	Height cm	Kg	m³	€
	<b>316083</b>	FR87FE9	33	50-60	400 3N ~	80 <i>Inch</i> 31.5	90 <i>Inch</i> 35.4	90 <i>Inch</i> 35.4	97.0	1.02	<b>4.374,00</b>

**FRIGGITRICI | FRYERS**

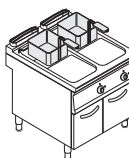
**FRIGGITRICE ELETTRICA 21LT FREESTANDING SU VANO CHIUSO RESISTENZE ROTANTI IN VASCA-CESTELLI, COPERCHI E UNA VASCA RECUPERO OLIO CON FILTRO IN DOTAZIONE**

FREESTANDING 21LT ELECTRIC FRYER ON CLOSED CABINET WITH IN TANK ROTATING HEATING ELEMENTS-EQUIPPED WITH BASKETS, LID AND ONE OIL DRAINING TANK WITH FILTER

	Code	Model	Tot. kW	Hz	V	Lengh cm	Depth cm	Height cm	Kg	m³	€
	<b>316085</b>	FR41FE9	20	50-60	400 3N ~	40 Inch 15.7	90 Inch 35.4	90 Inch 35.4	64.0	0.56	 <b>2.929,00</b>

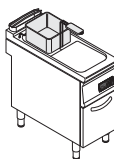
**FRIGGITRICE ELETTRICA 21+21LT FREESTANDING SU VANO CHIUSO RESISTENZE ROTANTI IN VASCA-CESTELLI, COPERCHI E UNA VASCA RECUPERO OLIO IN DOTAZIONE**

FREESTANDING 21+21LT ELECTRIC FRYER ON CLOSED CABINET WITH IN TANK ROTATING HEATING ELEMENTS-EQUIPPED WITH BASKETS, LID AND ONE OIL DRAINING TANK WITH FILTER

	Code	Model	Tot. kW	Hz	V	Lengh cm	Depth cm	Height cm	Kg	m³	€
	<b>316087</b>	FR81FE9	40	50-60	400 3N ~	80 Inch 31.5	90 Inch 35.4	90 Inch 35.4	101.0	0.94	<b>4.906,00</b>

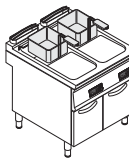
**FRIGGITRICE ELETTRICA CONTROLLO ELETTRONICO 13LT FREESTANDING SU VANO CHIUSO RESISTENZE ROTANTI IN VASCA-CESTELLI, COPERCHI E UNA VASCA RECUPERO OLIO IN DOTAZIONE**

FREESTANDING 13LT ELECTRIC FRYER ELECTRONIC CONTROL, ON CLOSED CABINET WITH IN TANK ROTATING HEATING ELEMENTS-EQUIPPED WITH BASKETS, LID AND ONE OIL DRAINING TANK WITH FILTER

	Code	Model	Tot. kW	Hz	V	Lengh cm	Depth cm	Height cm	Kg	m³	€
	<b>316164</b>	FRD43FE9	12	50-60	400 3N ~	40 Inch 15.7	90 Inch 35.4	90 Inch 35.4	60.0	0.53	<b>2.705,00</b>

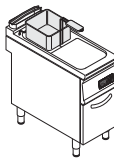
**FRIGGITRICE ELETTRICA CONTROLLO ELETTRONICO 13+13LT FREESTANDING SU VANO CHIUSO RESISTENZE ROTANTI IN VASCA-CESTELLI, COPERCHI E UNA VASCA RECUPERO OLIO IN DOTAZIONE**

FREESTANDING 13+13L ELECTRIC FRYER ELECTRONIC CONTROL, ON CLOSED CABINET WITH IN TANK ROTATING HEATING ELEMENTS-EQUIPPED WITH BASKETS, LID AND ONE OIL DRAINING TANK WITH FILTER

	Code	Model	Tot. kW	Hz	V	Lengh cm	Depth cm	Height cm	Kg	m³	€
	<b>316165</b>	FRD83FE9	24	50-60	400 3N ~	80 Inch 31.5	90 Inch 35.4	90 Inch 35.4	97.0	0.94	<b>4.351,00</b>

**FRIGGITRICE ELETTRICA CONTROLLO ELETTRONICO 17LT FREESTANDING SU VANO CHIUSO RESISTENZE ROTANTI IN VASCA-CESTELLI, COPERCHI E UNA VASCA RECUPERO OLIO IN DOTAZIONE**

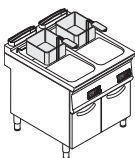
FREESTANDING 17L ELECTRIC FRYER ELECTRONIC CONTROL, ON CLOSED CABINET WITH IN TANK ROTATING HEATING ELEMENTS-EQUIPPED WITH BASKETS, LID AND ONE OIL DRAINING TANK WITH FILTER

	Code	Model	Tot. kW	Hz	V	Lengh cm	Depth cm	Height cm	Kg	m³	€
	<b>316166</b>	FRD47FE9	16,5	50-60	400 3N ~	40 Inch 15.7	90 Inch 35.4	90 Inch 35.4	60.0	0.53	<b>2.868,00</b>

**FRIGGITRICI | FRYERS**

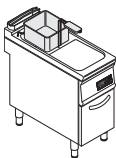
**FRIGGITRICE ELETTRICA CONTROLLO ELETTRONICO 17+17LT FREESTANDING SU VANO CHIUSO RESISTENZE ROTANTI IN VASCA-CESTELLI, COPERCHI E UNA VASCA RECUPERO OLIO CON FILTRO IN DOTAZIONE**

FREESTANDING 17+17LT ELECTRIC FRYER ELECTRONIC CONTROL, ON CLOSED CABINET WITH IN TANK ROTATING HEATING ELEMENTS-EQUIPPED WITH BASKETS, LID AND ONE OIL DRAINING TANK WITH FILTER

	Code	Model	Tot. kW	Hz	V	Lengh cm	Depth cm	Height cm	Kg	m³	€
	<b>316167</b>	FRD87FE9	33	50-60	400 3N ~	80 <i>Inch</i> 31.5	90 <i>Inch</i> 35.4	90 <i>Inch</i> 35.4	103.0	1.00	<b>4.685,00</b>

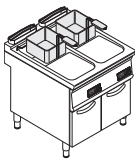
**FRIGGITRICE ELETTRICA CONTROLLO ELETTRONICO 21LT FREESTANDING SU VANO CHIUSO RESISTENZE ROTANTI IN VASCA-CESTELLI, COPERCHI E UNA VASCA RECUPERO OLIO IN DOTAZIONE**

FREESTANDING 21LT ELECTRIC FRYER ELECTRONIC CONTROL, ON CLOSED CABINET WITH IN TANK ROTATING HEATING ELEMENTS-EQUIPPED WITH BASKETS, LID AND ONE OIL DRAINING TANK WITH FILTER

	Code	Model	Tot. kW	Hz	V	Lengh cm	Depth cm	Height cm	Kg	m³	€
	<b>316168</b>	FRD41FE9	20	50-60	400 3N ~	40 <i>Inch</i> 15.7	90 <i>Inch</i> 35.4	90 <i>Inch</i> 35.4	66.1	0.54	<b>3.084,00</b>

**FRIGGITRICE ELETTRICA CONTROLLO ELETTRONICO 21+21LT FREESTANDING SU VANO CHIUSO RESISTENZE ROTANTI IN VASCA-CESTELLI, COPERCHI E UNA VASCA RECUPERO OLIO IN DOTAZIONE**



FREESTANDING 21+21LT ELECTRIC FRYER ELECTRONIC CONTROL, ON CLOSED CABINET WITH INTANK HEATING ELEMENTS-EQUIPPED WITH BASKETS, LID AND ONE OIL DRAINING TANK WITH FILTER

	Code	Model	Tot. kW	Hz	V	Lengh cm	Depth cm	Height cm	Kg	m³	€
	<b>316169</b>	FRD81FE9	40	50-60	400 3N ~	80 <i>Inch</i> 31.5	90 <i>Inch</i> 35.4	90 <i>Inch</i> 35.4	103.0	0.96	<b>5.217,00</b>

**GRIGLIE | GRILLS**




**GRIGLIA GAS A PIETRA LAVICA FREESTANDING SU VANO CHIUSO**

FREESTANDING GAS LAVASTONE GRILL ON CLOSED CABINET

		<b>Code</b>	<b>Model</b>	<b>Tot. kW</b>	<b>Lengh</b> cm	<b>Depth</b> cm	<b>Height</b> cm	<b>Kg</b>	<b>m³</b>	<b>€</b>
				11	40	90	90			
		<b>313072</b>	GR4FG9		<i>Inch</i> 15.7	<i>Inch</i> 35.4	<i>Inch</i> 35.4	76.0	0.49	<b>2.349,00</b>

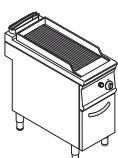

**GRIGLIA GAS A PIETRA LAVICA FREESTANDING SU VANO CHIUSO**

FREESTANDING GAS LAVASTONE GRILL ON CLOSED CABINET

		<b>Code</b>	<b>Model</b>	<b>Tot. kW</b>	<b>Lengh</b> cm	<b>Depth</b> cm	<b>Height</b> cm	<b>Kg</b>	<b>m³</b>	<b>€</b>
				22	80	90	90			
		<b>313073</b>	GR8FG9		<i>Inch</i> 31.5	<i>Inch</i> 35.4	<i>Inch</i> 35.4	119.0	0.94	 <b>3.436,00</b>

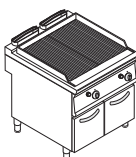


**GRIGLIA GAS CON ACQUA E GRIGLIA IN GHISA FREESTANDING SU VANO CHIUSO**

FREESTANDING GAS GRILL WITH WATER AND CAST IRON GRID ON CLOSED CABINET

		<b>Code</b>	<b>Model</b>	<b>Tot. kW</b>	<b>Lengh</b> cm	<b>Depth</b> cm	<b>Height</b> cm	<b>Kg</b>	<b>m³</b>	<b>€</b>
				11	40	90	90			
		<b>333112</b>	GD4FG9		<i>Inch</i> 15.7	<i>Inch</i> 35.4	<i>Inch</i> 35.4	80.0	0.53	<b>2.653,00</b>

**GRIGLIA GAS CON ACQUA E GRIGLIA IN GHISA FREESTANDING SU VANO CHIUSO**

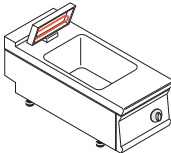
FREESTANDING GAS GRILL WITH AND CAST IRON GRID ON CLOSED CABINET

		<b>Code</b>	<b>Model</b>	<b>Tot. kW</b>	<b>Lengh</b> cm	<b>Depth</b> cm	<b>Height</b> cm	<b>Kg</b>	<b>m³</b>	<b>€</b>
				22	80	90	90			
		<b>333113</b>	GD8FG9		<i>Inch</i> 31.5	<i>Inch</i> 35.4	<i>Inch</i> 35.4	137.0	0.99	 <b>3.850,00</b>

## SCALDAPATATE | CHIP SCUTTLE


### SCALDAPATATE ELETTRICO GN1/1 TOP

GN1/1 ELECTRIC CHIP-SCUTTLE TOP

	Code	Model	Tot. kW	Hz	V	Lengh cm	Depth cm	Height cm	Kg	m³	€
	316133	SP4E9	1,65	50-60	230 1 ~	40 <i>Inch</i> 15.7	90 <i>Inch</i> 35.4	28 <i>Inch</i> 11.0	37.0	0.20	1.324,00

### SCALDAPATATE ELETTRICO GN1/1 FREESTANDING SU VANO APERTO

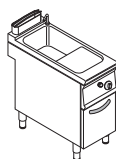

FREESTANDING GN1/1 ELECTRIC CHIP-SCUTTLE ON OPEN CABINET

	Code	Model	Tot. kW	Hz	V	Lengh cm	Depth cm	Height cm	Kg	m³	€
	316134	SP4FE9	1,65	50-60	230 1 ~	40 <i>Inch</i> 15.7	90 <i>Inch</i> 35.4	90 <i>Inch</i> 35.4	36.4	0.53	1.765,00

**CUOCIPASTA | PASTA COOKERS**

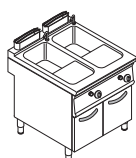

**CUOCIPASTA GAS 40LT GN1/1 FREESTANDING SU VANO CHIUSO - CESTELLI NON COMPRESI**

FREESTANDING 40LT GN1/1 GAS PASTA COOKER ON CLOSED CABINET-BASKETS NOT INCLUDED

		<b>Code</b>	<b>Model</b>	<b>Tot. kW</b>	<b>Lengh cm</b>	<b>Depth cm</b>	<b>Height cm</b>	<b>Kg</b>	<b>m³</b>		<b>€</b>
				15	40	90	90				
		<b>313070</b>	CP4FG9		Inch 15.7	Inch 35.4	Inch 35.4	72.0	0.54		<b>48H</b> 3.060,00

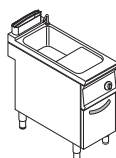

**CUOCIPASTA GAS 40LT+40LT GN1/1 FREESTANDING SU VANO CHIUSO - CESTELLI NON COMPRESI**

FREESTANDING 40LT+40LT GN1/1 GAS PASTA COOKER ON CLOSED CABINET - BASKETS NOT INCLUDED

		<b>Code</b>	<b>Model</b>	<b>Tot. kW</b>	<b>Lengh cm</b>	<b>Depth cm</b>	<b>Height cm</b>	<b>Kg</b>	<b>m³</b>		<b>€</b>
				30	80	90	90				
		<b>313071</b>	CP8FG9		Inch 31.5	Inch 35.4	Inch 35.4	139.0	1.02		<b>2 weeks</b> 5.113,00

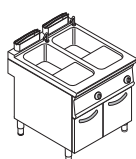

**CUOCIPASTA ELETTRICO 40LT GN1/1 FREESTANDING SU VANO CHIUSO-CESTELLI NON COMPRESI**

FREESTANDING 40LT GN1/1 CLOSE CABINET ELECTRIC PASTA COOKER-BASKETS NOT INCLUDED

		<b>Code</b>	<b>Model</b>	<b>Tot. kW</b>	<b>Hz</b>	<b>V</b>	<b>Lengh cm</b>	<b>Depth cm</b>	<b>Height cm</b>	<b>Kg</b>	<b>m³</b>	<b>€</b>
				9	50-60	400 3N ~	40	90	90			
		<b>316089</b>	CP4FE9				Inch 15.7	Inch 35.4	Inch 35.4	68.0	0.53	<b>48H</b> 3.100,00

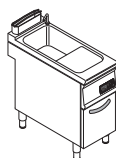

**CUOCIPASTA ELETTRICO 40+40LT GN1/1 FREESTANDING SU VANO CHIUSO- CESTELLI NON COMPRESI**

FREESTANDING 40+40LT GN1/1 CLOSE CABINET ELECTRIC PASTA COOKER-BASKETS NOT INCLUDED

		<b>Code</b>	<b>Model</b>	<b>Tot. kW</b>	<b>Hz</b>	<b>V</b>	<b>Lengh cm</b>	<b>Depth cm</b>	<b>Height cm</b>	<b>Kg</b>	<b>m³</b>	<b>€</b>
				18	50-60	400 3N ~	80	90	90			
		<b>316091</b>	CP8FE9				Inch 31.5	Inch 35.4	Inch 35.4	120.0	0.99	<b>5.077,00</b>

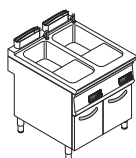

**CUOCIPASTA ELETTRICO 40LT GN1/1 FREESTANDING SU VANO CHIUSO, CONTROLLO ELETTRONICO - CESTELLI NON COMPRESI**

FREESTANDING 40LT GN1/1 ELECTRIC PASTA COOKER ON CLOSED CABINET, ELECTRONIC CONTROL - BASKETS NOT INCLUDED

		<b>Code</b>	<b>Model</b>	<b>Tot. kW</b>	<b>Hz</b>	<b>V</b>	<b>Lengh cm</b>	<b>Depth cm</b>	<b>Height cm</b>	<b>Kg</b>	<b>m³</b>	<b>€</b>
				9	50-60	400 3N ~	40	90	90			
		<b>316170</b>	CPD4FE9				Inch 15.7	Inch 35.4	Inch 35.4	68.0	0.53	<b>3.322,00</b>

**CUOCIPASTA ELETTRICO 40+40LT GN1/1 FREESTANDING SU VANO CHIUSO, CONTROLLO ELETTRONICO - CESTELLI NON COMPRESI**

FREESTANDING 40+40LT GN1/1 ELECTRIC PASTA COOKER ON CLOSED CABINET, ELECTRONIC CONTROL - BASKETS NOT INCLUDED

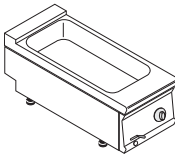
		<b>Code</b>	<b>Model</b>	<b>Tot. kW</b>	<b>Hz</b>	<b>V</b>	<b>Lengh cm</b>	<b>Depth cm</b>	<b>Height cm</b>	<b>Kg</b>	<b>m³</b>	<b>€</b>
				18	50-60	400 3N ~	80	90	90			
		<b>316171</b>	CPD8FE9				Inch 31.5	Inch 35.4	Inch 35.4	121.0	1.00	<b>5.521,00</b>



**BAGNOMARIA | BAINMARIE**

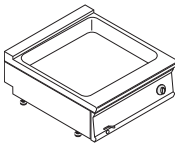
**BAGNOMARIA ELETTRICO 4 X GN1/3 TOP**

4 X GN1/3 ELECTRIC BAIN-MARIE TOP

	Code	Model	Tot. kW	Hz	V	Lengh cm	Depth cm	Height cm	Kg	m³	€
	<b>316045</b>	BM4E9	3	50-60	400 2N ~	40	90	28	30.0	0.26	<b>1.605,00</b>
⚡						<i>Inch</i> 15.7	<i>Inch</i> 35.4	<i>Inch</i> 11.0			

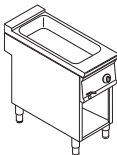
**BAGNOMARIA ELETTRICO 8 X GN1/3 TOP**

8 X GN1/3 ELECTRIC BAIN-MARIE TOP

	Code	Model	Tot. kW	Hz	V	Lengh cm	Depth cm	Height cm	Kg	m³	€
	<b>316047</b>	BM8E9	4,5	50-60	400 3N ~	80	90	28	55.0	0.51	<b>2.175,00</b>
⚡						<i>Inch</i> 31.5	<i>Inch</i> 35.4	<i>Inch</i> 11.0			

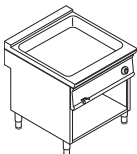
**BAGNOMARIA ELETTRICO 4 X GN1/3 FREESTANDING SU VANO APERTO**

FREESTANDING 4 X GN1/3 ELECTRIC BAIN-MARIE ON OPEN CABINET

	Code	Model	Tot. kW	Hz	V	Lengh cm	Depth cm	Height cm	Kg	m³	€
	<b>316049</b>	BM4FE9	3	50-60	400 2N ~	40	90	90	49.0	0.53	<b>1.980,00</b>
⚡						<i>Inch</i> 15.7	<i>Inch</i> 35.4	<i>Inch</i> 35.4			

**BAGNOMARIA ELETTRICO 8 X GN1/3 FREESTANDING SU VANO APERTO**

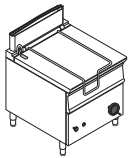

FREESTANDING 8 X GN1/3 ELECTRIC BAIN-MARIE ON OPEN CABINET

	Code	Model	Tot. kW	Hz	V	Lengh cm	Depth cm	Height cm	Kg	m³	€
	<b>316051</b>	BM8FE9	4,5	50-60	400 3N ~	80	90	90	74.0	0.99	<b>2.685,00</b>
⚡						<i>Inch</i> 31.5	<i>Inch</i> 35.4	<i>Inch</i> 35.4			

**BRASIERE | BRAISING PANS**

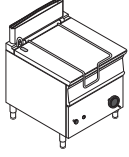

**BRASIERA BASCULANTE A GAS 80LT CON VASCA INOX FREESTANDING SU VANO CHIUSO**

FREESTANDING 80LT GAS TILTING BRATT PANWITH STAINLESS STEEL TANK ON CLOSED CABINET

		<b>Code</b>  <b>313176</b>	<b>Model</b>  B8FXGN9	<b>Tot. kW</b>	<b>Hz</b>	<b>V</b>	<b>Lengh</b> cm	<b>Depth</b> cm	<b>Height</b> cm	<b>Kg</b>	<b>m³</b>	<b>€</b>  <b>5.901,00</b>
				20 + 0,01	50-60	230 1 ~	80	90	90	169.0	1.18	
							Inch 31.5	Inch 35.4	Inch 35.4			

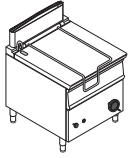

**BRASIERA BASCULANTE A GAS 80LT CON VASCA INOX FREESTANDING SU VANO CHIUSO-SOLLEVAMENTO MOTORIZZATO**

FREESTANDING 80LT GAS BRATT PAN WITH STAINLESS STEEL TANK ON CLOSED CABINET-AUTOMATIC TILTING

		<b>Code</b>  <b>313180</b>	<b>Model</b>  B8MFXGN9	<b>Tot. kW</b>	<b>Hz</b>	<b>V</b>	<b>Lengh</b> cm	<b>Depth</b> cm	<b>Height</b> cm	<b>Kg</b>	<b>m³</b>	<b>€</b>  <b>7.426,00</b>
				20 + 0,1	50-60	230 1 ~	80	90	90	179.0	1.19	
							Inch 31.5	Inch 35.4	Inch 35.4			

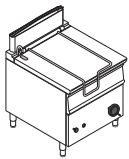

**BRASIERA BASCULANTE A GAS 80LT CON VASCA INOX COMPOUND FREESTANDING SU VANO CHIUSO**

FREESTANDING 80LT GAS TILTING BRATT PANWITH STAINLESS STEEL COMPOUND TANK ON CLOSED CABINET

		<b>Code</b>  <b>313175</b>	<b>Model</b>  B8FIGN9	<b>Tot. kW</b>	<b>Hz</b>	<b>V</b>	<b>Lengh</b> cm	<b>Depth</b> cm	<b>Height</b> cm	<b>Kg</b>	<b>m³</b>	<b>€</b>  <b>6.301,00</b>
				20 + 0,01	50-60	230 1 ~	80	90	90	169.0	1.18	
							Inch 31.5	Inch 35.4	Inch 35.4			

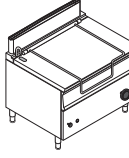

**BRASIERA GAS 80LT CON VASCA INOX COMPOUND FREESTANDING SU VANO CHIUSO-SOLLEVAMENTO MOTORIZZATO**

FREESTANDING 80LT GAS BRATT PAN WITH STAINLESS STEEL COMPOUND TANK ON CLOSED CABINET-AUTOMATIC TILTING

		<b>Code</b>  <b>313179</b>	<b>Model</b>  B8MFIGN9	<b>Tot. kW</b>	<b>Hz</b>	<b>V</b>	<b>Lengh</b> cm	<b>Depth</b> cm	<b>Height</b> cm	<b>Kg</b>	<b>m³</b>	<b>€</b>  <b>7.820,00</b>
				20 + 0,1	50-60	230 1 ~	80	90	90	179.0	1.19	
							Inch 31.5	Inch 35.4	Inch 35.4			

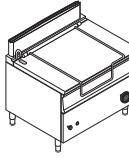

**BRASIERA BASCULANTE A GAS 120LT CON VASCA INOX FREESTANDING SU VANO CHIUSO**

FREESTANDING 120LT GAS TILTING BRATT PAN WITH STAINLESS STEEL TANK ON CLOSED CABINET

		<b>Code</b>  <b>313178</b>	<b>Model</b>  B12FXGN9	<b>Tot. kW</b>	<b>Hz</b>	<b>V</b>	<b>Lengh</b> cm	<b>Depth</b> cm	<b>Height</b> cm	<b>Kg</b>	<b>m³</b>	<b>€</b>  <b>8.644,00</b>
				30 + 0,01	50-60	230 1 ~	120	90	90	255.0	1.67	
							Inch 47.2	Inch 35.4	Inch 35.4			

**BRASIERA BASCULANTE A GAS 120LT CON VASCA INOX FREESTANDING SU VANO CHIUSO-SOLLEVAMENTO MOTORIZZATO**

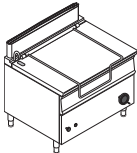

FREESTANDING 120LT GAS BRATT PAN WITH STAINLESS STEEL TANK ON CLOSED CABINET-AUTOMATIC TILTING

		<b>Code</b>  <b>313182</b>	<b>Model</b>  B12MFXGN9	<b>Tot. kW</b>	<b>Hz</b>	<b>V</b>	<b>Lengh</b> cm	<b>Depth</b> cm	<b>Height</b> cm	<b>Kg</b>	<b>m³</b>	<b>€</b>  <b>10.162,00</b>
				30 + 0,1	50-60	230 1 ~	120	90	90	265.0	1.67	
							Inch 47.2	Inch 35.4	Inch 35.4			

**BRASIERE | BRAISING PANS**

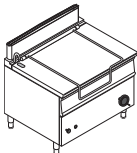

**BRASIERA BASCULANTE A GAS 120LT CON VASCA INOX COMPOUND FREESTANDING SU VANO CHIUSO**

FREESTANDING 120LT GAS TILTING BRATT PAN WITH STAINLESS STEEL COMPOUND TANK ON CLOSED CABINET

	Code	Model	Tot. kW	Hz	V	Lengh cm	Depth cm	Height cm	Kg	m³	€
			30 + 0,01	50-60	230 1 ~	120	90	90	255.0	1.67	
	<b>313177</b>	B12FIGN9				<i>Inch</i> 47.2	<i>Inch</i> 35.4	<i>Inch</i> 35.4			<b>9.452,00</b>

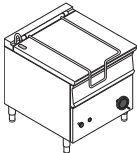

**BRASIERA GAS 120LT CON VASCA INOX COMPOUND - SOLLEVAMENTO MOTORIZZATO FREESTANDING SU VANO CHIUSO**

FREESTANDING 120LT GAS BRATT PAN WITH STAINLESS STEEL COMPOUND TANK - AUTOMATIC TILTING ON CLOSED CABINET

	Code	Model	Tot. kW	Hz	V	Lengh cm	Depth cm	Height cm	Kg	m³	€
			30 + 0,1	50-60	230 1 ~	120	90	90	265.0	1.67	
	<b>313181</b>	B12MFIGN9				<i>Inch</i> 47.2	<i>Inch</i> 35.4	<i>Inch</i> 35.4			<b>10.970,00</b>

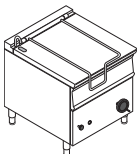

**BRASIERA ELETTRICA 80LT BASCULANTE CON VASCA INOX FREESTANDING SU VANO CHIUSO**

FREESTANDING 80LT ELECTRIC TILTING BRATT PAN WITH STAINLESS STEEL TANK ON CLOSED CABINET

	Code	Model	Tot. kW	Hz	V	Lengh cm	Depth cm	Height cm	Kg	m³	€
			10	50-60	400 3N ~	80	90	90	173.0	1.20	
	<b>316192</b>	B8FXEN9				<i>Inch</i> 31.5	<i>Inch</i> 35.4	<i>Inch</i> 35.4			<b>6.058,00</b>

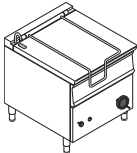

**BRASIERA ELETTRICA BASCULANTE 80LT CON VASCA INOX FREESTANDING SU VANO CHIUSO-SOLLEVAMENTO MOTORIZZATO**

FREESTANDING 80LT ELECTRIC BRATT PAN WITH STAINLESS STEEL TANK ON CLOSED CABINET-AUTOMATIC TILTING

	Code	Model	Tot. kW	Hz	V	Lengh cm	Depth cm	Height cm	Kg	m³	€
			10	50-60	400 3N ~	80	90	90	173.0	1.20	
	<b>316193</b>	B8MFXEN9				<i>Inch</i> 31.5	<i>Inch</i> 35.4	<i>Inch</i> 35.4			<b>7.555,00</b>

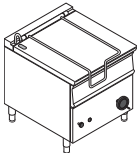

**BRASIERA ELETTRICA BASCULANTE 80LT CON VASCA INOX COMPOUND FREESTANDING SU VANO CHIUSO**

FREESTANDING 80LT ELECTRIC TILTING BRATT PAN WITH STAINLESS STEEL COMPOUND TANK ON CLOSED CABINET

	Code	Model	Tot. kW	Hz	V	Lengh cm	Depth cm	Height cm	Kg	m³	€
			10	50-60	400 3N ~	80	90	90	173.0	1.20	
	<b>316190</b>	B8FIEN9				<i>Inch</i> 31.5	<i>Inch</i> 35.4	<i>Inch</i> 35.4			<b>6.429,00</b>

**BRASIERA ELETTRICA BASCULANTE 80LT CON VASCA INOX COMPOUND-SOLLEVAMENTO MOTORIZZATO FREESTANDING SU VANO CHIUSO**

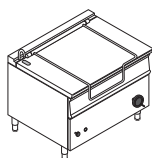

FREESTANDING 80LT ELECTRIC BRATT PAN WITH STAINLESS STEEL COMPOUND TANK ON CLOSED CABINET-AUTOMATIC TILTING

	Code	Model	Tot. kW	Hz	V	Lengh cm	Depth cm	Height cm	Kg	m³	€
			10	50-60	400 3N ~	80	90	90	173.0	1.20	
	<b>316191</b>	B8MFIEN9				<i>Inch</i> 31.5	<i>Inch</i> 35.4	<i>Inch</i> 35.4			<b>7.949,00</b>

**BRASIERE | BRAISING PANS**

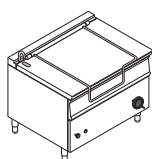

**BRASIERA ELETTRICA BASCULANTE 120LT CON VASCA INOX FREESTANDING SU VANO CHIUSO**

FREESTANDING 120LT ELECTRIC TILTING BRATT PAN WITH STAINLESS STEEL TANK ON CLOSED CABINET

		<b>Code</b>	<b>Model</b>	<b>Tot. kW</b>	<b>Hz</b>	<b>V</b>	<b>Lengh cm</b>	<b>Depth cm</b>	<b>Height cm</b>	<b>Kg</b>	<b>m³</b>	<b>€</b>
		<b>316196</b>	B12FXEN9	15	50-60	400 3N ~	120	90	90	251.0	1.67	<b>8.527,00</b>
							<i>Inch</i> 47.2	<i>Inch</i> 35.4	<i>Inch</i> 35.4			

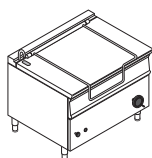

**BRASIERA ELETTRICA BASCULANTE 120LT CONVASCA INOX FREESTANDING SU VANO CHIUSO SOLLEVAMENTO MOTORIZZATO**

FREESTANDING 120LT ELECTRIC TILTING BRATT PAN WITH STAINLESS STEEL TANK ON CLOSED CABINET - AUTOMATIC TILTING

		<b>Code</b>	<b>Tot. kW</b>	<b>Hz</b>	<b>V</b>	<b>Lengh cm</b>	<b>Depth cm</b>	<b>Height cm</b>	<b>Kg</b>	<b>m³</b>	<b>€</b>
		<b>316197</b>	15	50-60	400 3N ~	120	90	90	251.0	1.67	<b>10.045,00</b>
						<i>Inch</i> 47.2	<i>Inch</i> 35.4	<i>Inch</i> 35.4			

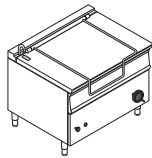

**BRASIERA ELETTRICA BASCULANTE 120LT CON VASCA INOX COMPOUND FREESTANDING SU VANO CHIUSO**

FREESTANDING 120LT ELECTRIC TILTING BRATT PAN WITH STAINLESS STEEL COMPOUND TANK ON CLOSED CABINET

		<b>Code</b>	<b>Model</b>	<b>Tot. kW</b>	<b>Hz</b>	<b>V</b>	<b>Lengh cm</b>	<b>Depth cm</b>	<b>Height cm</b>	<b>Kg</b>	<b>m³</b>	<b>€</b>
		<b>316194</b>	B12FIEN9	15	50-60	400 3N ~	120	90	90	251.0	1.67	<b>9.640,00</b>
							<i>Inch</i> 47.2	<i>Inch</i> 35.4	<i>Inch</i> 35.4			

**BRASIERA ELETTRICA BASCULANTE 120LT CON VASCA STAINLESS STEEL COMPOUND FREESTANDING SU VANO CHIUSO-SOLLEVAMENTO MOTORIZZATO**

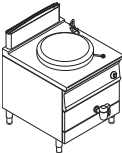

FREESTANDING 120LT ELECTRIC BRATT PAN WITH STAINLESS STEEL COMPOUND TANK ON CLOSED CABINET-AUTOMATIC TILTING

		<b>Code</b>	<b>Model</b>	<b>Tot. kW</b>	<b>Hz</b>	<b>V</b>	<b>Lengh cm</b>	<b>Depth cm</b>	<b>Height cm</b>	<b>Kg</b>	<b>m³</b>	<b>€</b>
		<b>316195</b>	B12MFIEN9	15	50-60	400 3N ~	120	90	90	251.0	1.67	<b>11.160,00</b>
							<i>Inch</i> 47.2	<i>Inch</i> 35.4	<i>Inch</i> 35.4			

**PENTOLE | BOILING PANS**

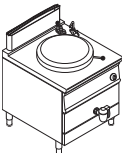

**PENTOLA GAS DIRETTA 100LT FREESTANDING**

FREESTANDING 100LT GAS BOILING PAN - DIRECT HEATING

		Code	Model	Tot. kW	Lengh cm	Depth cm	Height cm	Kg	m³	€
				21	80	90	90	139.0	1.10	
					Inch 31.5	Inch 35.4	Inch 35.4			
		<b>313076</b>	P81FDG9							<b>5.341,00</b>

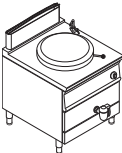

**PENTOLA GAS INDIRETTA 100LT FREESTANDING**

FREESTANDING 100LT GAS BOILING PAN - INDIRECT HEATING

		Code	Model	Tot. kW	Lengh cm	Depth cm	Height cm	Kg	m³	€
				21	80	90	90	166.0	1.06	
					Inch 31.5	Inch 35.4	Inch 35.4			
		<b>313074</b>	P81FIG9							<b>6.825,00</b>

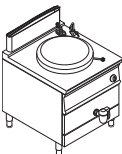

**PENTOLA GAS DIRETTA 150LT FREESTANDING**

FREESTANDING 150LT GAS BOILING PAN - DIRECT HEATING

		Code	Model	Tot. kW	Lengh cm	Depth cm	Height cm	Kg	m³	€
				21	80	90	90	145.0	1.10	
					Inch 31.5	Inch 35.4	Inch 35.4			
		<b>313077</b>	P85FDG9							<b>5.454,00</b>

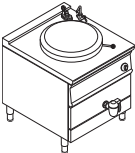

**PENTOLA GAS INDIRETTA 150LT FREESTANDING**

FREESTANDING 150LT GAS BOILING PAN - INDIRECT HEATING

		Code	Model	Tot. kW	Lengh cm	Depth cm	Height cm	Kg	m³	€
				21	80	90	90	170.0	1.10	
					Inch 31.5	Inch 35.4	Inch 35.4			
		<b>313075</b>	P85FIG9							<b>7.123,00</b>

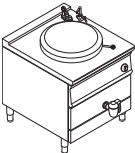

**PENTOLA ELETTRICA INDIRETTA 100LT FREESTANDING**

FREESTANDING 100LT ELECTRIC BOILING PAN-INDIRECT HEATING

		Code	Model	Tot. kW	Hz	V	Lengh cm	Depth cm	Height cm	Kg	m³	€
				16	50-60	400 3N ~	80	90	90	172.0	1.10	
							Inch 31.5	Inch 35.4	Inch 35.4			
		<b>316093</b>	P81FIE9									<b>6.967,00</b>

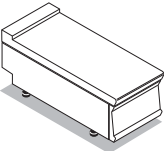
**PENTOLA ELETTRICA INDIRETTA 150LT FREESTANDING**

FREESTANDING 150LT ELECTRIC BOILING PAN-INDIRECT HEATING

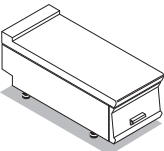
		Code	Model	Tot. kW	Hz	V	Lengh cm	Depth cm	Height cm	Kg	m³	€
				18	50-60	400 3N ~	80	90	90	178.0	1.09	
							Inch 31.5	Inch 35.4	Inch 35.4			
		<b>316095</b>	P85FIE9									<b>7.272,00</b>

## PIANI E BASI | TOPS AND BASES

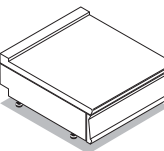
### PIANO NEUTRO WORK TOP

	Code	Model	Lengh cm	Depth cm	Height cm	Kg	m³	€
	<b>316129</b>	PN4L9	40	90	28	26.0	0.26	<b>699,00</b>
			<i>Inch</i> 15.7	<i>Inch</i> 35.4	<i>Inch</i> 11.0			

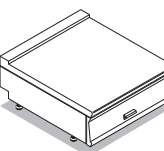
### PIANO NEUTRO CON CASSETTO GN1/1 TOP WORK TOP WITH GN1/1 DRAWER TOP

	Code	Model	Lengh cm	Depth cm	Height cm	Kg	m³	€
	<b>396501</b>	PNC4L9	40	90	28	34.8	0.26	<b>1.008,00</b>
			<i>Inch</i> 15.7	<i>Inch</i> 35.4	<i>Inch</i> 11.0			

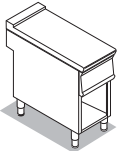
### PIANO NEUTRO WORK TOP

	Code	Model	Lengh cm	Depth cm	Height cm	Kg	m³	€
	<b>316130</b>	PN8L9	80	90	28	54.0	0.51	<b>1.023,00</b>
			<i>Inch</i> 31.5	<i>Inch</i> 35.4	<i>Inch</i> 11.0			

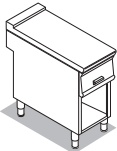
### PIANO NEUTRO CON CASSETTO GN1/1 TOP WORK TOP WITH GN1/1 DRAWER TOP

	Code	Model	Lengh cm	Depth cm	Height cm	Kg	m³	€
	<b>396502</b>	PNC8L9	80	90	28	58.0	0.51	<b>1.302,00</b>
			<i>Inch</i> 31.5	<i>Inch</i> 35.4	<i>Inch</i> 11.0			

### PIANO NEUTRO FREESTANDING SU VANO APERTO FREESTANDING WORK TOP ON OPEN CABINET

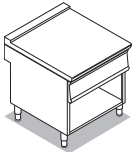
	Code	Model	Lengh cm	Depth cm	Height cm	Kg	m³	€
	<b>316131</b>	PN4FL9	40	90	90	43.0	0.51	<b>1.022,00</b>
			<i>Inch</i> 15.7	<i>Inch</i> 35.4	<i>Inch</i> 35.4			

### PIANO NEUTRO CON CASSETTO GN1/1 FREESTANDING SU VANO APERTO FREESTANDING WORK TOP WITH GN1/1 DRAWER ON OPEN CABINET

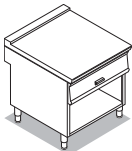
	Code	Model	Lengh cm	Depth cm	Height cm	Kg	m³	€
	<b>396701</b>	PNC4FL9	40	90	90	53.0	0.51	<b>1.330,00</b>
			<i>Inch</i> 15.7	<i>Inch</i> 35.4	<i>Inch</i> 35.4			

PIANI E BASI | TOPS AND BASES

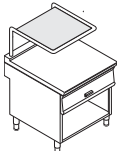
**PIANO NEUTRO FREESTANDING SU VANO APERTO**  
FREESTANDING WORK TOP ON OPEN CABINET

	Code	Model	Lengh cm	Depth cm	Height cm	Kg	m³	€
	<b>316132</b>	PN8FL9	80	90	90	69.0	0.99	<b>1.532,00</b>
			Inch 31.5	Inch 35.4	Inch 35.4			

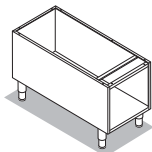
**PIANO NEUTRO CON CASSETTO FREESTANDING SU VANO APERTO**  
FREESTANDING WORK TOP WITH DRAWER ON OPEN CABINET

	Code	Model	Lengh cm	Depth cm	Height cm	Kg	m³	€
	<b>396702</b>	PNC8FL9	80	90	90	62.0	0.99	<b>1.812,00</b>
			Inch 31.5	Inch 35.4	Inch 35.4			

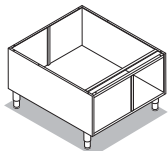
**PIANO NEUTRO CON CASSETTO FREESTANDING SU VANO APERTO E SUPPORTO SALAMANDRA**  
FREESTANDING WORK TOP WITH DRAWER ON OPEN CABINET AND SALAMANDER SUPPORT

	Code	Model	Lengh cm	Depth cm	Height cm	Kg	m³	€
	<b>396703</b>	PNC8FL9	80	90	90	94.0	0.99	<b>2.428,00</b>
			Inch 31.5	Inch 35.4	Inch 35.4			

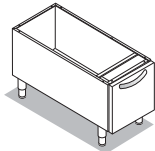
**VANO NEUTRO APERTO**  
OPEN CABINET

	Code	Model	Lengh cm	Depth cm	Height cm	Kg	m³	€
	<b>399002</b>	VN4L9	40	76,5	57	21.8	0.29	<b>431,00</b>
			Inch 15.7	Inch 29.9	Inch 22.4			

**VANO NEUTRO APERTO**  
OPEN CABINET

	Code	Model	Lengh cm	Depth cm	Height cm	Kg	m³	€
	<b>399008</b>	VN8L9	80	76,5	57	29.7	0.54	<b>592,00</b>
			Inch 31.5	Inch 29.9	Inch 22.4			

**VANO NEUTRO CON PORTA**  
CLOSED CABINET 1 DOOR

	Code	Model	Lengh cm	Depth cm	Height cm	Kg	m³	€
	<b>316117</b>	VNP4L9	40	76,5	57	24.0	0.29	<b>578,00</b>
			Inch 15.7	Inch 29.9	Inch 22.4			

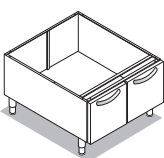


## PIANI E BASI | TOPS AND BASES

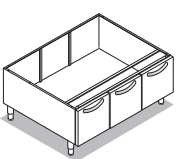
### VARO NEUTRO CON CASSETTI GN1/1 CLOSED CABINET WITH GN1/1 DRAWERS

	Code	Model	Lengh cm	Depth cm	Height cm	Kg	m³	€
	<b>316118</b>	VNC4L9	40 <i>Inch</i> 15.7	76,5 <i>Inch</i> 29.9	57 <i>Inch</i> 22.4	34.0	0.29	<b>912,00</b>

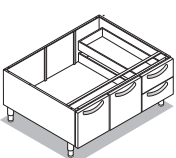
### VARO NEUTRO CON 2 PORTE CLOSED CABINET 2 DOORS

	Code	Model	Lengh cm	Depth cm	Height cm	Kg	m³	€
	<b>316119</b>	VNP8L9	80 <i>Inch</i> 31.5	76,5 <i>Inch</i> 29.9	57 <i>Inch</i> 22.4	37.0	0.54	<b>885,00</b>

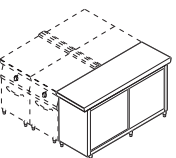
### VARO NEUTRO CON 3 PORTE CLOSED CABINET WITH 3 DOORS

	Code	Model	Lengh cm	Depth cm	Height cm	Kg	m³	€
	<b>316120</b>	VNP12L9	120 <i>Inch</i> 47.2	76,5 <i>Inch</i> 29.9	57 <i>Inch</i> 22.4	53.0	0.87	<b>1.142,00</b>

### VARO NEUTRO CON 2 PORTE E 2 CASSETTI CLOSED CABINET WITH 2 DOORS AND 2 DRAWERS

	Code	Model	Lengh cm	Depth cm	Height cm	Kg	m³	€
	<b>316121</b>	VNC12L9	120 <i>Inch</i> 47.2	76,5 <i>Inch</i> 29.9	57 <i>Inch</i> 22.4	50.0	0.82	<b>1.476,00</b>



### PIANO DI LAVORO SU VARO CHIUSO CON PORTE SCORREVOLI PER LATO ISOLA DI COTTURA WORKTOP ON CLOSED CABINET WITH SLIDING DOORS FOR COOKING ISLAND SIDE

	Code	Model	Lengh cm	Depth cm	Height cm	Kg	m³	€
	<b>399020</b>	TAS18L9	180 <i>Inch</i> 70.9	60 <i>Inch</i> 23.6	90 <i>Inch</i> 35.4	102.0	0.97	<b>2.770,00</b>

**CUCINE GAS MOSAICO | MOSAICO GAS COOKERS**



**PIANO COTTURA GAS 1 FUOCO CON GRIGLIA IN GHISA FREESTANDING SU VANO APERTO**

1 BURNER GAS BOILING TOP WITH CAST IRON GRIDS FREESTANDING ON OPEN CABINET

	Code	Model	Tot. kW	kW	Lengh cm	Depth cm	Height cm	Kg	m³	€
	<b>313135</b>	PCGM4FG9/1	5,5	1x5,5	40	45	90	42.5	0.32	<b>1.230,00</b>
				Top power kW - Btu/h 5,5 - 17.061	Inch 15.7	Inch 17.7	Inch 35.4			



**PIANO COTTURA GAS 1 FUOCO CON GRIGLIA INGHISA FREESTANDING SU VANO APERTO**

1 BURNER GAS BOILING TOP WITH CAST IRON GRIDS FREESTANDING ON OPEN CABINET

	Code	Model	Tot. kW	kW	Lengh cm	Depth cm	Height cm	Kg	m³	€
	<b>313136</b>	PCGM4FG9/2	9	1x9	40	45	90	43.5	0.32	<b>1.260,00</b>
				Top power kW - Btu/h 9 - 30.709	Inch 15.7	Inch 17.7	Inch 35.4			



**PIANO COTTURA GAS 2 FUOCHI CON GRIGLIE IN GHISA FREESTANDING SU VANO APERTO**

2 BURNERS GAS BOILING TOP WITH CAST IRON GRIDS FREESTANDING ON OPEN CABINET

	Code	Model	Tot. kW	kW	Lengh cm	Depth cm	Height cm	Kg	m³	€
	<b>313138</b>	PCGM8FG9/2	14,5	1x5,5+1x9	80	45	90	72.5	0.51	<b>1.772,00</b>
				Top power kW - Btu/h 14,5 - 47.770	Inch 31.5	Inch 17.7	Inch 35.4			



**PIANO COTTURA GAS 2 FUOCHI CON GRIGLIE IN GHISA FREESTANDING SU VANO APERTO**

2 BURNERS GAS BOILING TOP WITH CAST IRON GRIDS FREESTANDING ON OPEN CABINET

	Code	Model	Tot. kW	kW	Lengh cm	Depth cm	Height cm	Kg	m³	€
	<b>313139</b>	PCGM8FG9/3	18	2x9	80	45	90	72.5	0.51	<b>1.893,00</b>
				Top power kW - Btu/h 18 - 61.419	Inch 31.5	Inch 17.7	Inch 35.4			



**PIANO COTTURA GAS 3 FUOCHI CON GRIGLIE GHISA FREESTANDING SU VANO APERTO**

3 BURNERS GAS BOILING TOP WITH CAST IRON GRIDS FREESTANDING ON OPEN CABINET

	Code	Model	Tot. kW	kW	Lengh cm	Depth cm	Height cm	Kg	m³	€
	<b>313159</b>	PCGM12FG9/1	27	3X9	120	45	90	82.0	0.74	<b>2.524,00</b>
				Top power kW - Btu/h 27 - 92.128	Inch 47.2	Inch 17.7	Inch 35.4			

**PIANO COTTURA GAS 3 FUOCHI CON GRIGLIE IN GHISA FREESTANDING SU VANO APERTO**



3 BURNERS GAS BOILING TOP WITH CAST IRON GRIDS FREESTANDING ON OPEN CABINET

	Code	Model	Tot. kW	kW	Lengh cm	Depth cm	Height cm	Kg	m³	€
	<b>313160</b>	PCGM12FG9/2	20	2X5,5 + 1X9	120	45	90	814.0	0.76	<b>2.284,00</b>
				Top power kW - Btu/h 20 - 68.243	Inch 47.2	Inch 17.7	Inch 35.4			

**CUCINE GAS MOSAICO | MOSAICO GAS COOKERS**

**PIANO COTTURA GAS 3 FUOCHI CON GRIGLIE IN GHISA FREESTANDING SU VANO APERTO**

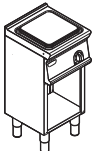

3 BURNERS GAS BOILING TOP WITH CAST IRON GRIDS FREESTANDING ON OPEN CABINET

	Code	Model	Tot. kW	kW	Length cm	Depth cm	Height cm	Kg	m³	€
	 <b>313161</b>	PCGM12FG9/3	23,5	1X5,5 + 2X9  Top power kW - Btu/h 23,5 - 78.479	120  Inch 47.2	45  Inch 17.7	90  Inch 35.4	81.4	0.76	<b>2.405,00</b>

**CUCINE ELETTRICHE MOSAICO | MOSAICO ELECTRIC COOKERS**



**PIANO COTTURA ELETTRICO 1 PIASTRA QUADRE ERMETICHE FREESTANDING SU VANO APERTO**

1 SQUARE HOT PLATE ELECTRIC BOILING TOP FREESTANDING ON OPEN CABINET

	Code	Model	Tot. kW	Hz	V	kW	Length cm	Depth cm	Height cm	Kg	m³	€
	 <b>316149</b>	PCM4FE9	4	50-60	230 1 ~	<b>Top power</b> kW - Btu/h 4 - 13.649	40 <i>Inch</i> 15.7	45 <i>Inch</i> 17.7	90 <i>Inch</i> 35.4	37.5	0.32	<b>1.678,00</b>



**PIANO COTTURA ELETTRICO 2 PIASTRE QUADRE ERMETICHE FREESTANDING SU VANO APERTO**

2 SQUARE ERMETIC HOT PLATES ELECTRIC BOILING TOP FREESTANDING ON OPEN CABINET

	Code	Model	Tot. kW	Hz	V	kW	Length cm	Depth cm	Height cm	Kg	m³	€
	 <b>316150</b>	PCM8FE9	8	50-60	400 2N ~	<b>Top power</b> kW - Btu/h 8 - 27.297	80 <i>Inch</i> 31.5	45 <i>Inch</i> 17.7	90 <i>Inch</i> 35.4	64.0	0.51	<b>2.322,00</b>

**CUCINE IN VETROCERAMICA MOSAICO | MOSAICO GLASS CERAMIC COOKERS**

**PIANO COTTURA ELETTRICO IN VETROCERAMICA 2 ZONE RISCALDANTI FREESTANDING SU VANO APERTO**  
2 HOT ZONES GLASS CERAMIC COOK TOP FREESTANDING ON OPEN CABINET

	Code	Model	Tot. kW	Hz	V	kW	Length cm	Depth cm	Height cm	Kg	m³	€
	 <b>316151</b>	PCCM8FE9	6,8	50-60	400 2N ~	Top power kW - Btu/h 6,8 - 20.473	80 <i>Inch</i> 31.5	45 <i>Inch</i> 17.7	90 <i>Inch</i> 35.4	71.5	0.51	<b>2.956,00</b>

**PIANI INDUZIONE MOSAICO | MOSAICO INDUCTION COOKERS**

**PIANO COTTURA INDUZIONE 2 ZONE FREESTANDING SU VANO APERTO**


2 HOT ZONES INDUCTION BOILING TOP FREESTANDING ON OPEN CABINET



Code	Model	Tot. kW	Hz	V	Lengh cm	Depth cm	Height cm	Kg	m³	€
		10	50-60	400 3 ~	80	45	90	71.5	0.51	
<b>316153</b>	PINM8FE9				<i>Inch</i> 31.5	<i>Inch</i> 17.7	<i>Inch</i> 35.4			<b>8.220,00</b>

**BAGNOMARIA MOSAICO** | MOSAICO BAIN-MARIE

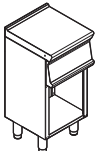
**BAGNOMARIA ELETTRICO GN1/1 FREESTANDING SU VANO APERTO**  
FREESTANDING GN1/1 ELECTRIC BAIN-MARIE ON OPEN CABINET

	Code	Model	Tot. kW	Hz	V	Length cm	Depth cm	Height cm	Kg	m³	€
	<b>316154</b>	BMM8FE9	1,3	50-60	230 1 ~	80 <i>Inch</i> 31.5	45 <i>Inch</i> 17.7	90 <i>Inch</i> 35.4	39.0	0.51	<b>1.905,00</b>




**PIANI MOSAICO | MOSAICO TOPS**

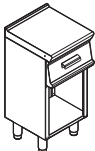
**PIANO NEUTRO FREESTANDING SU VANO APERTO**  
FREESTANDING WORK TOP ON OPEN CABINET

	Code	Model	Lengh cm	Depth cm	Height cm	Kg	m³	€
	<b>316155</b>	PNM4FL9	40	45	90	26.5	0.32	<b>787,00</b>
			<i>Inch</i> 15.7	<i>Inch</i> 17.7	<i>Inch</i> 35.4			


**PIANO NEUTRO FREESTANDING SU VANO APERTO**  
FREESTANDING WORK TOP ON OPEN CABINET

	Code	Model	Lengh cm	Depth cm	Height cm	Kg	m³	€
	<b>316156</b>	PNM8FL9	80	45	90	44.5	0.51	<b>1.263,00</b>
			<i>Inch</i> 31.5	<i>Inch</i> 17.7	<i>Inch</i> 35.4			

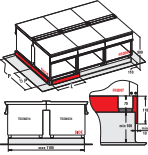
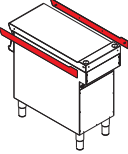
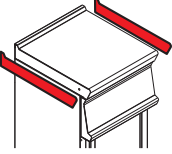
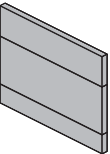
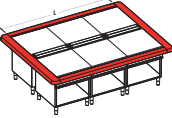
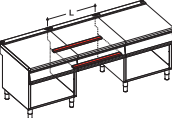
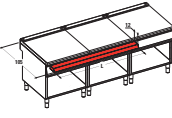
**PIANO NEUTRO CON CASSETTO FREESTANDING SU VANO APERTO**  
FREESTANDING WORK TOP WITH DRAWER ON OPEN CABINET

	Code	Model	Lengh cm	Depth cm	Height cm	Kg	m³	€
	<b>316157</b>	PNCM4FL9	40	45	90	30.5	0.32	<b>1.029,00</b>
			<i>Inch</i> 15.7	<i>Inch</i> 17.7	<i>Inch</i> 35.4			

**PIANO NEUTRO CON CASSETTO FREESTANDING SU VANO APERTO**  
FREESTANDING WORK TOP WITH DRAWER ON OPEN CABINET

	Code	Model	Lengh cm	Depth cm	Height cm	Kg	m³	€
	<b>316158</b>	PNCM8FL9	80	45	90	51.5	0.51	<b>1.468,00</b>
			<i>Inch</i> 31.5	<i>Inch</i> 17.7	<i>Inch</i> 35.4			

**ACCESSORI | ACCESSORIES**

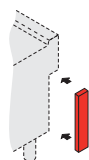
	<b>Code</b>	<b>Description</b>	<b>€</b>
	<b>399578</b>	<b>COMPLETAMENTO PER ISOLA SU ZOCCOLO (KIT-PIEDINI H=70 MM)</b> FEET KIT H=70MM/2,7INCH FOR SOCKET INSTALLATION	<b>106,00</b>
	<b>Code</b>	<b>Description</b>	<b>€</b>
	<b>399573</b>	<b>COPPIA ELEMENTI DI CHIUSURA PER BASI E TOP</b> CLOSING ELEMENTS (2 PCS) FOR BASES AND TOPS	<b>90,00</b>
	<b>Code</b>	<b>Description</b>	<b>€</b>
	<b>719007</b>	<b>COPPIA ELEMENTI DI CHIUSURA T74_L45</b> PAIR OF END ELEMENTS T74_L45	<b>74,00</b>
	<b>Code</b>	<b>Description</b>	<b>€</b>
	<b>319018</b>	<b>FIANCONE ISOLA MOSAICO 90</b> SIDE PANEL MOSAICO 90 ISLAND	<b>412,00</b>
	<b>319019</b>	<b>FIANCONE ISOLA T90+T90</b> SIDE PANEL T90+T90 ISLAND	<b>536,00</b>
	<b>319020</b>	<b>FIANCONE ISOLA T74+T790</b> SIDE PANEL T74+790 ISLAND	<b>474,00</b>
	<b>Code</b>	<b>Description</b>	<b>€</b>
	<b>399517</b>	<b>KIT PIANO PORZIONATORE AD ISOLA L=120CM</b> ISLAND PLATE SHELVES KIT L=120CM	<b>1.019,00</b>
	<b>399518</b>	<b>KIT PIANO PORZIONATORE AD ISOLA L=160CM</b> ISLAND PLATE SHELVES KIT L=160CM	<b>1.095,00</b>
	<b>399519</b>	<b>KIT PIANO PORZIONATORE AD ISOLA L=200CM</b> ISLAND PLATE SHELVES KIT L=200CM	<b>1.195,00</b>
	<b>399520</b>	<b>KIT PIANO PORZIONATORE AD ISOLA L=240CM</b> ISLAND PLATE SHELVES KIT L=240CM	<b>1.323,00</b>
	<b>399554</b>	<b>KIT PIANO PORZIONATORE AD ISOLA L=280CM</b> ISLAND PLATE SHELVES KIT L=280CM	<b>1.505,00</b>
	<b>Code</b>	<b>Description</b>	<b>€</b>
	<b>399525</b>	<b>KIT SUPPORTO PONTE L=40CM</b> BRIDGE SYSTEM SUPPORTS L=40CM	<b>131,00</b>
	<b>399526</b>	<b>KIT SUPPORTO PONTE L=80CM</b> BRIDGE SYSTEM SUPPORTS L=80CM	<b>165,00</b>
	<b>399527</b>	<b>KIT SUPPORTO PONTE L=120CM</b> BRIDGE SYSTEM SUPPORTS L=120CM	<b>220,00</b>
	<b>399528</b>	<b>KIT SUPPORTO PONTE L=160CM</b> BRIDGE SYSTEM SUPPORTS L=160CM	<b>336,00</b>
	<b>Code</b>	<b>Description</b>	<b>€</b>
	<b>399521</b>	<b>PIANO PORZIONATORE FRONTALE L=40CM</b> FRONT PLATE SHELF L=40CM	<b>215,00</b>
	<b>399522</b>	<b>PIANO PORZIONATORE FRONTALE L=80CM</b> FRONT PLATE SHELF L=80CM	<b>242,00</b>
	<b>399523</b>	<b>PIANO PORZIONATORE FRONTALE L=120CM</b> FRONT PLATES HELF L=120CM	<b>283,00</b>
	<b>399524</b>	<b>PIANO PORZIONATORE FRONTALE L=160CM</b> FRONT PLATE SHELF L=160CM	<b>336,00</b>

**ACCESSORI | ACCESSORIES**

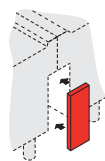


Code	Description	€
<b>319002</b>	<b>PORTINA DESTRA/SINISTRA</b> RIGHT/LEFT DOOR	<b>160,00</b>

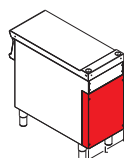
Code	Description	€
<b>PR_COLORE</b>	<b>SUPPLEMENTO COLORE PER PORTINE E FIANCONI, SU RICHIESTA</b> PRICE SUPPLEMENT FOR COLOUR ON DOORS AND SIDES, ON REQUEST	



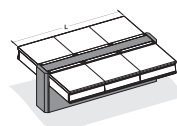
Code	Description	€
<b>399530</b>	<b>TAMPONAMENTO LATERALE PER VANO 1 MODULO</b> JOINT PANEL FOR CABINET 1 MODULE	<b>32,00</b>



Code	Description	€
<b>399531</b>	<b>TAMPONAMENTO LATERALE PER VANO 2 MODULI</b> JOINT PANEL FOR CABINET 2 MODULES	<b>47,00</b>

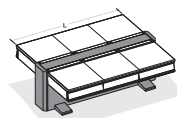


Code	Description	€
<b>319009</b>	<b>TAMPONAMENTO POSTERIORE PER VANO L=40CM</b> BACK SIDE PANEL FOR FREESTANDING MODULE L=40CM	<b>100,00</b>
<b>319010</b>	<b>TAMPONAMENTO POSTERIORE PER VANO L=80CM</b> BACK SIDE PANEL FOR FREESTANDING MODULE L=80CM	<b>140,00</b>
<b>319011</b>	<b>TAMPONAMENTO POSTERIORE PER VANO L=120CM</b> BACK SIDE PANEL FOR FREESTANDING MODULE L=120CM	<b>174,00</b>

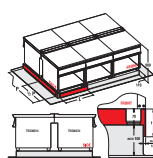


Code	Description	€
<b>399555</b>	<b>TRAVE PER SBALZO 200CM CON FISSAGGIO A TERRA</b> CANTILEVER SUPPORT 200CM WITH FLOOR FIXING	<b>6.264,00</b>
<b>399556</b>	<b>TRAVE PER SBALZO 240CM CON FISSAGGIO A TERRA</b> CANTILEVER SUPPORT 240CM WITH FLOOR FIXING	<b>7.023,00</b>
<b>399557</b>	<b>TRAVE PER SBALZO 280CM CON FISSAGGIO A TERRA</b> CANTILEVER SUPPORT 280CM WITH FLOOR FIXING	<b>7.851,00</b>
<b>399558</b>	<b>TRAVE PER SBALZO 320CM CON FISSAGGIO A TERRA</b> CANTILEVER SUPPORT 320CM WITH FLOOR FIXING	<b>8.677,00</b>
<b>399559</b>	<b>TRAVE PER SBALZO 360CM CON FISSAGGIO A TERRA</b> 360CM CANTILEVER SUPPORT WITH FLOOR FIXING	<b>9.228,00</b>
<b>399560</b>	<b>TRAVE PER SBALZO 400CM CON FISSAGGIO A TERRA</b> 400CM CANTILEVER SUPPORT WITH FLOOR FIXING	<b>10.066,00</b>
<b>399561</b>	<b>TRAVE PER SBALZO 440CM CON FISSAGGIO A TERRA</b> 440CM CANTILEVER SUPPORT WITH FLOOR FIXING	<b>10.683,00</b>

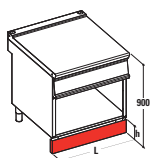
**ACCESSORI | ACCESSORIES**



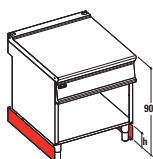
Code	Description	€
<b>399562</b>	<b>TRAVE PER SBALZO CON PIEDI 200CM</b> 200CM CANTILEVER SUPPORT WITH FEET	<b>7.363,00</b>
<b>399563</b>	<b>TRAVE PER SBALZO CON PIEDI 240CM</b> 240CM CANTILEVER SUPPORT WITH FEET	<b>8.122,00</b>
<b>399564</b>	<b>TRAVE PER SBALZO CON PIEDI 280CM</b> 280CM CANTILEVER SUPPORT WITH FEET	<b>8.950,00</b>
<b>399565</b>	<b>TRAVE PER SBALZO CON PIEDI 320CM</b> 320CM CANTILEVER SUPPORT WITH FEET	<b>9.776,00</b>
<b>399566</b>	<b>TRAVE PER SBALZO CON PIEDI 360CM</b> 360CM CANTILEVER SUPPORT WITH FEET	<b>10.327,00</b>
<b>399567</b>	<b>TRAVE PER SBALZO CON PIEDI 400CM</b> 400CM CANTILEVER SUPPORT WITH FEET	<b>11.165,00</b>
<b>399568</b>	<b>TRAVE PER SBALZO CON PIEDI 440CM</b> 440CM CANTILEVER SUPPORT WITH FEET	<b>11.782,00</b>



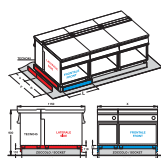
Code	Description	€
<b>319003</b>	<b>ZOCCOLATURA FRONTALE 40CM PER INSTALLAZIONE SU BASAMENTO</b> 40CM FRONTAL STRIPT FOR SOCKET INSTALLATION	<b>116,00</b>
<b>319004</b>	<b>ZOCCOLATURA FRONTALE 80CM PER INSTALLAZIONE SU BASAMENTO</b> 80CM FRONTAL STRIPT FOR SOCKET INSTALLATION	<b>128,00</b>
<b>319005</b>	<b>ZOCCOLATURA FRONTALE 120CM PER INSTALLAZIONE SU BASAMENTO</b> 120CM FRONTAL STRIPT FOR SOCKET INSTALLATION	<b>150,00</b>
<b>319006</b>	<b>ZOCCOLATURA FRONTALE 160CM PER INSTALLAZIONE SU BASAMENTO</b> 160CM FRONTAL STRIPT FOR SOCKET INSTALLATION	<b>181,00</b>



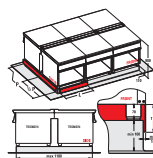
Code	Description	€
<b>399533</b>	<b>ZOCCOLATURA FRONTALE L=40CM - NON INSTALLABILE CON BASI FORNO ELETTRICHE</b> FRONTAL PLINTH L=40CM - NOT SUITABLE FOR ELECTRIC OVEN BASE	<b>116,00</b>
<b>399534</b>	<b>ZOCCOLATURA FRONTALE L=80CM - NON INSTALLABILE CON BASI FORNO ELETTRICHE</b> FRONTAL PLINTH L=80CM - NOT SUITABLE FOR ELECTRIC OVEN BASE	<b>128,00</b>
<b>399535</b>	<b>ZOCCOLATURA FRONTALE L=120CM - NON INSTALLABILE CON BASI FORNO ELETTRICHE</b> FRONTAL PLINTH L=120CM - NOT SUITABLE FOR ELECTRIC OVEN BASE	<b>150,00</b>
<b>399536</b>	<b>ZOCCOLATURA FRONTALE L=160CM - NON INSTALLABILE CON BASI FORNO ELETTRICHE</b> FRONTAL PLINTH L=160CM - NOT SUITABLE FOR ELECTRIC OVEN BASE	<b>181,00</b>
<b>399579</b>	<b>ZOCCOLATURA FRONTALE L=200CM - NON INSTALLABILE CON BASI FORNO ELETTRICHE</b> FRONTAL PLINTH L=200CM - NOT SUITABLE FOR ELECTRIC OVEN BASE	<b>212,00</b>



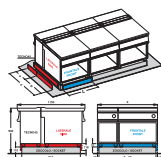
Code	Description	€
<b>399537</b>	<b>ZOCCOLATURA LATERALE (1 COPPIA)</b> SIDE PLINTH (1 PAIR)	<b>208,00</b>



Code	Description	€
<b>719010</b>	<b>ZOCCOLATURA LATERALE (2 PZ) MODULO MOSAICO (45 CM) PER INSTALLAZIONE SU BASAMENTO RIFA</b> SIDE CLOSURE MOSAICO MODULE (2PCS) SOCKET INSTALLATION	<b>181,00</b>



Code	Description	€
<b>319008</b>	<b>ZOCCOLATURA LATERALE (2 PZ) MODULO MOSAICO (45 CM) T74 PER INSTALLAZIONE SU BASAMENTO RIFP</b> SIDE STRIPT FOR SOCKET INSTALLATION	<b>259,00</b>

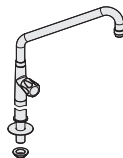
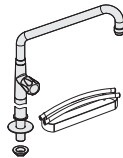
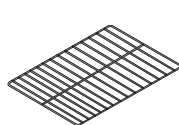
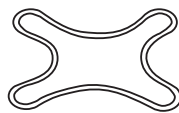


Code	Description	€
<b>319014</b>	<b>ZOCCOLATURA LATERALE (2 PZ) MODULO MOSAICO (45 CM) T74 PER INSTALLAZIONE SU BASAMENTO RIFP</b> SIDE STRIPT FOR SOCKET INSTALLATION	<b>232,00</b>

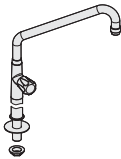
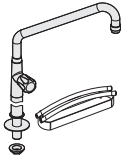
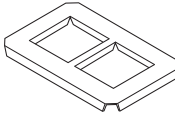
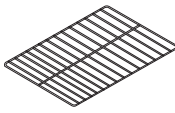
**ACCESSORI | ACCESSORIES**

	<b>Code</b> <b>719013</b>	<b>Description</b> <b>ZOCCOLATURA LATERALE PER ISOLA (1 COPPIA)</b> SIDE PLINTH FOR ISLAND (1 PAIR)	<b>€</b> <b>232,00</b>
	<b>Code</b> <b>319007</b>	<b>Description</b> <b>ZOCCOLATURA LATERALE T74(1 MODULO) PER INSTALLAZIONE SU BASAMENTO RIF.B</b> HALF DEPTH SIDE STRIPT FOR SOCKET INSTALLATION	<b>€</b> <b>208,00</b>
	<b>Code</b> <b>399547</b>	<b>Description</b> <b>ZOCCOLATURA LATI ISOLA (2X90CM) - NON INSTALLABILI CON BASI FORNO ELETTRICHE</b> SIDE PLINTH FOR ISLAND (2X90CM) - NOT SUITABLE FOR ELECTRIC OVEN BASES	<b>€</b> <b>259,00</b>
	<b>Code</b> <b>719008</b>	<b>Description</b> <b>ZOCCOLO LATERALE (2PZ) MODULO MOSAICO</b> SIDE SOCKET (2PCS) MOSAICO MODULE	<b>€</b> <b>181,00</b>

**ACCESSORI CUCINE A GAS | GAS COOKERS ACCESSORIES**

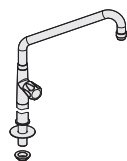
	<b>Code</b>	<b>Description</b>	<b>€</b>
	<b>399516</b>	<b>COLONNINA ACQUA ORIENTABILE</b> WATER TAP WITH SWIVEL ARM	<b>364,00</b>
	<b>Code</b>	<b>Description</b>	<b>€</b>
	<b>399569</b>	<b>COLONNINA ACQUA ORIENTABILE PER CUCINE CON CAMINO</b> WATER TAP WITH SWIVEL ARM FOR RANGES WITH CHIMNEY	<b>452,00</b>
	<b>Code</b>	<b>Description</b>	<b>€</b>
	<b>220590</b>	<b>GRIGLIA EXTRA FORNO GN2/1 (53X63CM)</b> EXTRA GRID FOR GN2/1 OVEN (53X63CM)	<b>33,00</b>
	<b>220595</b>	<b>GRIGLIA FORNO EXTRA FULLSIZE (88X62CM)</b> EXTRA GRID FOR FULLSIZE OVEN (88X62CM)	<b>66,00</b>
	<b>619004</b>	<b>GRIGLIA EXTRA FORNO GN1/1 (53X47CM)</b> EXTRA GRID FOR GN1/1 OVEN (53X47CM)	<b>33,00</b>
	<b>Code</b>	<b>Description</b>	<b>€</b>
	<b>399538</b>	<b>RIDUTTORE POSAPENTOLE</b> PAN SUPPORT GRID	<b>18,00</b>

**ACCESSORI ELECTRIC COOKERS | CUCINE ELETTRICHE ACCESSORIES**

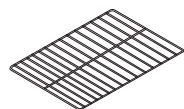
	<b>Code</b>	<b>Description</b>	<b>€</b>
	<b>399516</b>	<b>COLONNINA ACQUA ORIENTABILE</b> WATER TAP WITH SWIVEL ARM	<b>364,00</b>
	<b>Code</b>	<b>Description</b>	<b>€</b>
	<b>399569</b>	<b>COLONNINA ACQUA ORIENTABILE PER CUCINE CON CAMINO</b> WATER TAP WITH SWIVEL ARM FOR RANGES WITH CHIMNEY	<b>452,00</b>
	<b>Code</b>	<b>Description</b>	<b>€</b>
	<b>399532</b>	<b>CORNICE PIANO PER 2 PIASTRE</b> TOP FRAME FOR 2 HOT PLATES	<b>107,00</b>
	<b>Code</b>	<b>Description</b>	<b>€</b>
	<b>220590</b>	<b>GRIGLIA EXTRA FORNO GN2/1 (53X63CM)</b> EXTRA GRID FOR GN2/1 OVEN (53X63CM)	<b>33,00</b>
	<b>619004</b>	<b>GRIGLIA EXTRA FORNO GN1/1 (53X47CM)</b> EXTRA GRID FOR GN1/1 OVEN (53X47CM)	<b>33,00</b>



**ACCESSORI CUCINE IN VETROCERAMICA** | GLASS CERAMIC COOKERS ACCESSORIES

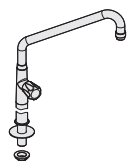


Code	Description	€
<b>399516</b>	<b>COLONNINA ACQUA ORIENTABILE</b> WATER TAP WITH SWIVEL ARM	<b>364,00</b>

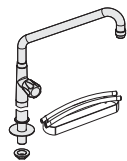


Code	Description	€
<b>220590</b>	<b>GRIGLIA EXTRA FORNO GN2/1 (53X63CM)</b> EXTRA GRID FOR GN2/1 OVEN (53X63CM)	<b>33,00</b>
<b>619004</b>	<b>GRIGLIA EXTRA FORNO GN1/1 (53X47CM)</b> EXTRA GRID FOR GN1/1 OVEN (53X47CM)	<b>33,00</b>

**ACCESSORI PIANI A INDUZIONE** | INDUCTION COOKERS ACCESSORIES



Code	Description	€
<b>399516</b>	<b>COLONNINA ACQUA ORIENTABILE</b> WATER TAP WITH SWIVEL ARM	<b>364,00</b>



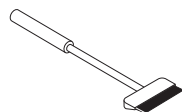
Code	Description	€
<b>399569</b>	<b>COLONNINA ACQUA ORIENTABILE PER CUCINE CON CAMINO</b> WATER TAP WITH SWIVEL ARM FOR RANGES WITH CHIMNEY	<b>452,00</b>

**ACCESSORI FRY TOP | GRIDDLES ACCESSORIES**



Code	Description
<b>120597</b>	<b>RASCHIETTO - KIT LAMA RICAMBIO (10PZ)</b> SCRAPER BLADES (10PCS)

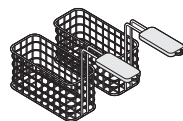
€  
**24,00**



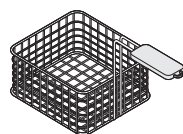
Code	Description
<b>120595</b>	<b>RASCHIETTO PER PULIZIA FRY TOP</b> SCRAPER FOR THE GRIDDLE CLEANING

€  
**36,00**

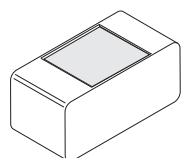
**ACCESSORI FRIGGITRICI | FRYERS ACCESSORIES**



Code	Description	€
<b>399540</b>	<b>CESTELLO EXTRA (2 PZ) PER FRIGGITRICE GAS 13LT FONDO A V - DIM. CM (10X30X12H)</b> BASKET EXTRA 2 PCS FOR 13LT V-SHAPED TANK GAS FRYERS - DIM. CM (10X30X12H)	<b>124,00</b>
<b>399542</b>	<b>CESTELLO EXTRA (2 PZ) PER FRIGGITRICE 13 LT - DIM. CM (11.5X31.5X12H)</b> BASKET EXTRA (2 PCS) FOR 13LT FRYERS - DIM. CM (11.5X31.5X12H)	<b>124,00</b>
<b>399544</b>	<b>CESTELLO EXTRA (2 PZ) PER FRIGGITRICE 17LT - DIM. CM (14.5X31.5X12H)</b> BASKET EXTRA (2 PCS) FOR 17 - DIM. CM (14.5X31.5X12H)	<b>140,00</b>
<b>399571</b>	<b>CESTELLO EXTRA (2 PZ) PER FRIGGITRICE 21LT - DIM. CM (14.5X41X12H)</b> BASKET EXTRA (2 PCS) FOR 21LT - DIM. CM (14.5X41X12H)	<b>140,00</b>




Code	Description	€
<b>120575</b>	<b>CESTELLO EXTRA PER FRIGGITRICI 8LT</b> EXTRA BASKET FOR 8LT FRYERS	<b>39,00</b>
<b>399539</b>	<b>CESTELLO EXTRA PER FRIGGITRICE GAS 13LT FONDO A V - DIM. CM (21.5X31.5X12H)</b> EXTRA BASKET FOR 13LT V-SHAPED TANK GASFRYERS - DIM. CM (21.5X31.5X12H)	<b>78,00</b>
<b>399541</b>	<b>CESTELLO EXTRA PER FRIGGITRICI 13LT - DIM. CM (23X31.5X12H)</b> BASKET EXTRA FOR 13LT FRYERS - DIM. CM (23X31.5X12H)	<b>78,00</b>
<b>399543</b>	<b>CESTELLO EXTRA PER FRIGGITRICI 17LT - DIM. CM (30X31.5X12H)</b> BASKET EXTRA FOR 17LT FRYERS - DIM. CM (30X31.5X12H)	<b>83,00</b>
<b>399570</b>	<b>CESTELLO EXTRA PER FRIGGITRICI 21LT - DIM. CM (30X41X12H)</b> BASKET EXTRA FOR 21LT FRYERS - DIM. CM (30X41X12H)	<b>83,00</b>



Code	Description	€
<b>399546</b>	<b>VASCA RACCOGLI OLIO SUPPLEMENTARE PER FRIGGITRICI 21LT</b> EXTRA OIL-DRAINING TANK FOR 21LT FRYERS	<b>194,00</b>
<b>399574</b>	<b>VASCA RACCOGLI OLIO EXTRA PER FRIGGITRICI LT21 FONDO A V</b> EXTRA OIL DRAINING TANK FOR 21LT FRYERS V-SHAPED	<b>194,00</b>
<b>799507</b>	<b>VASCA RACCOGLI OLIO EXTRA PER FRIGGITRICI 8+8LT, 13LT, 17LT</b> EXTRA OIL DRAINING TANK FOR 8+8LT, 13LT, 17LT FRYERS	<b>194,00</b>

**ACCESSORI GRIGLIE | GRILLS ACCESSORIES**

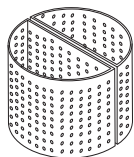


Code	Description	€
<b>399509</b>	<b>GRIGLIA PESCE PER GR4FG9 - DIM. CM (37.5X58.5)</b> GRID FOR FISH FOR GR4FG9- DIM. CM (37.5X58.5)	<b>304,00</b>
<b>399510</b>	<b>GRIGLIA PESCE PER GR8FG9 (1/2 MODULO) - DIM. CM (38.5X58.5)</b> GRID FOR FISH FOR GR8FG9 (HALF MODULE) - DIM. CM (38.5X58.5)	<b>292,00</b>

**ACCESSORI CUOCIPASTA | PASTA COOKERS ACCESSORIES**

	<b>Code</b> <b>399508</b>	<b>Description</b> <b>CESTELLO 1 X GN1/3 + 1 X GN2/3 PER CUOCIPASTA - DIM. CM (29X16X20H)   (29X29X20H)</b> BASKET 1 X GN1/3 + 1 X GN2/3 FOR PASTACOOKER - DIM. CM (29X16X20H)   (29X29X20H)	<b>€</b> <b>294,00</b>
	<b>Code</b> <b>399505</b>	<b>Description</b> <b>CESTELLO 1 X GN1/3 + 2 X GN2/6 PER CUOCIPASTA - DIM. CM (29X16X20H)</b> BASKET 1 X GN1/3 + 2 X GN2/6 FOR PASTACOOKER - DIM. CM (29X16X20H)	<b>€</b> <b>379,00</b>
	<b>Code</b> <b>399507</b>	<b>Description</b> <b>CESTELLO 1 X GN1/3 + 4 X GN1/6 PER CUOCIPASTA - DIM. CM (29X16X20H)   (14X14X20H)</b> BASKET 1 X GN1/3 + 4 X GN1/6 FOR PASTA COOKER - DIM. CM (29X16X20H)   (14X14X20H)	<b>€</b> <b>450,00</b>
	<b>Code</b> <b>399506</b>	<b>Description</b> <b>CESTELLO 2 X GN1/3 + 2 X GN1/6 PER CUOCIPASTA - DIM. CM (29X16X20H)   (14X14X20H)</b> BASKET 2 X GN1/3 + 2 X GN1/6 FOR PASTA COOKER - DIM. CM (29X16X20H)   (14X14X20H)	<b>€</b> <b>411,00</b>
	<b>Code</b> <b>399553</b>	<b>Description</b> <b>CESTELLO 2X GN1/2 PER CUOCIPASTA - DIM. CM (29X24X20H)</b> BASKET 2 X GN1/2 FOR PASTA COOKER - DIM. CM (29X24X20H)	<b>€</b> <b>313,00</b>
	<b>Code</b> <b>399504</b>	<b>Description</b> <b>CESTELLO 3 PZ X GN1/3 PER CUOCIPASTA - DIM. CM (29X16X20H)</b> BASKET 3 PCS X GN1/3 FOR PASTA COOKER - DIM. CM (29X16X20H)	<b>€</b> <b>379,00</b>
	<b>Code</b> <b>399548</b>	<b>Description</b> <b>CESTELLO 6 X GN1/6 PER CUOCIPASTA - DIM. CM (14X14X20H)</b> BASKET 6 X GN1/6 FOR PASTA COOKER - DIM. CM (14X14X20H)	<b>€</b> <b>486,00</b>
	<b>Code</b> <b>399572</b>	<b>Description</b> <b>CESTELLO GN1/1 PER CUOCIPASTA - DIM. CM (49X29X20H)</b> GN1/1 BASKET FOR PASTA COOKER - DIM. CM (49X29X20H)	<b>€</b> <b>290,00</b>
	<b>Code</b> <b>120650</b>	<b>Description</b> <b>COPERCHIO GN1/1</b> GN1/1 LID	<b>€</b> <b>42,00</b>

**ACCESSORI PENTOLE | BOILING PANS ACCESSORIES**



Code	Description	€
<b>399511</b>	<b>CESTO DOPPIO PASTA PER PENTOLA 100LT - DIAMETRO FORI 3MM - 0.12 INCH</b> DOUBLE BASKET FOR PASTA FOR BOILING PAN 100 LT - HOLES DIAMETER 3MM - 0.12 INCH	<b>819,00</b>
<b>399512</b>	<b>CESTO DOPPIO VERDURE 100LT - DIAMETRO FORI 5MM - 0,20 INCH</b> DOUBLE BASKET FOR VEGETABLES FOR 100LT BOILING PAN - HOLES DIAMETER 5MM - 0.20 INCH	<b>819,00</b>
<b>399513</b>	<b>CESTO DOPPIO PASTA PER PENTOLA 150LT - DIAMETRO FORI 3MM - 0.12 INCH</b> DOUBLE BASKET FOR PASTA FOR BOILING PAN 150LT - HOLES DIAMETER 3MM - 0.12 INCH	<b>1.000,00</b>
<b>399514</b>	<b>CESTO DOPPIO VERDURE 150LT - DIAMETRO FORI 5MM - 0,20 INCH</b> DOUBLE BASKET FOR VEGETABLES FOR BOILING PAN 150LT - HOLES DIAMETER 5MM - 0.20 INCH	<b>1.000,00</b>



**ACCESSORI PIANI E BASI | TOPS AND BASES ACCESSORIES**

	<b>Code</b> <b>319001</b>	<b>Description</b> <b>COPPIA CASSETTI GN1/1 NON POSIZIONABILI SU ELEMENTI RISCALDANTI - ALTEZZA 12CM</b> PAIR OF GN1/1 DRAWERS NOT TO PLACE ON HEATING ELEMENTS - HEIGHT CM12	<b>€</b> <b>497,00</b>
	<b>Code</b> <b>116055</b>	<b>Description</b> <b>ELEMENTO RISCALDANTE PER VANO 230/1 V-50/60 HZ - 1.3 KW - DIM. CM (32X54X9.5H)</b> BASE HEATER FOR CABINET 230/1 V-50/60 HZ - 1.3 KW - DIM. CM (32X54X9.5H)	<b>€</b> <b>246,00</b>
	<b>Code</b> <b>399502</b>	<b>Description</b> <b>KIT GUIDE GRIGLIE GN1/1 SOLO PER VANI NEUTRI</b> KIT GN1/1 GRID RUNNERS FOR CABINET ONLY FOR NEUTRAL ELEMENTS	<b>€</b> <b>109,00</b>
	<b>Code</b> <b>399529</b>	<b>Description</b> <b>KIT RUOTE (2 CON FRENI)</b> CASTORS KIT (2 WITH BRAKES)	<b>€</b> <b>249,00</b>

**ACCESSORI BAGNOMARIA MOSAICO** | MOSAICO BAIN-MARIE ACCESSORIES

	<b>Code</b> <b>120650</b>	<b>Description</b> <b>COPERCHIO GN1/1</b> GN1/1 LID	<b>€</b> <b>42,00</b>
	<b>Code</b> <b>120580</b>	<b>Description</b> <b>FALSOFONDO GN1/1 PER BAGNOMARIA</b> GN1/1 FALSE BOTTOM FOR BAIN-MARIE	<b>€</b> <b>33,00</b>

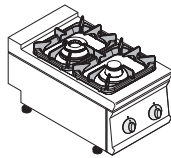

# Tecno 74



## CUCINE A GAS | GAS COOKERS

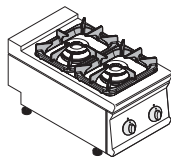

### PIANO COTTURA GAS 2 FUOCHI CON GRIGLIA IN GHISA TOP

2 BURNERS GAS BOILING TOP WITH CAST IRON GRIDS TOP

		<b>Code</b>  <b>713001</b>	<b>Model</b>  PCG4G7	<b>Tot. kW</b> 10,5	<b>kW</b> 1x3,3 + 1x7,2	<b>Length</b> cm 40	<b>Depth</b> cm 70	<b>Height</b> cm 28	<b>Kg</b> 30.0	<b>m³</b> 0.20	<b>€</b>  <b>1.127,00</b>
					<b>Top power</b> kW - Btu/h 10,5 - 34.121	<i>Inch</i> 15.7	<i>Inch</i> 27.6	<i>Inch</i> 11.0			

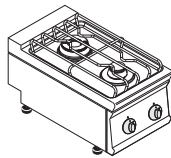

### PIANO COTTURA GAS 2 FUOCHI "SUPER" CON GRIGLIA IN GHISA TOP

2 BURNERS GAS "SUPER" BOILING TOP WITH CAST IRON GRIDS TOP

		<b>Code</b>  <b>713002</b>	<b>Model</b>  PCG4SG7	<b>Tot. kW</b> 14,4	<b>kW</b> 2x7,2	<b>Length</b> cm 40	<b>Depth</b> cm 70	<b>Height</b> cm 28	<b>Kg</b> 35.0	<b>m³</b> 0.20	<b>€</b>  <b>1.150,00</b>
					<b>Top power</b> kW - Btu/h 14,4 - 47.770	<i>Inch</i> 15.7	<i>Inch</i> 27.6	<i>Inch</i> 11.0			

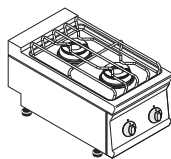

### PIANO COTTURA GAS 2 FUOCHI TOP

2 BURNERS GAS BOILING TOP

		<b>Code</b>  <b>713008</b>	<b>Model</b>  PC4G7	<b>Tot. kW</b> 10,5	<b>kW</b> 1x3,3 + 1x7,2	<b>Length</b> cm 40	<b>Depth</b> cm 70	<b>Height</b> cm 28	<b>Kg</b> 30.0	<b>m³</b> 0.20	<b>€</b>  <b>1.070,00</b>
					<b>Top power</b> kW - Btu/h 10,5 - 34.121	<i>Inch</i> 15.7	<i>Inch</i> 27.6	<i>Inch</i> 11.0			

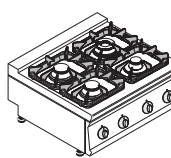

### PIANO COTTURA GAS 2 FUOCHI "SUPER" TOP

2 BURNERS GAS "SUPER" BOILING TOP

		<b>Code</b>  <b>713009</b>	<b>Model</b>  PC4SG7	<b>Tot. kW</b> 14,4	<b>kW</b> 2x7,2	<b>Length</b> cm 40	<b>Depth</b> cm 70	<b>Height</b> cm 28	<b>Kg</b> 30.0	<b>m³</b> 0.20	<b>€</b>  <b>1.094,00</b>
					<b>Top power</b> kW - Btu/h 14,4 - 47.770	<i>Inch</i> 15.7	<i>Inch</i> 27.6	<i>Inch</i> 11.0			

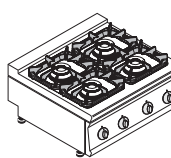

### PIANO COTTURA GAS 4 FUOCHI CON GRIGLIE IN GHISA TOP

4 BURNERS GAS BOILING TOP WITH CAST IRON GRIDS TOP

		<b>Code</b>  <b>713003</b>	<b>Model</b>  PCG8G7	<b>Tot. kW</b> 19,5	<b>kW</b> 1x3,3+2x4,5+1x7,2	<b>Length</b> cm 80	<b>Depth</b> cm 70	<b>Height</b> cm 28	<b>Kg</b> 53.0	<b>m³</b> 0.38	<b>€</b>  <b>1.750,00</b>
					<b>Top power</b> kW - Btu/h 19,5 - 64.831	<i>Inch</i> 31.5	<i>Inch</i> 27.6	<i>Inch</i> 11.0			

### PIANO COTTURA GAS 4 FUOCHI "SUPER" CON GRIGLIE IN GHISA TOP

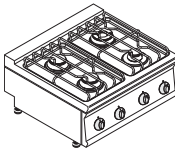

4 BURNERS "SUPER" GAS BOILING TOP WITH CAST IRON GRIDS TOP

		<b>Code</b>  <b>713004</b>	<b>Model</b>  PCG8SG7	<b>Tot. kW</b> 28,8	<b>kW</b> 4x7,2	<b>Length</b> cm 80	<b>Depth</b> cm 70	<b>Height</b> cm 28	<b>Kg</b> 64.0	<b>m³</b> 0.38	<b>€</b>  <b>1.823,00</b>
					<b>Top power</b> kW - Btu/h 28,8 - 95.540	<i>Inch</i> 31.5	<i>Inch</i> 27.6	<i>Inch</i> 11.0			

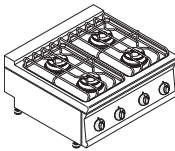



## CUCINE A GAS | GAS COOKERS

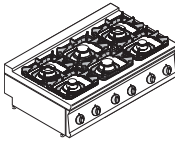

### PIANO COTTURA GAS 4 FUOCHI TOP 4 BURNERS GAS BOILING TOP

	Code	Model	Tot. kW	kW	Lengh cm	Depth cm	Height cm	Kg	m³	€
	<b>713010</b>	PC8G7	19,5	1x3,3+2x4,5+1x7,2	80	70	28	53.0	0.38	<b>1.636,00</b>
				Top power kW - Btu/h 19,5 - 64.831	Inch 31.5	Inch 27.6	Inch 11.0			

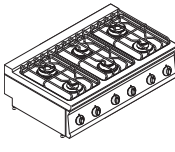

### PIANO COTTURA GAS 4 FUOCHI "SUPER" TOP 4 BURNERS GAS "SUPER" BOILING TOP

	Code	Model	Tot. kW	kW	Lengh cm	Depth cm	Height cm	Kg	m³	€
	<b>713011</b>	PC8SG7	28,8	4x7,2	80	70	28	64.0	0.38	<b>1.708,00</b>
				Top power kW - Btu/h 28,8 - 95.540	Inch 31.5	Inch 27.6	Inch 11.0			

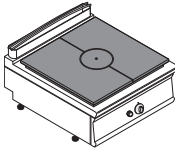

### PIANO COTTURA GAS 6 FUOCHI CON GRIGLIE IN GHISA TOP 6 BURNERS GAS BOILING TOP WITH CAST IRON GRIDS TOP

	Code	Model	Tot. kW	kW	Lengh cm	Depth cm	Height cm	Kg	m³	€
	<b>713005</b>	PCG12G7	30	2x7,2+2x3,3+2x4,5	120	70	28	90.0	0.55	<b>2.395,00</b>
				Top power kW - Btu/h 30 - 102.364	Inch 47.2	Inch 27.6	Inch 11.0			

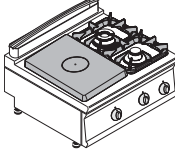

### PIANO COTTURA GAS 6 FUOCHI TOP 6 BURNERS GAS BOILING TOP

	Code	Model	Tot. kW	kW	Lengh cm	Depth cm	Height cm	Kg	m³	€
	<b>713012</b>	PC12G7	30	2x7,2+2x3,3+2x4,5	120	70	28	74.0	0.55	<b>2.226,00</b>
				Top power kW - Btu/h 30 - 102.364	Inch 47.2	Inch 27.6	Inch 11.0			

### PIANO COTTURA TUTTAPIASTRA A GAS TOP GAS SOLID TOP

	Code	Model	Tot. kW	kW	Lengh cm	Depth cm	Height cm	Kg	m³	€
	<b>713015</b>	PPC8G7	9	Top power kW - Btu/h 9 - 30.709	80	70	28	86.0	0.38	<b>2.066,00</b>
					Inch 31.5	Inch 27.6	Inch 11.0			

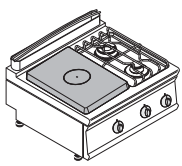
### PIANO COTTURA GAS 2 FUOCHI CON GRIGLIA IN GHISA E PIASTRA RISCALDANTE TOP 2 BURNERS GAS BOILING TOP WITH HOTPLATE AND CAST IRON GRIDS TOP

	Code	Model	Tot. kW	kW	Lengh cm	Depth cm	Height cm	Kg	m³	€
	<b>713006</b>	PCPG8G7	15	1x3,3+1x7,2	80	70	28	86.0	0.38	<b>2.211,00</b>
				Top power kW - Btu/h 15 - 51.182	Inch 31.5	Inch 27.6	Inch 11.0			

## CUCINE A GAS | GAS COOKERS

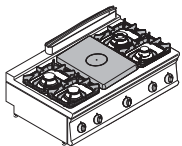
### PIANO COTTURA GAS 2 FUOCHI CON PIASTRA RISCALDANTE TOP

2 BURNERS GAS BOILING TOP WITH HOTPLATE TOP

	Code	Model	Tot. kW	kW	Lengh cm	Depth cm	Height cm	Kg	m³	€
	<b>713013</b>	PCP8G7	15	1x3,3 + 1x7,2  Top power kW - Btu/h 15 - 51.182	80  Inch 31.5	70  Inch 27.6	28  Inch 11.0	79.0	0.38	<b>2.154,00</b>

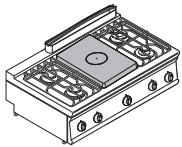
### PIANO COTTURA GAS 4 FUOCHI CON GRIGLIE IN GHISA E PIASTRA RISCALDANTE TOP

4 BURNERS BOILING TOP WITH HOTPLATE AND CAST IRON GRIDS TOP

	Code	Model	Tot. kW	kW	Lengh cm	Depth cm	Height cm	Kg	m³	€
	<b>713007</b>	PCPG12G7	24	1x7,2+1x3,3+2x4,5  Top power kW - Btu/h 24 - 81.891	120  Inch 47.2	70  Inch 27.6	28  Inch 11.0	93.0	0.55	<b>2.884,00</b>


### PIANO COTTURA GAS 4 FUOCHI CON PIASTRA RISCALDANTE TOP

4 BURNERS BOILING TOP WITH SOLID TOP

	Code	Model	Tot. kW	kW	Lengh cm	Depth cm	Height cm	Kg	m³	€
	<b>713014</b>	PCP12G7	24	1x7,2+1x3,3+2x4,5  Top power kW - Btu/h 24 - 81.891	120  Inch 47.2	70  Inch 27.6	28  Inch 11.0	100.5	0.55	<b>2.770,00</b>

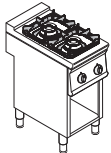
### PIANO COTTURA GAS 2 FUOCHI FREESTANDING SU VANO APERTO CON GRIGLIA IN GHISA

2 BURNERS GAS BOILING TOP WITH CAST IRON GRIDS FREESTANDING ON OPEN CABINET

	Code	Model	Tot. kW	kW	Lengh cm	Depth cm	Height cm	Kg	m³	€
	<b>713016</b>	PCG4FG7	10,5	1x3,3 + 1x7,2  Top power kW - Btu/h 10,5 - 34.121	40  Inch 15.7	70  Inch 27.6	90  Inch 35.4	48.0	0.43	<b>1.438,00</b>

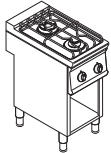
### PIANO COTTURA GAS 2 FUOCHI SUPER FREESTANDING SU VANO APERTO CON GRIGLIE IN GHISA

2 BURNERS GAS BOILING TOP SUPER WITH CAST IRON GRIDS FREESTANDING ON OPEN CABINET

	Code	Model	Tot. kW	kW	Lengh cm	Depth cm	Height cm	Kg	m³	€
	<b>713017</b>	PCG4FSG7	14,4	2x7,2  Top power kW - Btu/h 14,4 - 47.770	40  Inch 15.7	70  Inch 27.6	90  Inch 35.4	51.0	0.43	<b>1.463,00</b>

### PIANO COTTURA GAS 2 FUOCHI FREESTANDING SU VANO APERTO



2 BURNERS GAS BOILING TOP WITH HOTPLATE FREESTANDING ON OPEN CABINET

	Code	Model	Tot. kW	kW	Lengh cm	Depth cm	Height cm	Kg	m³	€
	<b>713023</b>	PC4FG7	10,5	1x3,3 + 1x7,2  Top power kW - Btu/h 10,5 - 34.121	40  Inch 15.7	70  Inch 27.6	90  Inch 35.4	46.0	0.43	<b>1.382,00</b>

**CUCINE A GAS | GAS COOKERS**



**PIANO COTTURA GAS 2 FUOCHI SUPER FREESTANDING SU VANO APERTO**

2 BURNERS GAS BOILING TOP SUPER FREESTANDING ON OPEN CABINET

		Code	Model	Tot. kW	kW	Lengh cm	Depth cm	Height cm	Kg	m³	€
		<b>713024</b>	PC4FSG7	14,4	2x7,2	40	70	90	46.0	0.43	<b>1.404,00</b>
				<b>Top power</b> kW - Btu/h 14,4 - 47.770	<i>Inch</i> 15.7	<i>Inch</i> 27.6	<i>Inch</i> 35.4				



**PIANO COTTURA GAS 4 FUOCHI CON GRIGLIE IN GHISA FREESTANDING SU VANO APERTO**

4 BURNERS GAS BOILING TOP WITH CAST IRON GRIDS FREESTANDING ON OPEN CABINET

		Code	Model	Tot. kW	kW	Lengh cm	Depth cm	Height cm	Kg	m³	€
		713018	PCG8FG7	19,5	1x3,3+2x4,5+1x7,2	80	70	90	83.0	0.79	<div>48H</div> 2.153,00
				Top power kW - Btu/h 19,5 - 64.831	Inch 31.5	Inch 27.6	Inch 35.4				



**PIANO COTTURA GAS 4 FUOCHI SUPER CON GRIGLIE IN GHISA FREESTANDING SU VANO APERTO**

4 BURNERS SUPER GAS BOILING TOP WITH CAST IRON GRIDS FREESTANDING ON OPEN CABINET

		Code	Model	Tot. kW	kW	Lengh cm	Depth cm	Height cm	Kg	m³	€
		713019	PCG8FSG7	28,8	4x7,2	80	70	90	83.6	0.79	<div>48H</div> 2.223,00
				Top power kW - Btu/h 28,8 - 95.540	Inch 31.5	Inch 27.6	Inch 35.4				



**PIANO COTTURA GAS 4 FUOCHI FREESTANDING SU VANO APERTO**

4 BURNERS GAS BOILING TOP FREESTANDING ON OPEN CABINET

		<b>Code</b>	<b>Model</b>	<b>Tot. kW</b>	<b>kW</b>	<b>Lengh cm</b>	<b>Depth cm</b>	<b>Height cm</b>	<b>Kg</b>	<b>m³</b>	<b>€</b>
		<b>713025</b>	PC8FG7	19,5	1x3,3+2x4,5+1x7,2	80	70	90	71.0	0.79	
					<b>Top power</b> kW - Btu/h 19,5 - 64.831	<i>Inch</i> 31.5	<i>Inch</i> 27.6	<i>Inch</i> 35.4			<b>2.039,00</b>



**PIANO COTTURA GAS 4 FUOCHI SUPER FREESTANDING SU VANO APERTO**

4 BURNERS GAS SUPER BOILING TOP FREESTANDING ON OPEN CABINET

		Code	Model	Tot. kW	kW	Lengh cm	Depth cm	Height cm	Kg	m³	€
		<b>713026</b>	PC8FSG7	28,8	4x7,2	80	70	90	75.0	0.79	<b>2.110,00</b>
				<b>Top power</b> kW - Btu/h 28,8 - 95.540	<i>Inch</i> 31.5	<i>Inch</i> 27.6	<i>Inch</i> 35.4				

**PIANO COTTURA GAS 6 FUOCHI CON GRIGLIE IN GHISA SU VANO APERTO**



6 BURNERS GAS BOILING TOP WITH CAST IRON GRIDS FREESTANDING ON OPEN CABINET

		Code	Model	Tot. kW	kW	Lengh cm	Depth cm	Height cm	Kg	m³	€
		713020	PCG12FG7	30	2x7,2+2x3,3+2x4,5	120	70	90	116.6	1.15	<div>48H</div> 2.898,00
				Top power kW - Btu/h 30 - 102.364	Inch 47.2	Inch 27.6	Inch 35.4				

## CUCINE A GAS | GAS COOKERS



### PIANO COTTURA GAS 6 FUOCHI FREESTANDING SU VANO APERTO

6 BURNERS GAS BOILING TOP FREESTANDING ON OPEN CABINET

		Code	Model	Tot. kW	kW	Lengh cm	Depth cm	Height cm	Kg	m³	€
				30	2x7,2+2x3,3+2x4,5  Top power kW - Btu/h 30 - 102.364	120  Inch 47.2	70  Inch 27.6	90  Inch 35.4			
		<b>713027</b>	PC12FG7						103.0	1.15	<b>2.728,00</b>



### PIANO COTTURA TUTTAPIASTRA FREESTANDING SU VANO APERTO

GAS SOLID TOP FREESTANDING ON OPEN CABINET

		Code	Model	Tot. kW	kW	Lengh cm	Depth cm	Height cm	Kg	m³	€
				9	Top power kW - Btu/h 9 - 30.709	80  Inch 31.5	70  Inch 27.6	90  Inch 35.4			
		<b>713030</b>	PPC8FG7						82.5	0.79	<b>2.466,00</b>



### PIANO COTTURA GAS 2 FUOCHI CON PIASTRA RISCALDANTE CON GRIGLIA IN GHISA FREESTANDING SU VANO APERTO

2 BURNERS GAS BOILING TOP WITH CAST IRON GRIDS AND HOTPLATE FREESTANDING ON OPEN CABINET

		Code	Model	Tot. kW	kW	Lengh cm	Depth cm	Height cm	Kg	m³	€
				15	1x3,3 + 1x7,2  Top power kW - Btu/h 15 - 51.182	80  Inch 31.5	70  Inch 27.6	90  Inch 35.4			
		<b>713021</b>	PCPG8FG7						99.0	0.79	<b>2.613,00</b>



### PIANO COTTURA GAS 2 FUOCHI CON PIASTRA RISCALDANTE FREESTANDING SU VANO APERTO

2 BURNERS GAS BOILING TOP WITH CAST IRON GRIDS AND HOTPLATE FREESTANDING ON OPEN CABINET

		Code	Model	Tot. kW	kW	Lengh cm	Depth cm	Height cm	Kg	m³	€
				15	1x3,3 + 1x7,2  Top power kW - Btu/h 15 - 51.182	80  Inch 31.5	70  Inch 27.6	90  Inch 35.4			
		<b>713028</b>	PCP8FG7						94.0	0.79	<b>2.554,00</b>

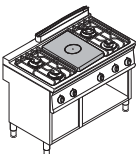

### PIANO COTTURA GAS 4 FUOCHI CON GRIGLIE IN GHISA E PIASTRA RISCALDANTE FREESTANDING SU VANO APERTO

4 BURNERS GAS BOILING TOP WITH SOLID TOP AND CAST IRON GRIDS FREESTANDING ON OPEN CABINET

		Code	Model	Tot. kW	kW	Lengh cm	Depth cm	Height cm	Kg	m³	€
				24	1x7,2+1x3,3+2x4,5  Top power kW - Btu/h 24 - 81.891	120  Inch 47.2	70  Inch 27.6	90  Inch 35.4			
		<b>713022</b>	PCPG12FG7						103.0	1.15	<b>3.386,00</b>

### PIANO COTTURA GAS 4 FUOCHI CON PIASTRA RISCALDANTE FREESTANDING SU VANO APERTO

4 BURNERS GAS BOILING TOP WITH SOLID TOP FREESTANDING ON OPEN CABINET



		Code	Model	Tot. kW	kW	Lengh cm	Depth cm	Height cm	Kg	m³	€
				24	1x7,2+1x3,3+2x4,5  Top power kW - Btu/h 24 - 81.891	120  Inch 47.2	70  Inch 27.6	90  Inch 35.4			
		<b>713029</b>	PCP12FG7						128.0	1.15	<b>3.273,00</b>



**CUCINE A GAS | GAS COOKERS**



**CUCINA GAS 4 FUOCHI CON GRIGLIE IN GHISA SU FORNO ELETTRICO STATICO GN2/1 CON 1 GRIGLIA**

4 BURNERS GAS BOILING TOP WITH CAST IRON GRIDS ON GN2/1 ELECTRIC STATIC OVEN WITH 1 GRID

		Code	Model	Tot. kW	Hz	V	kW	Lengh cm	Depth cm	Height cm	Kg	m³	€
		713058	PFG8G7	19,5 + 4,7	50-60	400 3N ~	1x3,3+2x4,5+1x7,2	80	70	90	116.0	0.79	3.342,00
							Oven power kW 4,7	Inch 31.5	Inch 27.6	Inch 35.4			
							Top power kW - Btu/h 19,5 - 64.831						



**CUCINA GAS 4 FUOCHI CON GRIGLIE IN GHISA SU FORNO ELETTRICO CONVEZIONE GN1/1 CON 1 GRIGLIA**

4 BURNERS GAS BOILING TOP WITH CAST IRON GRIDS ON GN1/1 ELECTRIC CONVECTION OVEN WITH 1 GRID

		Code	Model	Tot. kW	Hz	V	kW	Lengh cm	Depth cm	Height cm	Kg	m³	€
		713059	PFG8V7	19,5 + 5	50-60	400 2N ~	1x3,3+2x4,5+1x7,2	80	70	90	117.0	0.79	3.512,00
							Oven power kW 5	Inch 31.5	Inch 27.6	Inch 35.4			
							Top power kW - Btu/h 19,5 - 64.831						


**CUCINA GAS 4 FUOCHI CON GRIGLIE IN GHISA SU FORNO GAS STATICO GN2/1 CON 1 GRIGLIA**

4 BURNERS GAS BOILING TOP ON GN2/1 GAS STATIC OVEN WITH 1 GRID

		Code	Model	Tot. kW	kW	Lengh cm	Depth cm	Height cm	Kg	m³	€
		713060	PFG8GG7	26,5	1x3,3+2x4,5+1x7,2	80	70	90	126.0	1.15	<div>48H</div> 3.144,00
				Oven power kW 7	Inch 31.5	Inch 27.6	Inch 35.4				
				Top power kW - Btu/h 19,5 - 64.831							



**CUCINA GAS 4 FUOCHI SUPER CON FORNO GAS STATICO GN2/1 E 1 GRIGLIA**

4 BURNERS GAS BOILING TOP SUPER WITH CAST IRON GRIDS ON GN2/1 GAS STATIC OVEN WITH 1 GRID

	Code	Model	Tot. kW	kW	Lengh cm	Depth cm	Height cm	Kg	m³	€
			35,8	4x7,2	80	70	90	176.0	1.15	
				Oven power kW 7	Inch 31.5	Inch 27.6	Inch 35.4			
				Top power kW - Btu/h 28,8 - 95.540						
	<b>713061</b>	PFG8SGG7								<b>3.215,00</b>

**CUCINA GAS 4 FUOCHI SU FORNO ELETTRICO STATICO GN2/1 CON 1 GRIGLIA**



4 BURNERS GAS BOILING TOP ON GN2/1 ELECTRIC STATIC OVEN WITH 1 GRID

		Code	Model	Tot. kW	Hz	V	kW	Lengh cm	Depth cm	Height cm	Kg	m³	€
		713071	PF8G7	19,5 + 4,7	50-60	400 3N ~	1x3,3+2x4,5+1x7,2	80	70	90	114.0	0.79	3.229,00
							Oven power kW 4,7	Inch 31.5	Inch 27.6	Inch 35.4			
							Top power kW - Btu/h 19,5 - 64.831						

## CUCINE A GAS | GAS COOKERS



### CUCINA GAS 4 FUOCHI SU FORNO ELETTRICO CONVEZIONE GN2/1 CON 1 GRIGLIA

4 BURNERS GAS BOILING TOP ON GN1/1 ELECTRIC CONVECTION OVEN WITH 1 GRID

		<b>Code</b>  <b>713072</b>	<b>Model</b>  PF8V7	<b>Tot. kW</b>	<b>Hz</b>	<b>V</b>	<b>kW</b>	<b>Length</b> cm	<b>Depth</b> cm	<b>Height</b> cm	<b>Kg</b>	<b>m³</b>	<b>€</b>  <b>3.398,00</b>
				19,5 + 5	50-60	400 2N ~	1x3,3+2x4,5+1x7,2	80	70	90	114.0	0.79	
							<b>Oven power</b> kW 5	Inch 31.5	Inch 27.6	Inch 35.4			
							<b>Top power</b> kW - Btu/h 19,5 - 64.831						



### CUCINA GAS 4 FUOCHI SU FORNO GAS STATICO GN2/1 CON 1 GRIGLIA

4 BURNERS GAS BOILING TOP ON GN2/1 GAS STATIC OVEN WITH 1 GRID

		<b>Code</b>  <b>713073</b>	<b>Model</b>  PF8GG7	<b>Tot. kW</b>	<b>kW</b>	<b>Length</b> cm	<b>Depth</b> cm	<b>Height</b> cm	<b>Kg</b>	<b>m³</b>	<b>€</b>  <b>3.031,00</b>
				26,5	1x3,3+2x4,5+1x7,2	80	70	90	115.0	0.79	
					<b>Oven power</b> kW 7	Inch 31.5	Inch 27.6	Inch 35.4			
					<b>Top power</b> kW - Btu/h 19,5 - 64.831						



### CUCINA GAS 4 FUOCHI SUPER CON FORNO GASSTATICO GN2/1 E 1 GRIGLIA

4 BURNERS SUPER GAS BOILING TOP ON GN2/1 GAS STATIC OVEN WITH 1 GRID

		<b>Code</b>  <b>713074</b>	<b>Model</b>  PF8SGG7	<b>Tot. kW</b>	<b>kW</b>	<b>Length</b> cm	<b>Depth</b> cm	<b>Height</b> cm	<b>Kg</b>	<b>m³</b>	<b>€</b>  <b>3.102,00</b>
				35,8	4x7,2	80	70	90	118.0	0.79	
					<b>Oven power</b> kW 7	Inch 31.5	Inch 27.6	Inch 35.4			
					<b>Top power</b> kW - Btu/h 28,8 - 95.540						



### CUCINA GAS 6 FUOCHI CON GRIGLIE IN GHISA SU FORNO ELETTRICO STATICO GN2/1 CON UNA GRIGLIA

6 BURNERS GAS BOILING TOP WITH CAST IRON GRIDS ON GN2/1 ELECTRIC STATIC OVEN WITH 1 GRID

		<b>Code</b>  <b>713063</b>	<b>Model</b>  PFG12G7	<b>Tot. kW</b>	<b>Hz</b>	<b>V</b>	<b>kW</b>	<b>Length</b> cm	<b>Depth</b> cm	<b>Height</b> cm	<b>Kg</b>	<b>m³</b>	<b>€</b>  <b>4.185,00</b>
				30 + 4,7	50-60	400 3N ~	2x3,3+2x4,5+2x7,2	120	70	90	134.0	1.15	
							<b>Oven power</b> kW 4,7	Inch 47.2	Inch 27.6	Inch 35.4			
							<b>Top power</b> kW - Btu/h 30 - 102.364						

### CUCINA GAS 6 FUOCHI CON FORNO ELETTRICO CONVEZIONE GN1/1 CON UNA GRIGLIA



6 BURNERS GAS BOILING TOP WITH CAST IRON GRIDS ON GN1/1 ELECTRIC CONVECTION OVEN WITH 1 GRID

		<b>Code</b>  <b>713064</b>	<b>Model</b>  PFG12V7	<b>Tot. kW</b>	<b>Hz</b>	<b>V</b>	<b>kW</b>	<b>Length</b> cm	<b>Depth</b> cm	<b>Height</b> cm	<b>Kg</b>	<b>m³</b>	<b>€</b>  <b>4.356,00</b>
				30 + 5	50-60	400 2N ~	2x3,3+2x4,5+2x7,2	120	70	90	169.8	1.15	
							<b>Oven power</b> kW 5	Inch 47.2	Inch 27.6	Inch 35.4			
							<b>Top power</b> kW - Btu/h 30 - 102.364						

## CUCINE A GAS | GAS COOKERS



### CUCINA GAS 6 FUOCHI CON GRIGLIE IN GHISA SU FORNO GAS STATICO GN2/1 CON UNA GRIGLIA

6 BURNERS GAS BOILING TOP WITH CAST IRON GRIDS ON GN2/1 GAS STATIC OVEN WITH 1 GRID

		<b>Code</b>	<b>Model</b>	<b>Tot. kW</b>	<b>kW</b>	<b>Lengh cm</b>	<b>Depth cm</b>	<b>Height cm</b>	<b>Kg</b>	<b>m³</b>	<b>€</b>
				37	2x7.2+2x3.3+2x4.5	120	70	90			
					<b>Oven power kW</b>	<i>Inch</i>	<i>Inch</i>	<i>Inch</i>			
					7	47.2	27.6	35.4			
		<b>713065</b>	PFG12GG7		<b>Top power kW - Btu/h</b>						<b>4.057,00</b>
					30 - 102.364						



### CUCINA GAS 6 FUOCHI CON GRIGLIA IN GHISA SU FORNO GAS FULLSIZE (CM92,5X63X30) CON 1 GRIGLIA

6 BURNERS GAS BOILING TOP WITH CAST IRON GRIDS ON FULLSIZE (CM92,5X63X30) GAS STATIC OVEN WITH 1 GRID

		<b>Code</b>	<b>Model</b>	<b>Tot. kW</b>	<b>kW</b>	<b>Lengh cm</b>	<b>Depth cm</b>	<b>Height cm</b>	<b>Kg</b>	<b>m³</b>	<b>€</b>
				37	2x7.2+2x3.3+2x4.5	120	70	90			
					<b>Oven power kW</b>	<i>Inch</i>	<i>Inch</i>	<i>Inch</i>			
					7	47.2	27.6	35.4			
		<b>713067</b>	PFXG12GG7		<b>Top power kW - Btu/h</b>						<b>4.517,00</b>
					30 - 102.364						



### CUCINA GAS 6 FUOCHI CON GRIGLIE IN GHISA SU FORNO GAS FULLSIZE (CM92,5X63X40) CON GRILL ELETTRICO E 1 GRIGLIA - NON INSTALLABILE SU ZOCCOLO

6 BURNERS GAS BOILING TOP WITH CAST IRON GRIDS ON "FULLSIZE" (CM92,5X63X30) GASOVEN WITH ELECTRIC GRILL AND 1 GRID - NOT TO BE INSTALLED ON SOCKET

		<b>Code</b>	<b>Model</b>	<b>Tot. kW</b>	<b>Hz</b>	<b>V</b>	<b>kW</b>	<b>Lengh cm</b>	<b>Depth cm</b>	<b>Height cm</b>	<b>Kg</b>	<b>m³</b>	<b>€</b>
				37 + 3	50-60	230 1 ~	2x7.2+2x3.3+2x4.5	120	70	90	188.0	1.15	
							<b>Oven power kW</b>	<i>Inch</i>	<i>Inch</i>	<i>Inch</i>			
							7 + 3(grill)	47.2	27.6	35.4			
		<b>713068</b>	PFXG12GGE7				<b>Top power kW - Btu/h</b>						<b>4.746,00</b>
							30 - 102.364						



### CUCINA GAS 6 FUOCHI CON GRIGLIE IN GHISA SU FORNO ELETTRICO STATICO FULLSIZE (CM92,5X63X40) CON 1 GRIGLIA

6 BURNERS GAS BOILING TOP WITH CAST IRONGRIDS ON FULLSIZE (CM92,5X63X30) ELECTRIC STATIC OVEN WITH 1 GRID

		<b>Code</b>	<b>Model</b>	<b>Tot. kW</b>	<b>Hz</b>	<b>V</b>	<b>kW</b>	<b>Lengh cm</b>	<b>Depth cm</b>	<b>Height cm</b>	<b>Kg</b>	<b>m³</b>	<b>€</b>
				30 + 6,3	50-60	400 3N ~	2x7.2+2x3.3+2x4.5	120	70	90	169.0	1.15	
							<b>Oven power kW</b>	<i>Inch</i>	<i>Inch</i>	<i>Inch</i>			
							6,3	47.2	27.6	35.4			
		<b>713069</b>	PFXG12G7				<b>Top power kW - Btu/h</b>						<b>4.746,00</b>
							30 - 102.364						

### CUCINA GAS 6 FUOCHI CON GRIGLIE IN GHISA SU FORNO ELETTRICO A CONVEZIONE FULLSIZE (CM92,5X63X30) CON 1 GRIGLIA



6 BURNERS GAS BOILING TOP WITH CAST IRON GRIDS ON FULLSIZE (CM92,5X63X30) ELECTRIC CONVECTION OVEN WITH 1 GRID

		<b>Code</b>	<b>Model</b>	<b>Tot. kW</b>	<b>Hz</b>	<b>V</b>	<b>kW</b>	<b>Lengh cm</b>	<b>Depth cm</b>	<b>Height cm</b>	<b>Kg</b>	<b>m³</b>	<b>€</b>
				30 + 5	50-60	400 2N ~	2x7.2+2x3.3+2x4.5	120	70	90	169.0	1.15	
							<b>Oven power kW</b>	<i>Inch</i>	<i>Inch</i>	<i>Inch</i>			
							5	47.2	27.6	35.4			
		<b>713070</b>	PFXG12V7				<b>Top power kW - Btu/h</b>						<b>4.975,00</b>
							30 - 102.364						

## CUCINE A GAS | GAS COOKERS



### CUCINA GAS 6 FUOCHI SU FORNO ELETTRICO STATICO GN2/1 CON 1 GRIGLIA

6 BURNERS GAS BOILING TOP ON GN2/1 ELECTRIC STATIC OVEN WITH 1 GRID

		<b>Code</b>  <b>713077</b>	<b>Model</b>  PF12G7	<b>Tot. kW</b> 30 + 4,7	<b>Hz</b> 50-60	<b>V</b> 400 3N ~	<b>kW</b> 2x3,3+2x4,5+2x7,2	<b>Length</b> cm 120	<b>Depth</b> cm 70	<b>Height</b> cm 90	<b>Kg</b> 158.0	<b>m³</b> 1.15	<b>€</b>  <b>4.015,00</b>
							<b>Oven power</b> kW 4,7	<i>Inch</i> 47.2	<i>Inch</i> 27.6	<i>Inch</i> 35.4			
							<b>Top power</b> kW - Btu/h 30 - 102.364						



### CUCINA GAS 6 FUOCHI SU FORNO ELETTRICO CONVEZIONE GN1/1 CON 1 GRIGLIA

6 BURNERS GAS BOILING TOP ON GN1/1 ELECTRIC CONVECTION OVEN WITH 1 GRID

		<b>Code</b>  <b>713078</b>	<b>Model</b>  PF12V7	<b>Tot. kW</b> 30 + 5	<b>Hz</b> 50-60	<b>V</b> 400 2N ~	<b>kW</b> 2x3,3+2x4,5+2x7,2	<b>Length</b> cm 120	<b>Depth</b> cm 70	<b>Height</b> cm 90	<b>Kg</b> 158.0	<b>m³</b> 1.15	<b>€</b>  <b>4.185,00</b>
							<b>Oven power</b> kW 5	<i>Inch</i> 47.2	<i>Inch</i> 27.6	<i>Inch</i> 35.4			
							<b>Top power</b> kW - Btu/h 30 - 102.364						



### CUCINA GAS 6 FUOCHI SU FORNO GAS STATICO GN2/1 CON 1 GRIGLIA

6 BURNERS GAS BOILING TOP ON GN2/1 GAS STATIC OVEN WITH 1 GRID

		<b>Code</b>  <b>713079</b>	<b>Model</b>  PF12GG7	<b>Tot. kW</b> 37	<b>kW</b> 2x3,3+2x4,5+2x7,2	<b>Length</b> cm 120	<b>Depth</b> cm 70	<b>Height</b> cm 90	<b>Kg</b> 157.0	<b>m³</b> 1.15	<b>€</b>  <b>3.888,00</b>
					<b>Oven power</b> kW 7	<i>Inch</i> 47.2	<i>Inch</i> 27.6	<i>Inch</i> 35.4			
					<b>Top power</b> kW - Btu/h 30 - 102.364						



### CUCINA GAS 6 FUOCHI SU FORNO GAS STATICO FULLSIZE (CM92,5X63X30) CON 1 GRIGLIA

6 BURNERS GAS BOILING TOP ON "FULLSIZE"(CM92,5X63X30) GAS STATIC OVEN WITH 1 GRID

		<b>Code</b>  <b>713081</b>	<b>Model</b>  PFX12GG7	<b>Tot. kW</b> 37	<b>kW</b> 2x7,2+2x3,3+2x4,5	<b>Length</b> cm 120	<b>Depth</b> cm 70	<b>Height</b> cm 90	<b>Kg</b> 165.0	<b>m³</b> 1.15	<b>€</b>  <b>4.346,00</b>
					<b>Oven power</b> kW 7	<i>Inch</i> 47.2	<i>Inch</i> 27.6	<i>Inch</i> 35.4			
					<b>Top power</b> kW - Btu/h 30 - 102.364						

### CUCINA GAS 6 FUOCHI SU FORNO GAS STATICO FULLSIZE (CM92,5X63X40) CON GRILL ELETTRICO E 1 GRIGLIA - NON INSTALLABILE SU ZOCCOLO



6 BURNERS GAS BOILING TOP ON "FULLSIZE"(CM92,5X63X40) GAS STATIC OVEN WITH ELECTRIC GRILL AND 1 GRID - NOT TO BE INSTALLED ON SOCKET

		<b>Code</b>  <b>713082</b>	<b>Model</b>  PFX12GGE7	<b>Tot. kW</b> 37 + 3	<b>Hz</b> 50-60	<b>V</b> 230 1 ~	<b>kW</b> 2x7,2+2x3,3+2x4,5	<b>Length</b> cm 120	<b>Depth</b> cm 70	<b>Height</b> cm 90	<b>Kg</b> 169.0	<b>m³</b> 1.15	<b>€</b>  <b>4.576,00</b>
							<b>Oven power</b> kW 7 + 3(grill)	<i>Inch</i> 47.2	<i>Inch</i> 27.6	<i>Inch</i> 35.4			
							<b>Top power</b> kW - Btu/h 30 - 102.364						

**CUCINE A GAS | GAS COOKERS**



**CUCINA GAS 6 FUOCHI SU FORNO ELETTRICO STATICO FULLSIZE (CM92,5X63X30) CON 1 GRIGLIA**

6 BURNERS GAS BOILING TOP ON "FULLSIZE"(CM92,5X63X30) ELECTRIC STATIC OVEN WITH 1 GRID

		<b>Code</b>  <b>713083</b>	<b>Model</b>  PFX12G7	<b>Tot. kW</b>	<b>Hz</b>	<b>V</b>	<b>kW</b>	<b>Lengh</b> cm	<b>Depth</b> cm	<b>Height</b> cm	<b>Kg</b>	<b>m³</b>	<b>€</b>  <b>4.576,00</b>
				30 + 6,3	50-60	400 3N ~	2x7,2+2x3,3+2x4,5	120	70	90	169.0	1.15	
							<b>Oven power</b> kW 6,3	Inch 47.2	Inch 27.6	Inch 35.4			
							<b>Top power</b> kW - Btu/h 30 - 102.364						



**CUCINA GAS 6 FUOCHI SU FORNO ELETTRICO CONVEZIONE FULLSIZE (CM92,5X63X30) CON 1GRIGLIA**

6 BURNERS GAS BOILING TOP ON "FULLSIZE"(CM92,5X63X30) ELECTRIC CONVECTION OVEN WITH 1 GRID

		<b>Code</b>  <b>713084</b>	<b>Model</b>  PFX12V7	<b>Tot. kW</b>	<b>Hz</b>	<b>V</b>	<b>kW</b>	<b>Lengh</b> cm	<b>Depth</b> cm	<b>Height</b> cm	<b>Kg</b>	<b>m³</b>	<b>€</b>  <b>4.805,00</b>
				30 + 5	50-60	400 2N ~	2x7,2+2x3,3+2x4,5	120	70	90	169.0	1.15	
							<b>Oven power</b> kW 5	Inch 47.2	Inch 27.6	Inch 35.4			
							<b>Top power</b> kW - Btu/h 30 - 102.364						



**CUCINA GAS TUTTAPIASTRA SU FORNO GAS STATICO GN2/1 CON 1 GRIGLIA**

GAS SOLID TOP ON GN2/1 GAS STATIC OVEN WITH 1 GRID

		<b>Code</b>  <b>713089</b>	<b>Model</b>  PPF8GG7	<b>Tot. kW</b>	<b>kW</b>	<b>Lengh</b> cm	<b>Depth</b> cm	<b>Height</b> cm	<b>Kg</b>	<b>m³</b>	<b>€</b>  <b>3.304,00</b>
				16	<b>Oven power</b> kW 7	80	70	90	140.0	0.79	
					<b>Top power</b> kW - Btu/h 9 - 30.709	Inch 31.5	Inch 27.6	Inch 35.4			



**CUCINA GAS 2 FUOCHI CON GRIGLIA IN GHISA E PIASTRA RISCALDANTE SU FORNO GAS STATICO GN2/1 CON 1 GRIGLIA**

2 BURNERS GAS BOILING TOP WITH CAST IRON GRIDS AND HOTPLATE ON GN2/1 GAS STATIC OVEN WITH 1 GRID

		<b>Code</b>  <b>713062</b>	<b>Model</b>  PPFG8GG7	<b>Tot. kW</b>	<b>kW</b>	<b>Lengh</b> cm	<b>Depth</b> cm	<b>Height</b> cm	<b>Kg</b>	<b>m³</b>	<b>€</b>  <b>3.708,00</b>
				22	1x3,3 + 1x7,2	80	70	90	142.0	0.79	
					<b>Oven power</b> kW 7	Inch 31.5	Inch 27.6	Inch 35.4			
					<b>Top power</b> kW - Btu/h 15 - 51.182						

**CUCINA GAS 2 FUOCHI CON PIASTRA RISCALDANTE SU FORNO GAS STATICO GN2/1 CON 1 GRIGLIA**



2 BURNERS GAS BOILING TOP WITH HOTPLATE ON GN2/1 GAS STATIC OVEN WITH 1 GRID

		<b>Code</b>  <b>713075</b>	<b>Model</b>  PPF8GG7	<b>Tot. kW</b>	<b>kW</b>	<b>Lengh</b> cm	<b>Depth</b> cm	<b>Height</b> cm	<b>Kg</b>	<b>m³</b>	<b>€</b>  <b>3.651,00</b>
				22	1x3,3 + 1x7,2	80	70	90	140.0	0.79	
					<b>Oven power</b> kW 7	Inch 31.5	Inch 27.6	Inch 35.4			
					<b>Top power</b> kW - Btu/h 15 - 51.182						

**CUCINE A GAS | GAS COOKERS**



**CUCINA GAS 4 FUOCHI CON GRIGLIA IN GHISA E PIASTRA RISCALDANTE SU FORNO GAS STATICO GN2/1 CON 1 GRIGLIA**

4 BURNERS GAS BOILING TOP WITH CAST IRON GRIDS AND HOTPLATE ON GN2/1 GAS STATIC OVEN WITH 1 GRID

		<b>Code</b>	<b>Model</b>	<b>Tot. kW</b>	<b>kW</b>	<b>Length</b> cm	<b>Depth</b> cm	<b>Height</b> cm	<b>Kg</b>	<b>m³</b>	<b>€</b>
				31	1x7,2+1x3,3+2x4,5	120	70	90			
					<b>Oven power</b> kW 7	<i>Inch</i> 47.2	<i>Inch</i> 27.6	<i>Inch</i> 35.4			
		<b>713066</b>	PFP12GG7		<b>Top power</b> kW - Btu/h 24 - 81.891						<b>4.605,00</b>

**PIANO COTTURA GAS 4 FUOCHI E PIASTRA RISCALDANTE SU FORNO GAS STATICO GN2/1 CON 1 GRIGLIA**

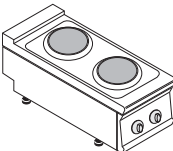
4 BURNERS GAS BOILING TOP WITH HOTPLATE ON GN2/1 GAS STATIC OVEN WITH 1 GRID

		<b>Code</b>	<b>Model</b>	<b>Tot. kW</b>	<b>kW</b>	<b>Length</b> cm	<b>Depth</b> cm	<b>Height</b> cm	<b>Kg</b>	<b>m³</b>	<b>€</b>
				31	1x7,2+1x3,3+2x4,5	120	70	90			
					<b>Oven power</b> kW 7	<i>Inch</i> 47.2	<i>Inch</i> 27.6	<i>Inch</i> 35.4			
		<b>713080</b>	PFP12GG7		<b>Top power</b> kW - Btu/h 24 - 81.891						<b>4.491,00</b>

## CUCINE ELETTRICHE | ELECTRIC COOKERS

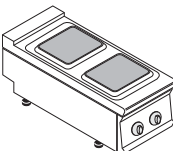
### PIANO COTTURA ELETTRICO 2 PIASTRE TONDE ERMETICHE TOP

2 ROUND ERMETIC HOT PLATES ELECTRIC BOILING TOP

	Code	Model	Tot. kW	Hz	V	kW	Lengh cm	Depth cm	Height cm	Kg	m³	€
	<b>716001</b>	PCR4E7	5,2	50-60	400 2N ~	Top power kW - Btu/h 5,2 - 17.061	40	70	28	22.0	0.20	<b>918,00</b>
⚡							Inch 15.7	Inch 27.6	Inch 11.0			

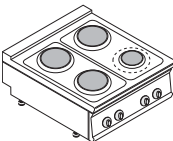
### PIANO COTTURA ELETTRICO 2 PIASTRE QUADRE ERMETICHE TOP

2 SQUARE ERMETIC HOT PLATES ELECTRIC BOILING TOP

	Code	Model	Tot. kW	Hz	V	kW	Lengh cm	Depth cm	Height cm	Kg	m³	€
	<b>716005</b>	PCS4E7	5,2	50-60	400 2N ~	Top power kW - Btu/h 5,2 - 17.061	40	70	28	26.0	0.20	<b>1.315,00</b>
⚡							Inch 15.7	Inch 27.6	Inch 11.0			

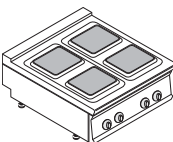
### PIANO COTTURA ELETTRICO 3+1 PIASTRE TONDE ERMETICHE TOP

3+1 ROUND ERMETIC HOT PLATES ELECTRIC BOILING TOP

	Code	Model	Tot. kW	Hz	V	Lenght cm / inch	Depth cm / inch	Height cm / inch	Kg	m³	€
	<b>716002</b>	PCR8E7	9,3	50-60	400 3N ~	80 / 31.5	70 / 27.6	28 / 11.0	38.0	0.39	<b>1.366,00</b>
	<b>716003</b>	PCR8E7/1	10,4	50-60	400 3N ~	80 / 31.5	70 / 27.6	28 / 11.0	38.2	0.39	<b>1.366,00</b>


### PIANO COTTURA ELETTRICO 4 PIASTRE QUADRE ERMETICHE TOP

4 SQUARE ERMETIC HOT PLATES ELECTRIC BOILING TOP

	Code	Model	Tot. kW	Hz	V	kW	Lengh cm	Depth cm	Height cm	Kg	m³	€
	<b>716006</b>	PCS8E7	10,4	50-60	400 3N ~	Top power kW - Btu/h 10,4 - 34.121	80	70	28	59.0	0.39	<b>2.306,00</b>
⚡							Inch 31.5	Inch 27.6	Inch 11.0			

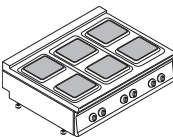
### PIANO COTTURA ELETTRICO 6 PIASTRE TONDE ERMETICHE TOP

6 ROUND ERMETIC HOT PLATES ELECTRIC BOILING TOP

	Code	Model	Tot. kW	Hz	V	kW	Lengh cm	Depth cm	Height cm	Kg	m³	€
	<b>716004</b>	PCR12E7	15,6	50-60	400 3N ~	Top power kW - Btu/h 15,6 - 51.182	120	70	28	54.0	0.55	<b>1.863,00</b>
⚡							Inch 47.2	Inch 27.6	Inch 11.0			

### PIANO COTTURA ELETTRICO 6 PIASTRE QUADRE ERMETICHE TOP

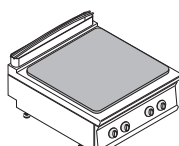
6 SQUARE ERMETIC HOT PLATES ELECTRIC BOILING TOP

	Code	Model	Tot. kW	Hz	V	kW	Lengh cm	Depth cm	Height cm	Kg	m³	€
	<b>716007</b>	PCS12E7	15,6	50-60	400 3N ~	Top power kW - Btu/h 15,6 - 51.182	120	70	28	80.5	0.55	<b>3.541,00</b>
⚡							Inch 47.2	Inch 27.6	Inch 11.0			

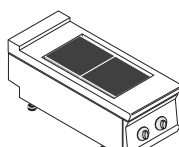


## CUCINE ELETTRICHE | ELECTRIC COOKERS

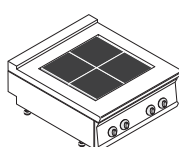
### PIANO COTTURA TUTTAPIASTRA ELETTRICO TOP ELECTRIC SOLID TOP

	Code	Model	Tot. kW	Hz	V	kW	Lengh cm	Depth cm	Height cm	Kg	m³	€
	<b>716023</b>	PP8E7	8	50-60	400 3N ~	Top power kW - Btu/h 8 - 27.297	80 Inch 31.5	70 Inch 27.6	28 Inch 11.0	95.0	0.39	<b>2.383,00</b>

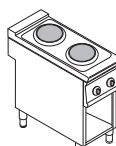
### PIANO COTTURA ELETTRICO 2 PIASTRE QUADRE COMPLANARI BASCULANTI TOP 2 COPLANAR SQUARE TILTING HOT PLATES ELECTRIC BOILING TOP

	Code	Model	Tot. kW	Hz	V	kW	Lengh cm	Depth cm	Height cm	Kg	m³	€
	<b>716099</b>	PCU4E7	6	50-60	400 2N ~	Top power kW - Btu/h 6 - 20.473	40 Inch 15.7	70 Inch 27.6	28 Inch 11.0	22.0	0.20	<b>1.650,00</b>

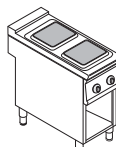
### PIANO COTTURA ELETTRICO 4 PIASTRE QUADRE COMPLANARI BASCULANTI TOP 4 COPLANAR SQUARE TILTING HOT PLATES ELECTRIC BOILING TOP

	Code	Model	Tot. kW	Hz	V	kW	Lengh cm	Depth cm	Height cm	Kg	m³	€
	<b>716100</b>	PCU8E7	12	50-60	400 3N ~	Top power kW - Btu/h 12 - 40.946	80 Inch 31.5	70 Inch 27.6	28 Inch 11.0	38.0	0.39	<b>2.647,00</b>

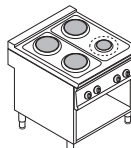
### PIANO COTTURA ELETTRICO 2 PIASTRE TONDE ERMETICHE FREESTANDING SU VANO APERTO 2 ROUND ERMETIC HOT PLATES ELECTRIC BOILING TOP FREESTANDING ON OPEN CABINET

	Code	Model	Tot. kW	Hz	V	kW	Lengh cm	Depth cm	Height cm	Kg	m³	€
	<b>716008</b>	PCR4FE7	5,2	50-60	400 2N ~	Top power kW - Btu/h 5,2 - 17.061	40 Inch 15.7	70 Inch 27.6	90 Inch 35.4	39.0	0.43	<b>1.229,00</b>

### PIANO COTTURA ELETTRICO 2 PIASTRE QUADRE ERMETICHE FREESTANDING SU VANO APERTO 2 SQUARE ERMETIC HOT PLATES ELECTRIC BOILING TOP FREESTANDING ON OPEN CABINET

	Code	Model	Tot. kW	Hz	V	kW	Lengh cm	Depth cm	Height cm	Kg	m³	€
	<b>716012</b>	PCS4FE7	5,2	50-60	400 2N ~	Top power kW - Btu/h 5,2 - 17.061	40 Inch 15.7	70 Inch 27.6	90 Inch 35.4	42.0	0.43	<b>1.626,00</b>

### PIANO COTTURA ELETTRICO 3+1 PIASTRE TONDE ERMETICHE FREESTANDING SU VANO APERTO 3+1 ELECTRIC ROUND ERMETIC HOT PLATES BOILING TOP FREESTANDING ON OPEN CABINET


	Code	Model	Tot. kW	Hz	V	Lenght cm / inch	Depth cm / inch	Height cm / inch	Kg	m³	€
	<b>716009</b>	PCR8FE7	9,3	50-60	400 3N ~	80 / 31.5	70 / 27.6	90 / 35.4	66.0	0.79	<b>1.769,00</b>
	<b>716010</b>	PCR8FE7/1	10,4	50-60	400 3N ~	80 / 31.5	70 / 27.6	90 / 35.4	58.0	0.79	<b>1.769,00</b>



**CUCINE ELETTRICHE | ELECTRIC COOKERS**

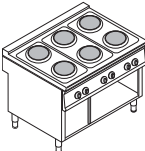
**PIANO COTTURA ELETTRICO 4 PIASTRE QUADRE ERMETICHE FREESTANDING SU VANO APERTO**

4 SQUARE ERMETIC HOT PLATES ELECTRIC BOILING TOP FREESTANDING ON OPEN CABINET

	Code	Model	Tot. kW	Hz	V	kW	Lengh cm	Depth cm	Height cm	Kg	m³	€
	<b>716013</b>	PCS8FE7	10,4	50-60	400 3N ~	Top power kW - Btu/h 10,4 - 34.121	80 Inch 31.5	70 Inch 27.6	90 Inch 35.4	71.0	0.79	<b>2.707,00</b>

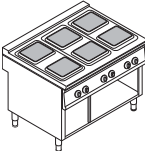
**PIANO COTTURA ELETTRICO 6 PIASTRE TONDE ERMETICHE FREESTANDING SU VANO APERTO**

6 ROUND ERMETIC HOT PLATES ELECTRIC BOILING TOP FREESTANDING ON OPEN CABINET

	Code	Model	Tot. kW	Hz	V	kW	Lengh cm	Depth cm	Height cm	Kg	m³	€
	<b>716011</b>	PCR12FE7	15,6	50-60	400 3N ~	Top power kW - Btu/h 15,6 - 51.182	120 Inch 47.2	70 Inch 27.6	90 Inch 35.4	88.0	1.15	<b>2.363,00</b>


**PIANO COTTURA ELETTRICO 6 PIASTRE QUADRE ERMETICHE FREESTANDING SU VANO APERTO**

6 SQUARE ERMETIC HOT PLATES ELECTRIC BOILING TOP FREESTANDING ON OPEN CABINET

	Code	Model	Tot. kW	Hz	V	kW	Lengh cm	Depth cm	Height cm	Kg	m³	€
	<b>716014</b>	PCS12FE7	15,6	50-60	400 3N ~	Top power kW - Btu/h 15,6 - 51.182	120 Inch 47.2	70 Inch 27.6	90 Inch 35.4	90.0	1.15	<b>4.044,00</b>


**PIANO COTTURA TUTTAPIASTRA ELETTRICO FREESTANDING ON OPEN CABINET**

ELECTRIC SOLID TOP FREESTANDING ON OPEN CABINET

	Code	Model	Tot. kW	Hz	V	kW	Lengh cm	Depth cm	Height cm	Kg	m³	€
	<b>716024</b>	PP8FE7	8	50-60	400 3N ~	Top power kW - Btu/h 8 - 27.297	80 Inch 31.5	70 Inch 27.6	90 Inch 35.4	108.0	0.79	<b>2.784,00</b>


**PIANO COTTURA ELETTRICO 2 PIASTRE QUADRE COMPLANARI BASCULANTI FREESTANDING SU VANO APERTO**

2 COPLANAR SQUARE TILTING HOT PLATES ELECTRIC BOILING TOP FREESTANDING ON OPEN CABINET

	Code	Model	Tot. kW	Hz	V	kW	Lengh cm	Depth cm	Height cm	Kg	m³	€
	<b>716101</b>	PCU4FE7	6	50-60	400 2N ~	Top power kW - Btu/h 6 - 20.473	40 Inch 15.7	70 Inch 27.6	90 Inch 35.4	42.0	0.43	<b>1.912,00</b>

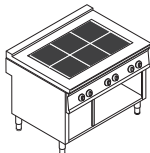

**PIANO COTTURA ELETTRICO 4 PIASTRE QUADRE COMPLANARI BASCULANTI FREESTANDING SU VANO APERTO**

4 COPLANAR SQUARE TILTING HOT PLATES ELECTRIC BOILING TOP FREESTANDING ON OPEN CABINET



	Code	Model	Tot. kW	Hz	V	kW	Lengh cm	Depth cm	Height cm	Kg	m³	€
	<b>716102</b>	PCU8FE7	12	50-60	400 3N ~	Top power kW - Btu/h 12 - 40.946	80 Inch 31.5	70 Inch 27.6	90 Inch 35.4	56.0	0.79	<b>2.984,00</b>

## CUCINE ELETTRICHE | ELECTRIC COOKERS



### PIANO COTTURA ELETTRICO 6 PIASTRE QUADRE COMPLANARI BASCULANTI FREESTANDING SU VANO APERTO 6 COPLANAR SQUARE TILTING HOT PLATES ELECTRIC BOILING TOP FREESTANDING ON OPEN CABINET

	Code	Model	Tot. kW	Hz	V	kW	Lengh cm	Depth cm	Height cm	Kg	m³	€
			18	50-60	400 3N ~	Top power kW - Btu/h 18 - 61.419	120 Inch 47.2	70 Inch 27.6	90 Inch 35.4	135.0	1.15	
	<b>716103</b>	PCU12FE7										<b>4.427,00</b>



### CUCINA ELETTRICA 3+1 PIASTRE TONDE ERMETICHE SU FORNO ELETTRICO STATICO GN2/1 CON 1 GRIGLIA 3+1 ROUND ERMETIC HOT PLATES ELECTRIC BOILING TOP ON GN2/1 ELECTRIC STATIC OVEN WITH 1 GRID

	Code	Model	Tot. kW	Hz	V	kW	Lengh cm	Depth cm	Height cm	Kg	m³	€
			14	50-60	400 3N ~	Oven power kW 4,7 Top power kW - Btu/h 9,3 - 30.709	80 Inch 31.5	70 Inch 27.6	90 Inch 35.4	104.0	0.79	
	<b>716061</b>	PFR8E7										<b>2.858,00</b>



### CUCINA ELETTRICA 4 PIASTRE TONDE ERMETICHE SU FORNO ELETTRICO STATICO GN2/1 CON 1 GRIGLIA 4 ROUND ERMETIC HOT PLATES ELECTRIC BOILING TOP ON GN2/1 ELECTRIC STATIC OVEN WITH 1 GRID

	Code	Model	Tot. kW	Hz	V	kW	Lengh cm	Depth cm	Height cm	Kg	m³	€
			15,1	50-60	400 3N ~	Oven power kW 4,7 Top power kW - Btu/h 10,4 - 34.121	80 Inch 31.5	70 Inch 27.6	90 Inch 35.4	101.0	0.79	
	<b>716062</b>	PFR8E7/1										<b>2.858,00</b>



### CUCINA ELETTRICA 4 PIASTRE QUADRE ERMETICHE SU FORNO ELETTRICO STATICO GN2/1 CON 1 GRIGLIA 4 SQUARE ERMETIC HOT PLATES ELECTRIC BOILING TOP ON GN2/1 ELECTRIC STATIC OVEN WITH 1 GRID

	Code	Model	Tot. kW	Hz	V	kW	Lengh cm	Depth cm	Height cm	Kg	m³	€
			15,1	50-60	400 3N ~	Oven power kW 4,7 Top power kW - Btu/h 10,4 - 34.121	80 Inch 31.5	70 Inch 27.6	90 Inch 35.4	108.0	0.79	
	<b>716065</b>	PFS8E7										<b>3.699,00</b>

### CUCINA ELETTRICA 3+1 PIASTRE TONDE ERMETICHE SU FORNO ELETTRICO CONVEZIONE GN1/1 CON 1 GRIGLIA 3+1 ROUND ERMETIC HOT PLATES ELECTRIC ONGN1/1 ELECTRIC CONVECTION OVEN WITH 1 GRID

	Code	Model	Tot. kW	Hz	V	kW	Lengh cm	Depth cm	Height cm	Kg	m³	€
			14,3	50-60	400 3N ~	Oven power kW 5 Top power kW - Btu/h 9,3 - 30.709	80 Inch 31.5	70 Inch 27.6	90 Inch 35.4	101.0	0.78	
	<b>716083</b>	PFR8V7										<b>3.028,00</b>



### CUCINA ELETTRICA 4 PIASTRE TONDE ERMETICHE SU FORNO ELETTRICO CONVEZIONE GN1/1 CON 1 GRIGLIA 4 ROUND ERMETIC HOT PLATES ELECTRIC ON GN1/1 ELECTRIC CONVECTION OVEN WITH 1 GRID

	Code	Model	Tot. kW	Hz	V	kW	Lengh cm	Depth cm	Height cm	Kg	m³	€
			15,4	50-60	400 3N ~	Oven power kW 5 Top power kW - Btu/h 10,4 - 34.121	80 Inch 31.5	70 Inch 27.6	90 Inch 35.4	101.0	0.78	
	<b>716084</b>	PFR8V7/1										<b>3.028,00</b>

## CUCINE ELETTRICHE | ELECTRIC COOKERS



### CUCINA ELETTRICA 4 PIASTRE QUADRE ERMETICHE SU FORNO ELETTRICO CONVEZIONE GN1/1 CON 1 GRIGLIA

4 SQUARE ERMETIC HOT PLATES ELECTRIC ONGN1/1 ELECTRIC CONVECTION OVEN WITH 1 GRID

		Code	Model	Tot. kW	Hz	V	kW	Lengh cm	Depth cm	Height cm	Kg	m³	€
		<b>716086</b>	PFS8V7	15,4	50-60	400 3N ~	<b>Oven power</b> kW 5	80	70	90	109.0	0.77	<b>3.868,00</b>
				<b>Top power</b> kW - Btu/h 10,4 - 34.121	Inch 31.5	Inch 27.6	Inch 35.4						



### CUCINA ELETTRICA 6 PIASTRE TONDE ERMETICHE SU FORNO ELETTRICO STATICO GN2/1 CON1 GRIGLIA

6 ROUND ERMETIC HOT PLATES ELECTRIC BOILING TOP ON GN2/1 ELECTRIC STATIC OVEN WITH 1 GRID

		Code	Model	Tot. kW	Hz	V	kW	Lengh cm	Depth cm	Height cm	Kg	m³	€
		<b>716063</b>	PFR12E7	20,3	50-60	400 3N ~	<b>Oven power</b>	120	70	90	134.0	1.15	<b>3.734,00</b>
							<div>kW 4,7  Top power kW - Btu/h 15,6 - 51.182</div>	<div>Inch 47.2</div>	<div>Inch 27.6</div>	<div>Inch 35.4</div>			



### CUCINA ELETTRICA 6 PIASTRE TONDE ERMETICHE SU FORNO ELETTRICO STATICO FULLSIZE (CM92,5X63X30) CON 1 GRIGLIA

6 ROUND ERMETIC HOT PLATES ELECTRIC BOILING TOP ON FULLSIZE (CM92,5X63X30) ELECTRIC STATIC OVEN WITH 1 GRID

		Code	Model	Tot. kW	Hz	V	kW	Lengh cm	Depth cm	Height cm	Kg	m³	€
		<b>716064</b>	PFRX12E7	21,9	50-60	400 3N ~	<b>Oven power</b>	120	70	90	147.0	1.15	<b>3.868,00</b>
							<i>kW</i> 6,3 <b>Top power</b> <i>kW - Btu/h</i> 15,6 - 51.182	<i>Inch</i> 47.2	<i>Inch</i> 27.6	<i>Inch</i> 35.4			



### CUCINA ELETTRICA 6 PIASTRE QUADRE ERMETICHE SU FORNO ELETTRICO STATICO GN2/1 CON 1 GRIGLIA

6 SQUARE ERMETIC HOT PLATES ELECTRIC BOILING TOP ON GN2/1 ELECTRIC STATIC OVEN WITH 1 GRID

		Code	Model	Tot. kW	Hz	V	kW	Lengh cm	Depth cm	Height cm	Kg	m³	€
		716066	PFS12E7	20,3	50-60	400 3N ~	Oven power kW 4,7  Top power kW - Btu/h 15,6 - 51.182	120  Inch 47.2	70  Inch 27.6	90  Inch 35.4	134.0	1.15	5.186,00



### CUCINA ELETTRICA 6 PIASTRE QUADRE ERMETICHE SU FORNO ELETTRICO STATICO FULLSIZE(CM92,5X63X30) CON 1 GRIGLIA

6 SQUARE ERMETIC HOT PLATES ELECTRIC BOILING TOP ON FULLSIZE (CM92,5X63X30) ELECTRIC STATIC OVEN WITH 1 GRID

		Code	Model	Tot. kW	Hz	V	kW	Lengh cm	Depth cm	Height cm	Kg	m³	€
		<b>716067</b>	PFSX12E7	21,9	50-60	400 3N ~	<b>Oven power</b>	120	70	90	166.0	1.15	<b>5.375,00</b>
				<b>Top power</b>	<i>Inch</i> 47.2	<i>Inch</i> 27.6	<i>Inch</i> 35.4						
							<i>kW</i> 6,3 <i>kW - Btu/h</i> 15,6 - 51.182						



### CUCINA ELETTRICA 6 PIASTRE TONDE ERMETICHE SU FORNO ELETTRICO CONVEZIONE FULLSIZE (CM92,5X63X30) CON 1 GRIGLIA

6 ROUND ERMETIC HOT PLATES ELECTRIC BOILING TOP ON FULLSIZE (CM92,5X63X30) ELECTRIC CONVECTION OVEN WITH 1 GRID



		Code	Model	Tot. kW	Hz	V	kW	Lengh cm	Depth cm	Height cm	Kg	m³	€
		<b>716068</b>	PFRX12VE7	20,6	50-60	400 3N ~	<b>Oven power</b>	120	70	90	143.0	1.15	<b>4.098,00</b>
							<i>kW</i> 5 <b>Top power</b> <i>kW - Btu/h</i> 15,6 - 51.182	<i>Inch</i> 47.2	<i>Inch</i> 27.6	<i>Inch</i> 35.4			

## CUCINE ELETTRICHE | ELECTRIC COOKERS



### CUCINA ELETTRICA 6 PIASTRE QUADRE ERMETICHE SU FORNO ELETTRICO CONVEZIONE FULLSIZE (CM92,5X63X30) CON 1 GRIGLIA 6 SQUARE ERMETIC HOT PLATES ELECTRIC BOILING TOP ON FULLSIZE (CM92,5X63X30) ELECTRIC CONVECTION OVEN WITH 1 GRID

		<b>Code</b>  <b>716069</b>	<b>Model</b>  PFSX12VE7	<b>Tot. kW</b>  20,6	<b>Hz</b>  50-60	<b>V</b>  400 3N ~	<b>kW</b>	<b>Lengh</b> cm	<b>Depth</b> cm	<b>Height</b> cm	<b>Kg</b>  158.0	<b>m³</b>  1.15	<b>€</b>  <b>5.604,00</b>
							Oven power kW 5 Top power kW - Btu/h 15,6 - 51.182	120  Inch 47.2	70  Inch 27.6	90  Inch 35.4			



### CUCINA ELETTRICA 6 PIASTRE TONDE ERMETICHE SU FORNO ELETTRICO CONVEZIONE GN1/1 CON 1 GRIGLIA 6 ROUND ERMETIC HOT PLATES ELECTRIC ON GN1/1 ELECTRIC CONVECTION OVEN WITH 1 GRID

		<b>Code</b>  <b>716085</b>	<b>Model</b>  PFR12V7	<b>Tot. kW</b>  20,6	<b>Hz</b>  50-60	<b>V</b>  400 3N ~	<b>kW</b>	<b>Lengh</b> cm	<b>Depth</b> cm	<b>Height</b> cm	<b>Kg</b>  134.0	<b>m³</b>  1.15	<b>€</b>  <b>3.904,00</b>
							Oven power kW 5 Top power kW - Btu/h 15,6 - 51.182	120  Inch 47.2	70  Inch 27.6	90  Inch 35.4			



### CUCINA ELETTRICA 6 PIASTRE QUADRE ERMETICHE SU FORNO ELETTRICO CONVEZIONE GN1/1 CON 1 GRIGLIA 6 SQUARE ERMETIC HOT PLATES ELECTRIC ON GN1/1 ELECTRIC CONVECTION OVEN WITH 1 GRID

		<b>Code</b>  <b>716087</b>	<b>Model</b>  PFS12V7	<b>Tot. kW</b>  20,6	<b>Hz</b>  50-60	<b>V</b>  400 3N ~	<b>kW</b>	<b>Lengh</b> cm	<b>Depth</b> cm	<b>Height</b> cm	<b>Kg</b>  134.0	<b>m³</b>  1.15	<b>€</b>  <b>5.355,00</b>
							Oven power kW 5 Top power kW - Btu/h 15,6 - 51.182	120  Inch 47.2	70  Inch 27.6	90  Inch 35.4			

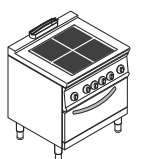

### CUCINA ELETTRICA TUTTAPIASTRA SU FORNO ELETTRICO STATICO GN2/1 CON 1 GRIGLIA ELECTRIC SOLID TOP ON GN2/1 ELECTRIC STATIC OVEN WITH 1 GRID

		<b>Code</b>  <b>716025</b>	<b>Model</b>  PPF8E7	<b>Tot. kW</b>  12,7	<b>Hz</b>  50-60	<b>V</b>  400 3N ~	<b>kW</b>	<b>Lengh</b> cm	<b>Depth</b> cm	<b>Height</b> cm	<b>Kg</b>  148.0	<b>m³</b>  0.79	<b>€</b>  <b>3.756,00</b>
							Oven power kW 4,7 Top power kW - Btu/h 8 - 27.297	80  Inch 31.5	70  Inch 27.6	90  Inch 35.4			

### CUCINA ELETTRICA "TUTTA PIASTRA" SU FORNO ELETTRICO CONVEZIONE GN1/1 CON 1 GRIGLIA SINGLE PLATE ELECTRIC SOLID TOP ON GN1/1 ELECTRIC CONVECTION OVEN WITH 1 GRID

		<b>Code</b>  <b>716089</b>	<b>Model</b>  PPF8V7	<b>Tot. kW</b>  13	<b>Hz</b>  50-60	<b>V</b>  400 3N ~	<b>kW</b>	<b>Lengh</b> cm	<b>Depth</b> cm	<b>Height</b> cm	<b>Kg</b>  148.0	<b>m³</b>  0.79	<b>€</b>  <b>3.928,00</b>
							Oven power kW 5 Top power kW - Btu/h 8 - 27.297	80  Inch 31.5	70  Inch 27.6	90  Inch 35.4			


### CUCINA ELETTRICA 4 PIASTRE QUADRE COMPLANARI BASCULANTI SU FORNO ELETTRICO STATICO GN2/1 CON 1 GRIGLIA 4 COPLANAR SQUARE TILTING HOT PLATES BOILING TOP ON GN2/1 ELECTRIC STATIC OVEN WITH 1 GRID

		<b>Code</b>  <b>716107</b>	<b>Model</b>  PFU8E7	<b>Tot. kW</b>  16,7	<b>Hz</b>  50-60	<b>V</b>  400 3N ~	<b>kW</b>	<b>Lengh</b> cm	<b>Depth</b> cm	<b>Height</b> cm	<b>Kg</b>  146.0	<b>m³</b>  0.76	<b>€</b>  <b>4.025,00</b>
							Oven power kW 4,7 Top power kW - Btu/h 12 - 40.946	80  Inch 31.5	70  Inch 27.6	90  Inch 35.4			

**CUCINE ELETTRICHE | ELECTRIC COOKERS**


**CUCINA ELETTRICA 4 PIASTRE QUADRE COMPLANARI BASCULANTI SU FORNO ELETTRICO CONVEZIONE GN1/1 CON 1 GRIGLIA**

4 COPLANAR SQUARE TILTING HOT PLATES BOILING TOP ON GN1/1 ELECTRIC CONVECTION OVEN WITH 1 GRID

	Code	Model	Tot. kW	Hz	V	kW	Lengh cm	Depth cm	Height cm	Kg	m³	€
	<b>716108</b>	PFU8V7	17	50-60	400 3N ~	Oven power kW 5 Top power kW - Btu/h 12 - 40.946	80 Inch 31.5	70 Inch 27.6	90 Inch 35.4	146.0	0.76	<b>4.175,00</b>


**CUCINA ELETTRICA 6 PIASTRE QUADRE COMPLANARI BASCULANTI SU FORNO ELETTRICO STATICO GN2/1 CON 1 GRIGLIA**

6 COPLANAR SQUARE TILTING HOT PLATES BOILING TOP ON GN2/1 ELECTRIC STATIC OVEN WITH 1 GRID

	Code	Model	Tot. kW	Hz	V	kW	Lengh cm	Depth cm	Height cm	Kg	m³	€
	<b>716109</b>	PFU12E7	22,7	50-60	400 3N ~	Oven power kW 4,7 Top power kW - Btu/h 18 - 61.419	120 Inch 47.2	70 Inch 27.6	90 Inch 35.4	135.0	1.15	<b>5.676,00</b>

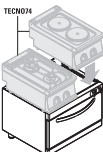
**CUCINA ELETTRICA 6 PIASTRE QUADRE COMPLANARI BASCULANTI SU FORNO ELETTRICO CONVEZIONE GN1/1 CON 1 GRIGLIA**

6 COPLANAR SQUARE TILTING HOT PLATES BOILING TOP ON GN1/1 ELECTRIC CONVECTION OVEN WITH 1 GRID

	Code	Model	Tot. kW	Hz	V	kW	Lengh cm	Depth cm	Height cm	Kg	m³	€
	<b>716110</b>	PFU12V7	23	50-60	400 3N ~	Oven power kW 5 Top power kW - Btu/h 18 - 61.419	120 Inch 47.2	70 Inch 27.6	90 Inch 35.4	135.0	1.15	<b>5.827,00</b>

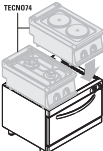
**BASE FORNO ELETTRICA CONVEZIONE GN1/1 CON 1 GRIGLIA - PER SOVRAPPOSIZIONE ELEMENTI TOP SOLO (2X40CM) O (1X80CM)**

GN1/1 ELECTRIC CONVECTION OVEN BASE WITH 1 GRID - SUITABLE ONLY FOR (2X40CM) (1X80CM) TOP ELEMENTS

	Code	Model	Tot. kW	Hz	V	kW	Lengh cm	Depth cm	Height cm	Kg	m³	€
	<b>716104</b>	F8V7	5	50-60	400 2N ~	Oven power kW 5	80 Inch 31.5	70 Inch 27.6	57 Inch 22.4	95.0	0.80	<b>1.885,00</b>

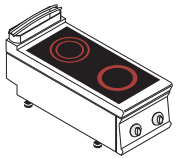

**BASE FORNO ELETTRICA STATICA GN2/1 CON 1 GRIGLIA - PER SOVRAPPOSIZIONE ELEMENTI TOP SOLO (2X40 CM) O (1X80 CM)**

GN2/1 ELECTRIC STATIC OVEN BASE WITH 1 GRID - SUITABLE ONLY FOR (2X40 CM) OR (1X80 CM) TOP ELEMENTS

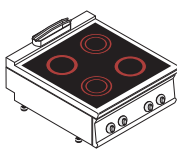

	Code	Model	Tot. kW	Hz	V	kW	Lengh cm	Depth cm	Height cm	Kg	m³	€
	<b>716105</b>	F8E7	4,7	50-60	400 3N ~	Oven power kW 4,7	80 Inch 31.5	70 Inch 27.6	60 Inch 23.6	76.6	0.55	<b>1.703,00</b>

## CUCINE IN VETROCERAMICA | GLASS CERAMIC COOKERS

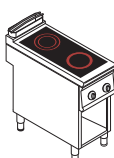

### PIANO COTTURA ELETTRICO IN VETROCERAMICA 2 ZONE RISCALDANTI TOP 2 HOT ZONES GLASS CERAMIC BOILING TOP

		<b>Code</b>  <b>716015</b>	<b>Model</b>  PCC4E7	<b>Tot. kW</b>  4,3	<b>Hz</b>  50-60	<b>V</b>  400 2N ~	<b>kW</b>  Top power kW - Btu/h 4,3 - 13.649	<b>Lengh</b> cm 40  Inch 15.7	<b>Depth</b> cm 70  Inch 27.6	<b>Height</b> cm 28  Inch 11.0	<b>Kg</b>  22.0	<b>m³</b>  0.20	<b>€</b>  <b>1.871,00</b>



### PIANO COTTURA ELETTRICO IN VETROCERAMICA 4 ZONE RISCALDANTI TOP 4 HOT ZONES GLASS CERAMIC BOILING TOP

		<b>Code</b>  <b>716016</b>	<b>Model</b>  PCC8E7	<b>Tot. kW</b>  8,6	<b>Hz</b>  50-60	<b>V</b>  400 3N ~	<b>kW</b>  Top power kW - Btu/h 8,6 - 27.297	<b>Lengh</b> cm 80  Inch 31.5	<b>Depth</b> cm 70  Inch 27.6	<b>Height</b> cm 28  Inch 11.0	<b>Kg</b>  37.0	<b>m³</b>  0.39	<b>€</b>  <b>3.255,00</b>



### PIANO COTTURA ELETTRICO IN VETROCERAMICA 2 ZONE RISCALDANTI FREESTANDING SU VANO APERTO 2 HOT ZONES GLASS CERAMIC BOILING TOP FREESTANDING ON OPEN CABINET

		<b>Code</b>  <b>716017</b>	<b>Model</b>  PCC4FE7	<b>Tot. kW</b>  4,3	<b>Hz</b>  50-60	<b>V</b>  400 2N ~	<b>kW</b>  Top power kW - Btu/h 4,3 - 13.649	<b>Lengh</b> cm 40  Inch 15.7	<b>Depth</b> cm 70  Inch 27.6	<b>Height</b> cm 90  Inch 35.4	<b>Kg</b>  41.0	<b>m³</b>  0.43	<b>€</b>  <b>2.182,00</b>



### PIANO COTTURA ELETTRICO IN VETROCERAMICA 4 ZONE RISCALDANTI FREESTANDING SU VANO APERTO 4 HOT ZONES GLASS CERAMIC BOILING TOP FREESTANDING ON OPEN CABINET

		<b>Code</b>  <b>716018</b>	<b>Model</b>  PCC8FE7	<b>Tot. kW</b>  8,6	<b>Hz</b>  50-60	<b>V</b>  400 3N ~	<b>kW</b>  Top power kW - Btu/h 8,6 - 27.297	<b>Lengh</b> cm 80  Inch 31.5	<b>Depth</b> cm 70  Inch 27.6	<b>Height</b> cm 90  Inch 35.4	<b>Kg</b>  56.0	<b>m³</b>  0.79	<b>€</b>  <b>3.658,00</b>

### CUCINA ELETTRICA VETROCERAMICA SU FORNO ELETTRICO STATICO GN2/1 CON 1 GRIGLIA ELECTRIC GLASS CERAMIC BOILING TOP ON GN2/1 ELECTRIC STATIC OVEN WITH 1 GRID

		<b>Code</b>  <b>716070</b>	<b>Model</b>  PFC8E7	<b>Tot. kW</b>  13,3	<b>Hz</b>  50-60	<b>V</b>  400 3N ~	<b>kW</b>  Oven power kW 4,7  Top power kW - Btu/h 8,6 - 27.297	<b>Lengh</b> cm 80  Inch 31.5	<b>Depth</b> cm 70  Inch 27.6	<b>Height</b> cm 90  Inch 35.4	<b>Kg</b>  95.0	<b>m³</b>  0.79	<b>€</b>  <b>4.661,00</b>

### CUCINA ELETTRICA VETROCERAMICA SU FORNO ELETTRICO CONVEZIONE GN1/1 CON 1 GRIGLIA ELECTRIC GLASS CERAMIC BOILING TOP ON GN1/1 ELECTRIC CONVECTION OVEN WITH 1 GRID

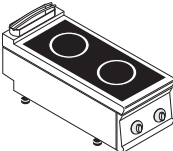
		<b>Code</b>  <b>716088</b>	<b>Model</b>  PFC8V7	<b>Tot. kW</b>  13,6	<b>Hz</b>  50-60	<b>V</b>  400 3N ~	<b>kW</b>  Oven power kW 5  Top power kW - Btu/h 8,6 - 27.297	<b>Lengh</b> cm 80  Inch 31.5	<b>Depth</b> cm 70  Inch 27.6	<b>Height</b> cm 90  Inch 35.4	<b>Kg</b>  95.0	<b>m³</b>  0.78	<b>€</b>  <b>4.831,00</b>



**PIANI INDUZIONE | INDUCTION COOKERS**

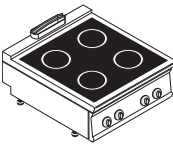
**PIANO COTTURA INDUZIONE 2 ZONE TOP**

2 ZONES INDUCTION BOILING TOP

	Code	Model	Tot. kW	Hz	V	Lengh cm	Depth cm	Height cm	Kg	m³	€
	<b>716019</b>	PIN4E7	7	50-60	400 3 ~	40 <i>Inch</i> 15.7	70 <i>Inch</i> 27.6	28 <i>Inch</i> 11.0	37.0	0.20	<b>6.156,00</b>

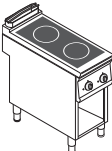
**PIANO COTTURA INDUZIONE 4 ZONE TOP**

4 ZONES INDUCTION BOILING TOP

	Code	Model	Tot. kW	Hz	V	Lengh cm	Depth cm	Height cm	Kg	m³	€
	<b>716020</b>	PIN8E7	14	50-60	400 3 ~	80 <i>Inch</i> 31.5	70 <i>Inch</i> 27.6	28 <i>Inch</i> 11.0	72.0	0.39	<b>12.090,00</b>


**PIANO COTTURA INDUZIONE 2 ZONE TOP FREESTANDING SU VANO APERTO**

2 ZONES INDUCTION BOILING TOP FREESTANDING ON OPEN CABINET

	Code	Model	Tot. kW	Hz	V	Lengh cm	Depth cm	Height cm	Kg	m³	€
	<b>716021</b>	PIN4FE7	7	50-60	400 3 ~	40 <i>Inch</i> 15.7	70 <i>Inch</i> 27.6	90 <i>Inch</i> 35.4	48.6	0.43	<b>6.436,00</b>

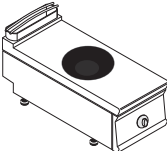
**PIANO COTTURA INDUZIONE 4 ZONE TOP FREESTANDING SU VANO APERTO**

4 ZONES INDUCTION BOILING TOP FREESTANDING ON OPEN CABINET

	Code	Model	Tot. kW	Hz	V	Lengh cm	Depth cm	Height cm	Kg	m³	€
	<b>716022</b>	PIN8FE7	14	50-60	400 3 ~	80 <i>Inch</i> 31.5	70 <i>Inch</i> 27.6	90 <i>Inch</i> 35.4	92.0	0.79	<b>12.454,00</b>

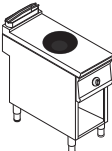
**PIANO COTTURA INDUZIONE WOK**

WOK INDUCTION BOILING TOP

	Code	Model	Tot. kW	Hz	V	Lengh cm	Depth cm	Height cm	Kg	m³	€
	<b>716081</b>	PIW4E7	5	50-60	400 3 ~	40 <i>Inch</i> 15.7	70 <i>Inch</i> 27.6	28 <i>Inch</i> 11.0	38.0	0.20	<b>4.667,00</b>

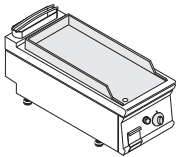

**PIANO COTTURA INDUZIONE WOK SU VANO APERTO**

INDUCTION BOILING TOP WOK FREESTANDING ON OPEN CABINET

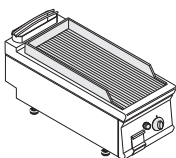

	Code	Model	Tot. kW	Hz	V	Lengh cm	Depth cm	Height cm	Kg	m³	€
	<b>716082</b>	PIW4FE7	5	50-60	400 3 ~	40 <i>Inch</i> 15.7	70 <i>Inch</i> 27.6	90 <i>Inch</i> 35.4	46.0	0.43	<b>4.969,00</b>

## FRY TOP | GRIDDLES

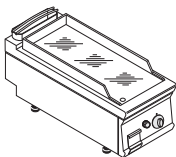

### FRY TOP GAS PIASTRA LISCIA TOP GAS GRIDDLE WITH SMOOTH PLATE TOP

		Code	Model	Tot. kW	Lengh cm	Depth cm	Height cm	Kg	m³	€
				7	40 <i>Inch</i> 15.7	70 <i>Inch</i> 27.6	28 <i>Inch</i> 11.0			
		<b>713035</b>	FTL4G7					49.0	0.20	<b>1.488,00</b>

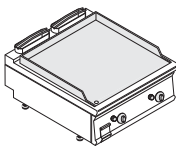

### FRY TOP GAS PIASTRA RIGATA TOP GAS GRIDDLE WITH RIBBED PLATE TOP

		Code	Model	Tot. kW	Lengh cm	Depth cm	Height cm	Kg	m³	€
				7	40 <i>Inch</i> 15.7	70 <i>Inch</i> 27.6	28 <i>Inch</i> 11.0			
		<b>713036</b>	FTR4G7					47.0	0.20	<b>1.615,00</b>

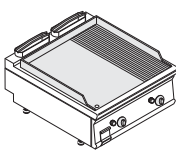

### FRY TOP GAS PIASTRA LISCIA CROMATA TOP GAS GRIDDLE WITH SMOOTH CHROMIUM-PLATED PLATE TOP

		Code	Model	Tot. kW	Lengh cm	Depth cm	Height cm	Kg	m³	€
				7	40 <i>Inch</i> 15.7	70 <i>Inch</i> 27.6	28 <i>Inch</i> 11.0			
		<b>713037</b>	FTC4G7					50.0	0.20	<b>1.872,00</b>

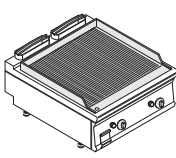

### FRY TOP GAS PIASTRA LISCIA TOP GAS GRIDDLE WITH SMOOTH PLATE TOP

		Code	Model	Tot. kW	Lengh cm	Depth cm	Height cm	Kg	m³	€
				14	80 <i>Inch</i> 31.5	70 <i>Inch</i> 27.6	28 <i>Inch</i> 11.0			
		<b>713038</b>	FTL8G7					90.0	0.39	<b>2.149,00</b>

### FRY TOP GAS PIASTRA 1/3 RIGATA TOP GAS GRIDDLE WITH 1/3 RIBBED PLATE TOP

		Code	Model	Tot. kW	Lengh cm	Depth cm	Height cm	Kg	m³	€
				14	80 <i>Inch</i> 31.5	70 <i>Inch</i> 27.6	28 <i>Inch</i> 11.0			
		<b>713039</b>	FTR8G7					89.0	0.39	<b>2.284,00</b>

### FRY TOP GAS PIASTRA RIGATA TOP GAS GRIDDLE WITH RIBBED PLATE TOP

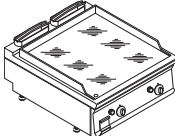
		Code	Model	Tot. kW	Lengh cm	Depth cm	Height cm	Kg	m³	€
				14	80 <i>Inch</i> 31.5	70 <i>Inch</i> 27.6	28 <i>Inch</i> 11.0			
		<b>713040</b>	FTRR8G7					84.4	0.39	<b>2.649,00</b>



**FRY TOP | GRIDDLES**

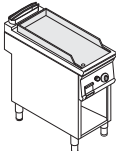
**FRY TOP GAS PIASTRA LISCIA CROMATA TOP**

GAS GRIDDLE WITH SMOOTH CHROMIUM-PLATED PLATE TOP

	Code	Model	Tot. kW	Lengh cm	Depth cm	Height cm	Kg	m³	€
	<b>713041</b>	FTC8G7	14	80 Inch 31.5	70 Inch 27.6	28 Inch 11.0	90.0	0.39	<b>2.866,00</b>

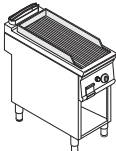
**FRY TOP GAS PIASTRA LISCIA FREESTANDING SU VANO APERTO**

FREESTANDING GAS GRIDDLE WITH SMOOTH PLATE ON OPEN CABINET

	Code	Model	Tot. kW	Lengh cm	Depth cm	Height cm	Kg	m³	€
	<b>713042</b>	FTL4FG7	7	40 Inch 15.7	70 Inch 27.6	90 Inch 35.4	63.2	0.43	<b>48H 1.799,00</b>

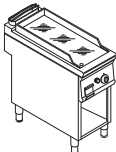
**FRY TOP GAS PIASTRA RIGATA FREESTANDING SU VANO APERTO**

FREESTANDING GAS GRIDDLE WITH RIBBED PLATE ON OPEN CABINET

	Code	Model	Tot. kW	Lengh cm	Depth cm	Height cm	Kg	m³	€
	<b>713043</b>	FTR4FG7	7	40 Inch 15.7	70 Inch 27.6	90 Inch 35.4	65.0	0.43	<b>1.925,00</b>

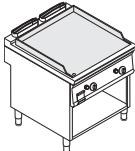
**FRY TOP GAS PIASTRA LISCIA CROMATA FREESTANDING SU VANO APERTO**

FREESTANDING GAS GRIDDLE WITH SMOOTH CHROMIUM-PLATED PLATE ON OPEN CABINET

	Code	Model	Tot. kW	Lengh cm	Depth cm	Height cm	Kg	m³	€
	<b>713044</b>	FTC4FG7	7	40 Inch 15.7	70 Inch 27.6	90 Inch 35.4	65.0	0.43	<b>2 weeks 2.184,00</b>

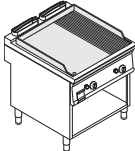
**FRY TOP GAS PIASTRA LISCIA FREESTANDING SU VANO APERTO**

FREESTANDING GAS GRIDDLE WITH SMOOTH PLATE ON OPEN CABINET

	Code	Model	Tot. kW	Lengh cm	Depth cm	Height cm	Kg	m³	€
	<b>713045</b>	FTL8FG7	14	80 Inch 31.5	70 Inch 27.6	90 Inch 35.4	108.8	0.79	<b>2 weeks 2.550,00</b>

**FRY TOP GAS PIASTRA 1/3 RIGATA FREESTANDING SU VANO APERTO**

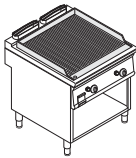

FREESTANDING GAS GRIDDLE WITH 1/3 RIBBED PLATE ON OPEN CABINET

	Code	Model	Tot. kW	Lengh cm	Depth cm	Height cm	Kg	m³	€
	<b>713046</b>	FTR8FG7	14	80 Inch 31.5	70 Inch 27.6	90 Inch 35.4	107.0	0.79	<b>2 weeks 2.687,00</b>

**FRY TOP | GRIDDLES**

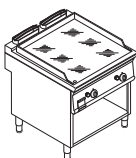

**FRY TOP GAS PIASTRA RIGATA FREESTANDING SU VANO APERTO**

FREESTANDING GAS GRIDDLE WITH RIBBED PLATE ON OPEN CABINET

		Code	Model	Tot. kW	Lengh cm	Depth cm	Height cm	Kg	m³	€	
		<b>713047</b>	FTRR8FG7	14	80 <i>Inch</i> 31.5	70 <i>Inch</i> 27.6	90 <i>Inch</i> 35.4	105.8	0.79	<b>2.904,00</b>	

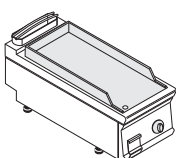

**FRY TOP GAS PIASTRA LISCIA CROMATA FREESTANDING SU VANO APERTO**

FREESTANDING GAS GRIDDLE WITH SMOOTH CHROMIUM-PLATED PLATE ON OPEN CABINET

		Code	Model	Tot. kW	Lengh cm	Depth cm	Height cm	Kg	m³	€	
		<b>713048</b>	FTC8FG7	14	80 <i>Inch</i> 31.5	70 <i>Inch</i> 27.6	90 <i>Inch</i> 35.4	111.0	0.79	<b>3.268,00</b>	

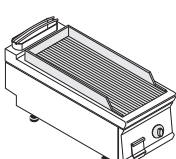

**FRY TOP ELETTRICO PIASTRA LISCIA TOP**

ELECTRIC GRIDDLE WITH SMOOTH PLATE TOP

		Code	Model	Tot. kW	Hz	V	Lengh cm	Depth cm	Height cm	Kg	m³	€	
		<b>716030</b>	FTL4E7	3,9	50-60	400 3N ~	40 <i>Inch</i> 15.7	70 <i>Inch</i> 27.6	28 <i>Inch</i> 11.0	46.0	0.20	<b>1.517,00</b>	

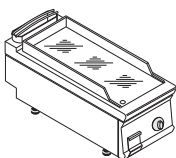

**FRY TOP ELETTRICO PIASTRA RIGATA TOP**

ELECTRIC GRIDDLE WITH RIBBED PLATE TOP

		Code	Model	Tot. kW	Hz	V	Lengh cm	Depth cm	Height cm	Kg	m³	€	
		<b>716031</b>	FTR4E7	3,9	50-60	400 3N ~	40 <i>Inch</i> 15.7	70 <i>Inch</i> 27.6	28 <i>Inch</i> 11.0	42.0	0.20	<b>1.676,00</b>	

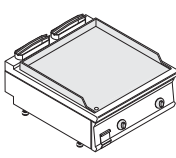

**FRY TOP ELETTRICO PIASTRA LISCIA CROMATA TOP**

ELECTRIC GRIDDLE WITH SMOOTH CHROMIUM-PLATED PLATE TOP

		Code	Model	Tot. kW	Hz	V	Lengh cm	Depth cm	Height cm	Kg	m³	€	
		<b>716032</b>	FTC4E7	3,9	50-60	400 3N ~	40 <i>Inch</i> 15.7	70 <i>Inch</i> 27.6	28 <i>Inch</i> 11.0	45.0	0.20	<b>1.926,00</b>	

**FRY TOP ELETTRICO PIASTRA LISCIA TOP**

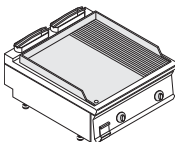
ELECTRIC GRIDDLE WITH SMOOTH PLATE TOP

		Code	Model	Tot. kW	Hz	V	Lengh cm	Depth cm	Height cm	Kg	m³	€	
		<b>716033</b>	FTL8E7	7,8	50-60	400 3N ~	80 <i>Inch</i> 31.5	70 <i>Inch</i> 27.6	28 <i>Inch</i> 11.0	84.0	0.39	<b>2.186,00</b>	

**FRY TOP | GRIDDLES**

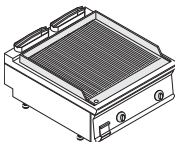
**FRY TOP ELETTRICO PIASTRA 1/3 RIGATA TOP**

ELECTRIC GRIDDLE WITH 1/3 RIBBED PLATE TOP

	Code	Model	Tot. kW	Hz	V	Lengh cm	Depth cm	Height cm	Kg	m³	€
	<b>716034</b>	FTR8E7	7,8	50-60	400 3N ~	80 <i>Inch</i> 31.5	70 <i>Inch</i> 27.6	28 <i>Inch</i> 11.0	83.0	0.39	<b>2.515,00</b>

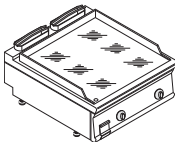
**FRY TOP ELETTRICO PIASTRA RIGATA TOP**

ELECTRIC GRIDDLE WITH RIBBED PLATE TOP

	Code	Model	Tot. kW	Hz	V	Lengh cm	Depth cm	Height cm	Kg	m³	€
	<b>716035</b>	FTRR8E7	7,8	50-60	400 3N ~	80 <i>Inch</i> 31.5	70 <i>Inch</i> 27.6	28 <i>Inch</i> 11.0	91.0	0.39	<b>3.643,00</b>

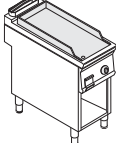

**FRY TOP ELETTRICO PIASTRA LISCIA CROMATA TOP**

ELECTRIC GRIDDLE WITH SMOOTH CHROMIUM-PLATED PLATE TOP

	Code	Model	Tot. kW	Hz	V	Lengh cm	Depth cm	Height cm	Kg	m³	€
	<b>716036</b>	FTC8E7	7,8	50-60	400 3N ~	80 <i>Inch</i> 31.5	70 <i>Inch</i> 27.6	28 <i>Inch</i> 11.0	85.0	0.39	<b>2.874,00</b>

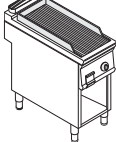
**FRY TOP ELETTRICO PIASTRA LISCIA FREESTANDING SU VANO APERTO**

FREESTANDING ELECTRIC GRIDDLE WITH SMOOTH PLATE ON OPEN CABINET

	Code	Model	Tot. kW	Hz	V	Lengh cm	Depth cm	Height cm	Kg	m³	€
	<b>716037</b>	FTL4FE7	3,9	50-60	400 3N ~	40 <i>Inch</i> 15.7	70 <i>Inch</i> 27.6	90 <i>Inch</i> 35.4	63.0	0.43	 <b>1.828,00</b>

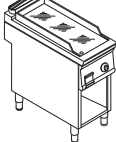

**FRY TOP ELETTRICO PIASTRA RIGATA FREESTANDING SU VANO APERTO**

FREESTANDING ELECTRIC GRIDDLE WITH RIBBED PLATE ON OPEN CABINET

	Code	Model	Tot. kW	Hz	V	Lengh cm	Depth cm	Height cm	Kg	m³	€
	<b>716038</b>	FTR4FE7	3,9	50-60	400 3N ~	40 <i>Inch</i> 15.7	70 <i>Inch</i> 27.6	90 <i>Inch</i> 35.4	60.0	0.43	<b>1.985,00</b>

**FRY TOP ELETTRICO PIASTRA LISCIA CROMATA FREESTANDING SU VANO APERTO**

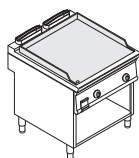

FREESTANDING ELECTRIC GRIDDLE WITH SMOOTH CHROMIUM-PLATED PLATE ON OPEN CABINET

	Code	Model	Tot. kW	Hz	V	Lengh cm	Depth cm	Height cm	Kg	m³	€
	<b>716039</b>	FTC4FE7	3,9	50-60	400 3N ~	40 <i>Inch</i> 15.7	70 <i>Inch</i> 27.6	90 <i>Inch</i> 35.4	60.6	0.43	 <b>2.238,00</b>

**FRY TOP | GRIDDLES**

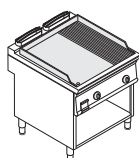

**FRY TOP ELETTRICO PIASTRA LISCIA FREESTANDING SU VANO APERTO**

FREESTANDING ELECTRIC GRIDDLE WITH SMOOTH PLATE ON OPEN CABINET

		Code	Model	Tot. kW	Hz	V	Lengh cm	Depth cm	Height cm	Kg	m³	€
		<b>716040</b>	FTL8FE7	7,8	50-60	400 3N ~	80	70	90	104.0	0.79	<b>2.588,00</b>
							Inch 31.5	Inch 27.6	Inch 35.4			



**FRY TOP ELETTRICO PIASTRA 1/3 RIGATA FREESTANDING SU VANO APERTO**

FREESTANDING ELECTRIC GRIDDLE WITH 1/3 RIBBED PLATE ON OPEN CABINET

		Code	Model	Tot. kW	Hz	V	Lengh cm	Depth cm	Height cm	Kg	m³	€
		<b>716041</b>	FTR8FE7	7,8	50-60	400 3N ~	80	70	90	105.0	0.79	<b>2.917,00</b>
							Inch 31.5	Inch 27.6	Inch 35.4			

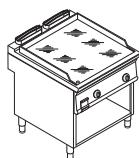


**FRY TOP ELETTRICO PIASTRA RIGATA FREESTANDING SU VANO APERTO**

FREESTANDING ELECTRIC GRIDDLE WITH RIBBED PLATE ON OPEN CABINET

		Code	Model	Tot. kW	Hz	V	Lengh cm	Depth cm	Height cm	Kg	m³	€
		<b>716042</b>	FTRR8FE7	7,8	50-60	400 3N ~	80	70	90	100.0	0.79	<b>3.005,00</b>
							Inch 31.5	Inch 27.6	Inch 35.4			

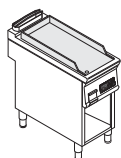

**FRY TOP ELETTRICO PIASTRA LISCIA CROMATA FREESTANDING SU VANO APERTO**

FREESTANDING ELECTRIC GRIDDLE WITH SMOOTH CHROMIUM-PLATED PLATE ON OPEN CABINET

		Code	Model	Tot. kW	Hz	V	Lengh cm	Depth cm	Height cm	Kg	m³	€
		<b>716043</b>	FTC8FE7	7,8	50-60	400 3N ~	80	70	90	105.0	0.79	 <b>3.276,00</b>
							Inch 31.5	Inch 27.6	Inch 35.4			

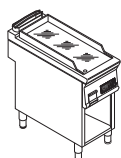

**FRY TOP ELETTRICO PIASTRA LISCIA FREESTANDING SU VANO APERTO, CONTROLLO ELETTRONICO**

FREESTANDING ELECTRIC GRIDDLE WITH SMOOTH PLATE, ELECTRONIC CONTROL, ON OPEN CABINET

		Code	Model	Tot. kW	Hz	V	Lengh cm	Depth cm	Height cm	Kg	m³	€
		<b>716121</b>	FTLD4FE7	3,9	50-60	400 3N ~	40	70	90	61.2	0.43	<b>1.995,00</b>
							Inch 15.7	Inch 27.6	Inch 35.4			

**FRY TOP ELETTRICO PIASTRA CROMATA FREESTANDING SU VANO APERTO, CONTROLLO ELETTRONICO**

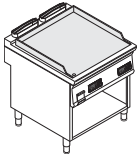
FREESTANDING ELECTRIC GRIDDLE WITH SMOOTH CHROMIUM-PLATED PLATE, ELECTRONIC CONTROL, ON OPEN CABINET

		Code	Model	Tot. kW	Hz	V	Lengh cm	Depth cm	Height cm	Kg	m³	€
		<b>716122</b>	FTCD4FE7	3,9	50-60	400 3N ~	40	70	90	60.0	0.43	<b>2.405,00</b>
							Inch 15.7	Inch 27.6	Inch 35.4			

**FRY TOP | GRIDDLES**

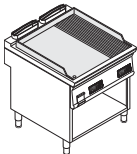
**FRY TOP ELETTRICO PIASTRA LISCIA FREESTANDING SU VANO APERTO, CONTROLLO ELETTRONICO**

FREESTANDING ELECTRIC GRIDDLE WITH SMOOTH PLATE, ELECTRONIC CONTROL, ON OPEN CABINET

	Code	Model	Tot. kW	Hz	V	Lengh cm	Depth cm	Height cm	Kg	m³	€
	<b>716123</b>	FTLD8FE7	7,8	50-60	400 3N ~	80 <i>Inch</i> 31.5	70 <i>Inch</i> 27.6	90 <i>Inch</i> 35.4	104.0	0.79	<b>2.921,00</b>

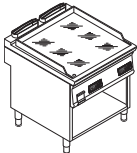
**FRY TOP ELETTRICO PIASTRA 1/3 RIGATA FREESTANDING SU VANO APERTO, CONTROLLO ELETTRONICO**

FREESTANDING ELECTRIC GRIDDLE WITH 1/3 RIBBED PLATE, ELECTRONIC CONTROL, ON OPEN CABINET

	Code	Model	Tot. kW	Hz	V	Lengh cm	Depth cm	Height cm	Kg	m³	€
	<b>716124</b>	FTRD8FE7	7,8	50-60	400 3N ~	80 <i>Inch</i> 31.5	70 <i>Inch</i> 27.6	90 <i>Inch</i> 35.4	109.8	0.79	<b>3.250,00</b>



**FRY TOP ELETTRICO PIASTRA CROMATA FREESTANDING SU VANO APERTO, CONTROLLO ELETTRONICO**

FREESTANDING ELECTRIC GRIDDLE WITH SMOOTH CHROMIUM-PLATED PLATE, ELECTRONIC CONTROL, ON OPEN CABINET

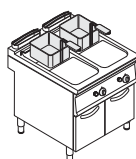

	Code	Model	Tot. kW	Hz	V	Lengh cm	Depth cm	Height cm	Kg	m³	€
	<b>716125</b>	FTC8FE7	7,8	50-60	400 3N ~	80 <i>Inch</i> 31.5	70 <i>Inch</i> 27.6	90 <i>Inch</i> 35.4	113.0	0.79	<b>3.610,00</b>

**FRIGGITRICI | FRYERS**

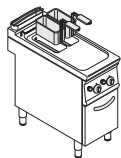

**FRIGGITRICE GAS 13LT FONDO A V FREESTANDING SU VANO CHIUSO-CESTELLI, COPERCHI E VASCA RECUPERO OLIO INCLUSI**  
FREESTANDING 13LT GAS FRYER WITH CLEAN V SHAPED TANK ON CLOSED CABINET-BASKETS, LID AND OIL DRAINING TANK INCLUDED

		Code	Model	Tot. kW	Lengh cm	Depth cm	Height cm	Kg	m³	€
				12	40	70	90	58.0	0.43	
		<b>713054</b>	FRV43FG7		Inch 15.7	Inch 27.6	Inch 35.4			<b>48H</b> 2.448,00

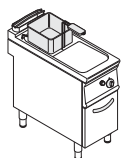

**FRIGGITRICE GAS 13+13LT FONDO A V FREESTANDING SU VANO CHIUSO-CESTELLI, COPERCHI E UNA VASCA RECUPERO OLIO INCLUSI**  
FREESTANDING 13+13LT GAS FRYER WITH CLEAN V SHAPED TANK ON CLOSED CABINET-BASKETS, LID AND OIL DRAINING TANK INCLUDED

		Code	Model	Tot. kW	Lengh cm	Depth cm	Height cm	Kg	m³	€
				24	80	70	90	97.0	0.79	
		<b>713055</b>	FRV83FG7		Inch 31.5	Inch 27.6	Inch 35.4			<b>2 weeks</b> 4.354,00

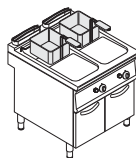

**FRIGGITRICE GAS 8LT+8LT CON SCAMBIATORI IN VASCA FREESTANDING SU VANO CHIUSO-CESTELLI, COPERCHI E UNA VASCA RECUPERO OLIO INCLUSI**  
FREESTANDING 8LT+8LT GAS FRYER WITH IN-TANK HEAT EXCHANGERS ON CLOSED CABINET-BASKETS, LID AND OIL DRAINING TANK INCLUDED

		Code	Model	Tot. kW	Lengh cm	Depth cm	Height cm	Kg	m³	€
				12	40	70	90	68.0	0.43	
		<b>713051</b>	FR48FG7		Inch 15.7	Inch 27.6	Inch 35.4			<b>2 weeks</b> 3.487,00

**FRIGGITRICE GAS 13LT CON SCAMBIATORI IN VASCA FREESTANDING SU VANO CHIUSO-CESTELLI, COPERCHI E UNA VASCA RECUPERO OLIO CON FILTRO IN DOTAZIONE**  
FREESTANDING 13LT GAS FRYER WITH IN-TANK HEAT EXCHANGERS ON CLOSED CABINET-EQUIPPED WITH BASKETS, LID AND ONE OIL DRAINING TANK WITH FILTER

		Code	Model	Tot. kW	Lengh cm	Depth cm	Height cm	Kg	m³	€
				11,5	40	70	90	55.0	0.43	
		<b>713052</b>	FR43FG7		Inch 15.7	Inch 27.6	Inch 35.4			<b>2 weeks</b> 2.309,00

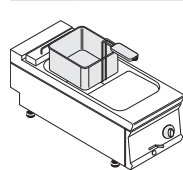
**FRIGGITRICE GAS 13+13LT CON SCAMBIATORI IN VASCA FREESTANDING SU VANO CHIUSO-CESTELLI, COPERCHI E VASCA RECUPERO OLIO INCLUSI**  
FREESTANDING 13+13LT GAS FRYER WITH IN-TANK HEAT EXCHANGERS ON CLOSED CABINET-WITH BASKETS, LID AND OIL DRAINING TANK INCLUDED

		Code	Model	Tot. kW	Lengh cm	Depth cm	Height cm	Kg	m³	€
				23	80	70	90	94.0	0.79	
		<b>713053</b>	FR83FG7		Inch 31.5	Inch 27.6	Inch 35.4			<b>2 weeks</b> 4.107,00

**FRIGGITRICI | FRYERS**

**FRIGGITRICE ELETTRICA 8LT CON RESISTENZE BASCULANTI TOP-CESTELLI E COPERCHI INCLUSI**

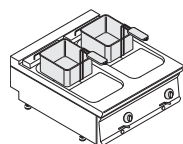
8LT ELECTRIC FRYER WITH TILTING HEATING ELEMENTS TOP - BASKETS LID AND OILDRAINING TANK INCLUDED



	Code	Model	Tot. kW	Hz	V	Lenght cm / inch	Depth cm / inch	Height cm / inch	Kg	m³	€
	<b>716050</b>	FR4E7	6	50-60	400 3N ~	40 / 15.7	70 / 27.6	28 / 11.0	25.0	0.20	<b>1.505,00</b>
⚡	<b>716094</b>	FR4ES7	7,5	50-60	400 3N ~	40 / 15.7	70 / 27.6	28 / 11.0	25.0	0.20	<b>1.560,00</b>

**FRIGGITRICE ELETTRICA 8LT+8LT CON RESISTENZE BASCULANTI TOP-CESTELLI E COPERCHI INCLUSI**

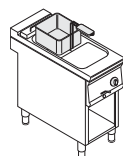
8+8LT ELECTRIC FRYER WITH TILTING HEATING ELEMENTS TOP-WITH BASKETS AND LID INCLUDED



	Code	Model	Tot. kW	Hz	V	Lenght cm / inch	Depth cm / inch	Height cm / inch	Kg	m³	€
	<b>716051</b>	FR8E7	12	50-60	400 3N ~	80 / 31.5	70 / 27.6	28 / 11.0	42.0	0.38	<b>2.629,00</b>
⚡	<b>716095</b>	FR8ES7	15	50-60	400 3N ~	80 / 31.5	70 / 27.6	28 / 11.0	45.0	0.38	<b>2.685,00</b>

**FRIGGITRICE ELETTRICA 8LT CON RESISTENZE BASCULANTI FREESTANDING SU VANO APERTO-CESTELLI E COPERCHI INCLUSI**

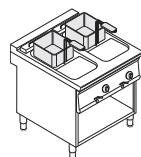
FREESTANDING 8LT ELECTRIC FRYER WITH TILTING HEATING ELEMENTS ON OPEN CABINET WITH BASKETS AND LID INCLUDED



	Code	Model	Tot. kW	Hz	V	Lenght cm / inch	Depth cm / inch	Height cm / inch	Kg	m³	€
	<b>716052</b>	FR4FE7	6	50-60	400 3N ~	40 / 15.7	70 / 27.6	90 / 35.4	43.0	0.43	<b>1.815,00</b>
⚡	<b>716096</b>	FR4FES7	7,5	50-60	400 3N ~	40 / 15.7	70 / 27.6	90 / 35.4	43.0	0.43	<b>1.871,00</b>

**FRIGGITRICE ELETTRICA 8LT+8LT CON RESISTENZE BASCULANTI FREESTANDING SU VANO APERTO-CESTELLI E COPERCHI INCLUSI**

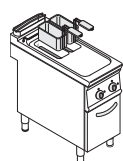
FREESTANDING 8+8LT ELECTRIC FRYER WITH TILTING HEATING ELEMENTS ON OPEN CABINET- WITH BASKETS AND LID INCLUDED



	Code	Model	Tot. kW	Hz	V	Lenght cm / inch	Depth cm / inch	Height cm / inch	Kg	m³	€
⚡	<b>716053</b>	FR8FE7	12	50-60	400 3N ~	80 / 31.5	70 / 27.6	90 / 35.4	44.0	0.79	<b>3.032,00</b>

**FRIGGITRICE ELETTRICA 8+8LT RESISTENZE ROTANTI FREESTANDING SU VANO CHIUSO-CESTELLI, COPERCHI E VASCA RECUPERO OLIO INCLUSI**

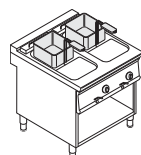
FREESTANDING 8+8LT ELECTRIC FRYER WITH ROTATING HEATING ELEMENTS ON CLOSED CABINET-WITH BASKETS, LID AND OIL DRAINING TANK INCLUDED



	Code	Model	Tot. kW	Hz	V	Lenght cm / inch	Depth cm / inch	Height cm / inch	Kg	m³	€
⚡	<b>716054</b>	FR48FE7	14	50-60	400 3N ~	40 Inch 15.7	70 Inch 27.6	90 Inch 35.4	55.0	0.43	<b>2.837,00</b>

**FRIGGITRICE ELETTRICA 8+8LT CON RESISTENZE BASCULANTI FREESTANDING SU VANO APERTO-CESTELLI E COPERCHI IN DOTAZIONE**

FREESTANDING 8+8LT ELECTRIC FRYER WITH TILTING HEATING ELEMENTS ON OPEN CABINET-WITH BASKETS AND LIDS INCLUDED



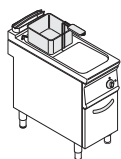


	Code	Model	Tot. kW	Hz	V	Lenght cm / inch	Depth cm / inch	Height cm / inch	Kg	m³	€
⚡	<b>716097</b>	FR8FES7	15	50-60	400 3N ~	80 / 31.5	70 / 27.6	90 / 35.4	44.0	0.79	<b>3.087,00</b>



**FRIGGITRICI | FRYERS**

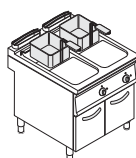


**FRIGGITRICE ELETTRICA 13LT CON RESISTENZE ROTANTI FREESTANDING SU VANO CHIUSO-CESTELLI, COPERCHI E VASCA RECUPERO OLIOINCLUSI**

FREESTANDING 13LT ELECTRIC FRYER WITH ROTATING HEATING ELEMENTS ON CLOSED CABINET-WITH BASKETS, LID AND OIL DRAINING TANK INCLUDED

		<b>Code</b>	<b>Model</b>	<b>Tot. kW</b>	<b>Hz</b>	<b>V</b>	<b>Lengh cm</b>	<b>Depth cm</b>	<b>Height cm</b>	<b>Kg</b>	<b>m³</b>	<b>€</b>
		<b>716055</b>	FR43FE7	12	50-60	400 3N ~	40 Inch 15.7	70 Inch 27.6	90 Inch 35.4	49.6	0.43	 <b>2.009,00</b>

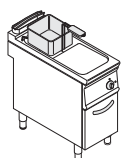


**FRIGGITRICE ELETTRICA 13+13LT CON RESISTENZE ROTANTI FREESTANDING SU VANO CHIUSO-CESTELLI,COPERCHI E VASCA RACCOGLI OLIO INCLUSI**

FREESTANDING 13+13LT ELECTRIC FRYER WITH ROTATING HEATING ELEMENTS ON CLOSED CABINET-EQUIPPED WITH BASKETS, LID AND ONE OIL DRAINING TANK WITH FILTER

		<b>Code</b>	<b>Model</b>	<b>Tot. kW</b>	<b>Hz</b>	<b>V</b>	<b>Lengh cm</b>	<b>Depth cm</b>	<b>Height cm</b>	<b>Kg</b>	<b>m³</b>	<b>€</b>
		<b>716056</b>	FR83FE7	24	50-60	400 3N ~	80 Inch 31.5	70 Inch 27.6	90 Inch 35.4	77.0	0.79	 <b>3.417,00</b>

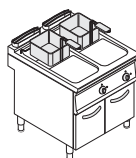

**FRIGGITRICE ELETTRICA 17LT CON RESISTENZE ROTANTI FREESTANDING SU VANO CHIUSO-CESTELLI, COPERCHI E VASCA RECUPERO OLIO INCLUSI**

FREESTANDING 17LT ELECTRIC FRYER WITH ROTATING HEATING ELEMENTS ON CLOSED CABINET-WITH BASKETS, LID AND ONE OIL DRAINING TANK INCLUDED

		<b>Code</b>	<b>Model</b>	<b>Tot. kW</b>	<b>Hz</b>	<b>V</b>	<b>Lengh cm</b>	<b>Depth cm</b>	<b>Height cm</b>	<b>Kg</b>	<b>m³</b>	<b>€</b>
		<b>716057</b>	FR47FE7	16,5	50-60	400 3N ~	40 Inch 15.7	70 Inch 27.6	90 Inch 35.4	50.6	0.43	 <b>2.208,00</b>

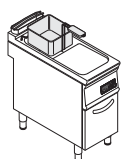

**FRIGGITRICE ELETTRICA 17+17LT CON RESISTENZE ROTANTI FREESTANDING SU VANO CHIUSO-CESTELLI, COPERCHI E VASCA RECUPERO OLIO INCLUSI**

FREESTANDING 17+17LT ELECTRIC FRYER WITH ROTATING HEATING ELEMENTS ON CLOSED CABINET-WITH BASKETS, LID AND OIL DRAINING TANK INCLUDED

		<b>Code</b>	<b>Model</b>	<b>Tot. kW</b>	<b>Hz</b>	<b>V</b>	<b>Lengh cm</b>	<b>Depth cm</b>	<b>Height cm</b>	<b>Kg</b>	<b>m³</b>	<b>€</b>
		<b>716058</b>	FR87FE7	16,5 + 16,5	50-60	400 3N ~	80 Inch 31.5	70 Inch 27.6	90 Inch 35.4	79.0	0.79	<b>3.862,00</b>

**FRIGGITRICE ELETTRICA 13LT CON RESISTENZE ROTANTI, CONTROLLO ELETTRONICO, FREESTANDING SU VANO CHIUSO-CESTELLI, COPERCHI E VASCA RECUPERO OLIO INCLUSI**

FREESTANDING 13LT ELECTRIC FRYER WITH ROTATING HEATING ELEMENTS,ELECTRONIC CONTROL, ON CLOSED CABINET-WITH BASKETS, LID AND OIL DRAINING TANK INCLUDED

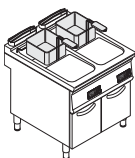

		<b>Code</b>	<b>Model</b>	<b>Tot. kW</b>	<b>Hz</b>	<b>V</b>	<b>Lengh cm</b>	<b>Depth cm</b>	<b>Height cm</b>	<b>Kg</b>	<b>m³</b>	<b>€</b>
		<b>716126</b>	FRD43FE7	12	50-60	400 3N ~	40 Inch 15.7	70 Inch 27.6	90 Inch 35.4	50.0	0.43	<b>2.224,00</b>



**FRIGGITRICI | FRYERS**

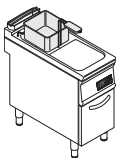

**FRIGGITRICE ELETTRICA 13+13LT CON RESISTENZE ROTANTI, CONTROLLO ELETTRONICO, FREESTANDING SU VANO CHIUSO-CESTELLI, COPERCHI E VASCA RECUPERO OLIO INCLUSI**

FREESTANDING 13+13LT ELECTRIC FRYER WITH ROTATING HEATING ELEMENTS, ELECTRONIC CONTROL, ON CLOSED CABINET-WITH BASKETS, LID AND ONE OIL DRAINING TANK INCLUDED

	Code	Model	Tot. kW	Hz	V	Lengh cm	Depth cm	Height cm	Kg	m³	€
						Inch	Inch	Inch			
	<b>716127</b>	FRD83FE7	24	50-60	400 3N ~	80	70	90	79.0	0.79	<b>3.848,00</b>
						31.5	27.6	35.4			

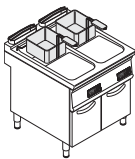

**FRIGGITRICE ELETTRICA 17LT CON RESISTENZE ROTANTI, CONTROLLO ELETTRONICO, FREESTANDING SU VANO CHIUSO-CESTELLI, COPERCHI E UNA VASCA RECUPERO OLIO INCLUSI**

FREESTANDING 17LT ELECTRIC FRYER WITH ROTATING HEATING ELEMENTS, ELECTRONIC CONTROL, ON CLOSED CABINET- WITH BASKETS, LID AND OIL DRAINING TANK INCLUDED

	Code	Model	Tot. kW	Hz	V	Lengh cm	Depth cm	Height cm	Kg	m³	€
						Inch	Inch	Inch			
	<b>716128</b>	FRD47FE7	16,5	50-60	400 3N ~	40	70	90	50.0	0.43	<b>2.423,00</b>
						15.7	27.6	35.4			

**FRIGGITRICE ELETTRICA 17+17LT CON RESISTENZE ROTANTI, CONTROLLO ELETTRONICO, FREESTANDING SU VANO CHIUSO-CESTELLI, COPERCHI E VASCA RECUPERO OLIO INCLUSI**

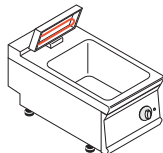
FREESTANDING 17+17LT ELECTRIC FRYER WITH ROTATING HEATING ELEMENTS, ELECTRONIC CONTROL, ON CLOSED CABINET-EQUIPPED WITH BASKETS, LID AND ONE OIL DRAINING TANK WITH FILTER

	Code	Model	Tot. kW	Hz	V	Lengh cm	Depth cm	Height cm	Kg	m³	€
						Inch	Inch	Inch			
	<b>716129</b>	FRD87FE7	16,5 + 16,5	50-60	400 3N ~	80	70	90	86.0	0.79	<b>4.293,00</b>
						31.5	27.6	35.4			

## SCALDAPATATE | CHIP SCUTTLE

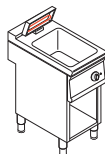
### SCALDAPATATE ELETTRICO GN1/1 TOP

GN1/1 ELECTRIC CHIP-SCUTTLE TOP

	⚡	<b>Code</b>  <b>716048</b>	<b>Model</b>  SP4E7	<b>Tot. kW</b>  1	<b>Hz</b>  50-60	<b>V</b>  230 1 ~	<b>Length</b> cm	<b>Depth</b> cm	<b>Height</b> cm	<b>Kg</b>  22.0	<b>m³</b>  0.22	<b>€</b>  <b>1.038,00</b>
							Inch 15.7	Inch 27.6	Inch 11.0			

### SCALDAPATATE ELETTRICO GN1/1 FREESTANDING SU VANO APERTO



GN1/1 ELECTRIC CHIP-SCUTTLE FREESTANDING ON OPEN CABINET

	⚡	<b>Code</b>  <b>716049</b>	<b>Model</b>  SP4FE7	<b>Tot. kW</b>  1	<b>Hz</b>  50-60	<b>V</b>  230 1 ~	<b>Length</b> cm	<b>Depth</b> cm	<b>Height</b> cm	<b>Kg</b>  39.0	<b>m³</b>  0.43	<b>€</b>  <b>1.350,00</b>
							Inch 15.7	Inch 27.6	Inch 35.4			

GRIGLIE | GRILLS



**GRIGLIA GAS AD ACQUA CON GRIGLIA IN GHISA FREESTANDING SU VANO CHIUSO**

GAS WATER-GRILL WITH CAST IRON GRID FREESTANDING ON CLOSED CABINET

	Code	Model	Tot. kW	Lengh cm	Depth cm	Height cm	Kg	m³	€
	<b>713049</b>	GD4FG7	8	40	70	90	67.0	0.43	<b>2.413,00</b>
				Inch 15.7	Inch 27.6	Inch 35.4			

**GRIGLIA GAS AD ACQUA CON GRIGLIA IN GHISA FREESTANDING SU VANO CHIUSO**



GAS WATER-GRILL WITH CAST IRON GRID FREESTANDING ON CLOSED CABINET

	Code	Model	Tot. kW	Lengh cm	Depth cm	Height cm	Kg	m³	€
	<b>713050</b>	GD8FG7	16	80	70	90	108.0	0.79	<b>3.498,00</b>
				Inch 31.5	Inch 27.6	Inch 35.4			





**GRIGLIA GAS A PIETRA LAVICA FREESTANDING SU VANO CHIUSO**

GAS LAVASTONE GRILL FREESTANDING ON CLOSED CABINET

	Code	Model	Tot. kW	Lengh cm	Depth cm	Height cm	Kg	m³	€
	<b>713112</b>	GR4FG7	8	40	70	90	60.0	0.43	<b>2.248,00</b>
				Inch 15.7	Inch 27.6	Inch 35.4			

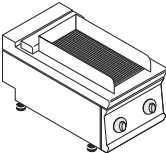

**GRIGLIA GAS A PIETRA LAVICA FREESTANDING SU VANO CHIUSO**

GAS LAVASTONE GRILL FREESTANDING ON CLOSED CABINET

	Code	Model	Tot. kW	Lengh cm	Depth cm	Height cm	Kg	m³	€
	<b>713113</b>	GR8FG7	16	80	70	90	108.0	0.79	<b>3.209,00</b>
				Inch 31.5	Inch 27.6	Inch 35.4			

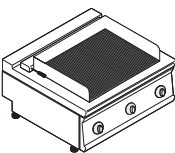

**GRIGLIA ELETTRICA AD ACQUA CON GRIGLIA IN GHISA TOP - CARICO/SCARICO ACQUA AUTOMATICO**

ELECTRIC GRILL WITH WATER AND CAST IRON GRID TOP - AUTOMATIC WATER LOADING/DRAINING

	Code	Model	Tot. kW	Hz	V	Lengh cm	Depth cm	Height cm	Kg	m³	€
	<b>716134</b>	GD4E7	6.6	50-60	400 3N ~	40	70	28	39.0	0.20	<b>2.320,00</b>
						Inch 15.7	Inch 27.6	Inch 11.0			

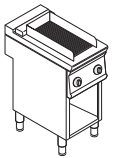

**GRIGLIA ELETTRICA AD ACQUA CON GRIGLIA IN GHISA TOP - CARICO/SCARICO ACQUA AUTOMATICO**

ELECTRIC GRILL WITH WATER AND CAST IRON GRID TOP - AUTOMATIC WATER LOADING/DRAINING



	Code	Model	Tot. kW	Hz	V	Lengh cm	Depth cm	Height cm	Kg	m³	€
	<b>716135</b>	GD8E7	13.2	50-60	400 3N ~	80	70	28	48.0	0.38	<b>3.643,00</b>
						Inch 31.5	Inch 27.6	Inch 11.0			

**GRIGLIE | GRILLS**

**GRIGLIA ELETTRICA AD ACQUA CON GRIGLIA IN GHISA FREESTANDING SU VANO APERTO -CARICO/SCARICO ACQUA AUTOMATICO**  
FREESTANDING ELECTRIC GRILL WITH WATER AND CAST IRON GRID ON OPEN CABINET - AUTOMATIC WATER LOADING/DRAINING

		<b>Code</b>  <b>716136</b>	<b>Model</b>  GD4FE7	<b>Tot. kW</b>  6.6	<b>Hz</b>  50-60	<b>V</b>  400 3N ~	<b>Length</b> cm	<b>Depth</b> cm	<b>Height</b> cm	<b>Kg</b>  61.0	<b>m³</b>  0.43	<b>€</b>  <b>2.718,00</b>
							Inch 15.7	Inch 27.6	Inch 35.4			


**GRIGLIA ELETTRICA CON ACQUA E GRIGLIA IN GHISA FREESTANDING SU VANO APERTO -CARICO/SCARICO ACQUA AUTOMATICO**  
FREESTANDING ELECTRIC GRILL WITH WATER AND CAST IRON GRID ON OPEN CABINET - AUTOMATIC WATER LOADING/DRAINING

		<b>Code</b>  <b>716137</b>	<b>Model</b>  GD8FE7	<b>Tot. kW</b>  13.2	<b>Hz</b>  50-60	<b>V</b>  400 3N ~	<b>Length</b> cm	<b>Depth</b> cm	<b>Height</b> cm	<b>Kg</b>  105.0	<b>m³</b>  0.79	<b>€</b>  <b>4.340,00</b>
							Inch 31.5	Inch 27.6	Inch 35.4			

**CUOCIPASTA | PASTA COOKERS**

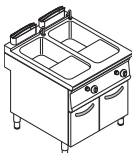
**CUOCIPASTA GAS 24LT GN2/3 FREESTANDING SU VANO CHIUSO - CESTELLI NON COMPRESI**

FREESTANDING 24LT GN2/3 GAS PASTA COOKER ON CLOSED CABINET - BASKETS NOT INCLUDED

	Code	Model	Tot. kW	Lengh cm	Depth cm	Height cm	Kg	m³	€
	<b>713056</b>	CP4FG7	10	40 <i>Inch</i> 15.7	70 <i>Inch</i> 27.6	90 <i>Inch</i> 35.4	52.0	0.43	<b>48H</b> 2.545,00


**CUOCIPASTA GAS 24+24LT GN2/3 FREESTANDING SU VANO CHIUSO - CESTELLI NON COMPRESI**

FREESTANDING 24+24LT GN2/3 GAS PASTA COOKER ON CLOSED CABINET - BASKETS NOT INCLUDED

	Code	Model	Tot. kW	Lengh cm	Depth cm	Height cm	Kg	m³	€
	<b>713057</b>	CP8FG7	20	80 <i>Inch</i> 31.5	70 <i>Inch</i> 27.6	90 <i>Inch</i> 35.4	94.0	0.79	<b>4.346,00</b>

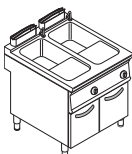
**CUOCIPASTA ELETTRICO 24LT GN2/3 FREESTANDING SU VANO CHIUSO - CESTELLI NON COMPRESI**

FREESTANDING 24LT GN2/3 ELECTRIC PASTA COOKER ON CLOSED CABINET - BASKETS NOT INCLUDED

	Code	Model	Tot. kW	Hz	V	Lengh cm	Depth cm	Height cm	Kg	m³	€
	<b>716059</b>	CP4FE7	6	50-60	400 3N ~	40 <i>Inch</i> 15.7	70 <i>Inch</i> 27.6	90 <i>Inch</i> 35.4	50.0	0.43	<b>48H</b> 2.471,00


**CUOCIPASTA ELETTRICO 24+24LT GN2/3 FREESTANDING SU VANO CHIUSO - CESTELLI NON COMPRESI**

FREESTANDING 24+24LT GN2/3 ELECTRIC PASTA COOKER ON CLOSED CABINET - BASKETS NOT INCLUDED

	Code	Model	Tot. kW	Hz	V	Lengh cm	Depth cm	Height cm	Kg	m³	€
	<b>716060</b>	CP8FE7	12	50-60	400 3N ~	80 <i>Inch</i> 31.5	70 <i>Inch</i> 27.6	90 <i>Inch</i> 35.4	84.0	0.79	<b>4.201,00</b>


**CUOCIPASTA ELETTRICO 24LT GN2/3, CONTROLLO ELETTRONICO, FREESTANDING SU VANO CHIUSO - CESTELLI NON COMPRESI**

FREESTANDING 24LT GN2/3 ELECTRIC PASTA COOKER, ELECTRONIC CONTROL, ON CLOSED CABINET - BASKETS NOT INCLUDED

	Code	Model	Tot. kW	Hz	V	Lengh cm	Depth cm	Height cm	Kg	m³	€
	<b>716130</b>	CPD4FE7	6	50-60	400 3N ~	40 <i>Inch</i> 15.7	70 <i>Inch</i> 27.6	90 <i>Inch</i> 35.4	51.0	0.43	<b>2.693,00</b>

**CUOCIPASTA ELETTRICO 24+24LT GN2/3, CONTROLLO ELETTRONICO, FREESTANDING SU VANO CHIUSO - CESTELLI NON COMPRESI**

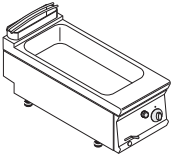
FREESTANDING 24+24LT GN2/3 ELECTRIC PASTA COOKER, ELECTRONIC CONTROL, ON CLOSED CABINET - BASKETS NOT INCLUDED

	Code	Model	Tot. kW	Hz	V	Lengh cm	Depth cm	Height cm	Kg	m³	€
	<b>716131</b>	CPD8FE7	12	50-60	400 3N ~	80 <i>Inch</i> 31.5	70 <i>Inch</i> 27.6	90 <i>Inch</i> 35.4	83.8	0.78	<b>4.641,00</b>

## BAGNOMARIA | BAINMARIE

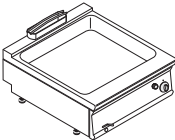
### BAGNOMARIA GAS GN1/1 TOP

GN1/1 GAS BAIN-MARIE TOP

	Code	Model	Tot. kW	Lengh cm	Depth cm	Height cm	Kg	m³	€	
	713031	BM4G7	2	40 <i>Inch</i> 15.7	70 <i>Inch</i> 27.6	28 <i>Inch</i> 11.0	24.4	0.20	1.154,00	

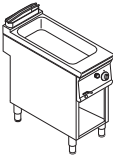
### BAGNOMARIA GAS GN2/1 TOP

GN2/1 GAS BAIN-MARIE TOP

	Code	Model	Tot. kW	Lengh cm	Depth cm	Height cm	Kg	m³	€	
	713032	BM8G7	2	80 <i>Inch</i> 31.5	70 <i>Inch</i> 27.6	28 <i>Inch</i> 11.0	31.8	0.39	1.748,00	

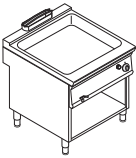
### BAGNOMARIA GAS GN1/1 FREESTANDING SU VANO APERTO

FREESTANDING GN1/1 GAS BAIN-MARIE ON OPEN CABINET

	Code	Model	Tot. kW	Lengh cm	Depth cm	Height cm	Kg	m³	€	
	713033	BM4FG7	2	40 <i>Inch</i> 15.7	70 <i>Inch</i> 27.6	90 <i>Inch</i> 35.4	40.0	0.43	1.467,00	

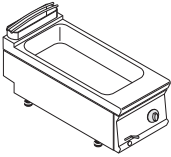
### BAGNOMARIA GAS GN2/1 FREESTANDING SU VANO APERTO

FREESTANDING GN2/1 GAS BAIN-MARIE ON OPEN CABINET

	Code	Model	Tot. kW	Lengh cm	Depth cm	Height cm	Kg	m³	€	
	713034	BM8FG7	2	80 <i>Inch</i> 31.5	70 <i>Inch</i> 27.6	90 <i>Inch</i> 35.4	50.0	0.79	2.150,00	

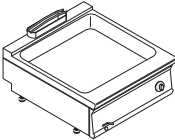
### BAGNOMARIA ELETTRICO GN1/1 TOP

GN1/1 ELECTRIC BAIN-MARIE TOP

	Code	Model	Tot. kW	Hz	V	Lengh cm	Depth cm	Height cm	Kg	m³	€	
	716026	BM4E7	1,3	50-60	230 1 ~	40 <i>Inch</i> 15.7	70 <i>Inch</i> 27.6	28 <i>Inch</i> 11.0	21.6	0.20	1.103,00	

### BAGNOMARIA ELETTRICO GN2/1 TOP

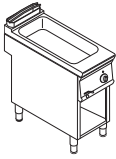
GN2/1 ELECTRIC BAIN-MARIE TOP

	Code	Model	Tot. kW	Hz	V	Lengh cm	Depth cm	Height cm	Kg	m³	€	
	716027	BM8E7	2,6	50-60	230 1 ~	80 <i>Inch</i> 31.5	70 <i>Inch</i> 27.6	28 <i>Inch</i> 11.0	36.0	0.39	1.659,00	

**BAGNOMARIA | BAINMARIE**

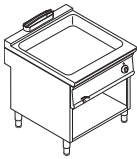
**BAGNOMARIA ELETTRICO GN1/1 FREESTANDING SU VANO APERTO**

FREESTANDING GN1/1 ELECTRIC BAIN-MARIE TOP ON OPEN CABINET

	Code	Model	Tot. kW	Hz	V	Lengh cm	Depth cm	Height cm	Kg	m³	€
	<b>716028</b>	BM4FE7	1,3	50-60	230 1 ~	40 <i>Inch</i> 15.7	70 <i>Inch</i> 27.6	90 <i>Inch</i> 35.4	37.0	0.43	<b>1.414,00</b>

**BAGNOMARIA ELETTRICO GN2/1 FREESTANDING SU VANO APERTO**

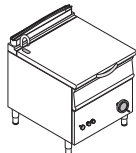

FREESTANDING GN2/1 ELECTRIC BAIN-MARIE TOP ON OPEN CABINET

	Code	Model	Tot. kW	Hz	V	Lengh cm	Depth cm	Height cm	Kg	m³	€
	<b>716029</b>	BM8FE7	2,6	50-60	230 1 ~	80 <i>Inch</i> 31.5	70 <i>Inch</i> 27.6	90 <i>Inch</i> 35.4	61.0	0.79	<b>2.060,00</b>

**BRASIERE | BRAISING PANS**

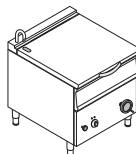

**BRASIERA GAS RIBALTABILE FREESTANDING CON VASCA IN ACCIAIO INOX AISI 304**

FREESTANDING GAS TILTING BRATT PAN WITH STAINLESS STEEL AISI 304 TANK

		<b>Code</b>	<b>Model</b>	<b>Tot. kW</b>	<b>Lengh</b> cm	<b>Depth</b> cm	<b>Height</b> cm	<b>Kg</b>	<b>m³</b>	<b>€</b>
				12	80 <i>Inch</i> 31.5	70 <i>Inch</i> 27.6	90 <i>Inch</i> 35.4			
		<b>713086</b>	BS8IG7					131.0	0.96	<b>5.272,00</b>

**BRASIERA ELETTRICA RIBALTABILE CON VASCA IN ACCIAIO INOX AISI304 FREESTANDING**

FREESTANDING ELECTRIC TILTING BRATT PANWITH STAINLESS STEEL AISI304 TANK

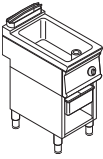
		<b>Code</b>	<b>Model</b>	<b>Tot. kW</b>	<b>Hz</b>	<b>V</b>	<b>Lengh</b> cm	<b>Depth</b> cm	<b>Height</b> cm	<b>Kg</b>	<b>m³</b>	<b>€</b>
				8,7	50-60	400 3N ~	80 <i>Inch</i> 31.5	70 <i>Inch</i> 27.6	90 <i>Inch</i> 35.4			
		<b>716074</b>	BS8IE7							134.0	0.96	<b>5.330,00</b>



**BRASIERE MULTIFUNZIONE | MULTIFUNCTIONAL BRAISING PANS**

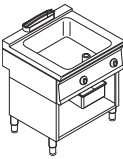
**BRASIERA ELETTRICA MULTIFUNZIONE CON VASCA DUPLEX FREESTANDING SU VANO APERTO**

FREESTANDING MULTIFUNCTIONAL ELECTRIC BRATT PAN WITH DUPLEX TANK ON OPEN CABINET

	Code	Model	Tot. kW	Hz	V	Lengh cm	Depth cm	Height cm	Kg	m³	€
	<b>716071</b>	BRM4FE7	4,5	50-60	400 3N ~	40	70	90	60.0	0.43	<b>3.452,00</b>
						<i>Inch</i> 15.7	<i>Inch</i> 27.6	<i>Inch</i> 35.4			

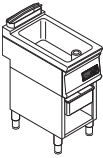
**BRASIERA ELETTRICA MULTIFUNZIONE CON VASCA DUPLEX FREESTANDING SU VANO APERTO**

FREESTANDING MULTIFUNCTIONAL ELECTRIC BRATT PAN WITH DUPLEX TANK ON OPEN CABINET

	Code	Model	Tot. kW	Hz	V	Lengh cm	Depth cm	Height cm	Kg	m³	€
	<b>716072</b>	BRM8FE7	9	50-60	400 3N ~	80	70	90	134.0	0.79	<b>4.668,00</b>
						<i>Inch</i> 31.5	<i>Inch</i> 27.6	<i>Inch</i> 35.4			

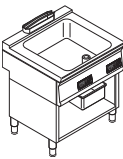
**BRASIERA ELETTRICA MULTIFUNZIONE, CONTROLLO ELETTRONICO, FREESTANDING SU VANO APERTO**

FREESTANDING MULTIFUNCTIONAL ELECTRIC BRATT PAN ELECTRONIC CONTROL, ON OPEN CABINET

	Code	Model	Tot. kW	Hz	V	Lengh cm	Depth cm	Height cm	Kg	m³	€
	<b>716132</b>	BRMD4FE7	4,5	50-60	400 3N ~	40	70	90	53.0	0.43	<b>3.619,00</b>
						<i>Inch</i> 15.7	<i>Inch</i> 27.6	<i>Inch</i> 35.4			

**BRASIERA ELETTRICA MULTIFUNZIONE, CONTROLLO ELETTRONICO, FREESTANDING SU VANO APERTO**

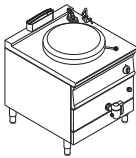

FREESTANDING MULTIFUNCTIONAL ELECTRIC BRATT PAN, ELECTRONIC CONTROL, ON OPEN CABINET

	Code	Model	Tot. kW	Hz	V	Lengh cm	Depth cm	Height cm	Kg	m³	€
	<b>716133</b>	BRMD8FE7	9	50-60	400 3N ~	80	70	90	134.0	0.79	<b>5.002,00</b>
						<i>Inch</i> 31.5	<i>Inch</i> 27.6	<i>Inch</i> 35.4			

**PENTOLE | BOILING PANS**



**PENTOLA GAS INDIRETTA 50LT FREESTANDING**

FREESTANDING 50LT GAS BOILING PAN - INDIRECT HEATING

		<b>Code</b>	<b>Model</b>	<b>Tot. kW</b>	<b>Lengh</b> cm	<b>Depth</b> cm	<b>Height</b> cm	<b>Kg</b>	<b>m³</b>		<b>€</b>
				15,5	80	70	90				
					Inch 31.5	Inch 27.6	Inch 35.4				
		<b>713088</b>	P8IG7					110.0	0.96		<b>6.268,00</b>

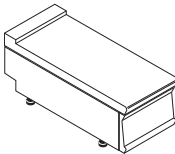
**PENTOLA ELETTRICA INDIRETTA 50LT FREESTANDING**

FREESTANDING 50LT ELECTRIC BOILING PAN - INDIRECT HEATING

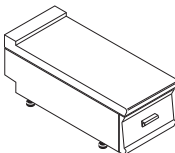
		<b>Code</b>	<b>Model</b>	<b>Tot. kW</b>	<b>Hz</b>	<b>V</b>	<b>Lengh</b> cm	<b>Depth</b> cm	<b>Height</b> cm	<b>Kg</b>	<b>m³</b>	<b>€</b>
				9	50-60	400 3N ~	80	70	90			
							Inch 31.5	Inch 27.6	Inch 35.4			
		<b>716075</b>	P8IE7							115.0	0.96	<b>5.761,00</b>

## PIANI E BASI | TOPS AND BASES

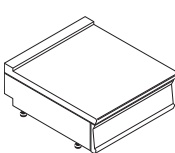
### PIANO NEUTRO TOP WORK TOP

	Code	Model	Lengh cm	Depth cm	Height cm	Kg	m³	€
	<b>796501</b>	PN4L7	40	70	28	21.0	0.20	<b>480,00</b>
			<i>Inch</i> 15.7	<i>Inch</i> 27.6	<i>Inch</i> 11.0			

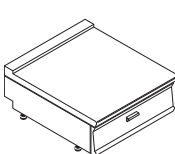
### PIANO NEUTRO CON CASSETTO GN1/1 TOP WORK TOP WITH GN1/1 DRAWER

	Code	Model	Lengh cm	Depth cm	Height cm	Kg	m³	€
	<b>796503</b>	PNC4L7	40	70	28	26.0	0.20	<b>690,00</b>
			<i>Inch</i> 15.7	<i>Inch</i> 27.6	<i>Inch</i> 11.0			


### PIANO NEUTRO TOP WORK TOP

	Code	Model	Lengh cm	Depth cm	Height cm	Kg	m³	€
	<b>796502</b>	PN8L7	80	70	28	32.0	0.38	<b>646,00</b>
			<i>Inch</i> 31.5	<i>Inch</i> 27.6	<i>Inch</i> 11.0			

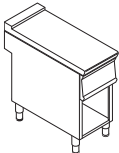
### PIANO NEUTRO CON CASSETTO TOP WORK TOP WITH DRAWER

	Code	Model	Lengh cm	Depth cm	Height cm	Kg	m³	€
	<b>796504</b>	PNC8L7	80	70	28	52.0	0.38	<b>822,00</b>
			<i>Inch</i> 31.5	<i>Inch</i> 27.6	<i>Inch</i> 11.0			

### PIANO NEUTRO CON CASSETTO, FREESTANDING SU VANO APERTO WORK TOP WITH DRAWER, FREESTANDING ON OPEN CABINET

	Code	Model	Lengh cm	Depth cm	Height cm	Kg	m³	€
	<b>796704</b>	PNC8FL7	80	70	90	67.0	0.79	<b>1.223,00</b>
			<i>Inch</i> 31.5	<i>Inch</i> 27.6	<i>Inch</i> 35.4			

### PIANO NEUTRO FREESTANDING SU VANO APERTO FREESTANDING WORK TOP ON OPEN CABINET


	Code	Model	Lengh cm	Depth cm	Height cm	Kg	m³	€
	<b>796701</b>	PN4FL7	40	70	90	35.0	0.43	<b>793,00</b>
			<i>Inch</i> 15.7	<i>Inch</i> 27.6	<i>Inch</i> 35.4			



## PIANI E BASI | TOPS AND BASES


### PIANO NEUTRO CON CASSETTO GN1/1 FREESTANDING SU VANO APERTO

WORK TOP WITH GN1/1 DRAWER, FREESTANDING ON OPEN CABINET

	Code	Model	Lengh cm	Depth cm	Height cm	Kg	m³	€
	<b>796703</b>	PNC4FL7	40	70	90	41.0	0.43	<b>1.000,00</b>
			<i>Inch</i> 15.7	<i>Inch</i> 27.6	<i>Inch</i> 35.4			

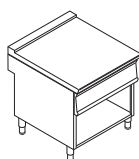
### PIANO NEUTRO CON CASSETTO SU VANO APERTO E SUPPORTO SALAMANDRA

WORK TOP WITH 1 DRAWER AND SALAMANDER SUPPORT ON OPEN CABINET

	Code	Model	Lengh cm	Depth cm	Height cm	Kg	m³	€
	<b>716098</b>	PNCS8FL7	80	70	90	79.0	0.79	<b>1.832,00</b>
			<i>Inch</i> 31.5	<i>Inch</i> 27.6	<i>Inch</i> 35.4			

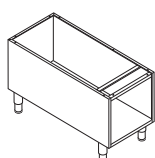
### PIANO NEUTRO FREESTANDING SU VANO APERTO

FREESTANDING WORK TOP ON OPEN CABINET

	Code	Model	Lengh cm	Depth cm	Height cm	Kg	m³	€
	<b>796702</b>	PN8FL7	80	70	90	51.0	0.79	<b>1.047,00</b>
			<i>Inch</i> 31.5	<i>Inch</i> 27.6	<i>Inch</i> 35.4			

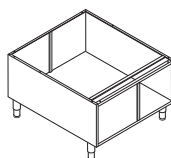
### VANO NEUTRO APERTO

OPEN CABINET

	Code	Model	Lengh cm	Depth cm	Height cm	Kg	m³	€
	<b>799001</b>	VN4L7	40	57,5	57	17.0	0.23	<b>366,00</b>
			<i>Inch</i> 15.7	<i>Inch</i> 22.4	<i>Inch</i> 22.4			

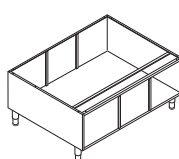
### VANO NEUTRO APERTO

OPEN CABINET

	Code	Model	Lengh cm	Depth cm	Height cm	Kg	m³	€
	<b>799002</b>	VN8L7	80	57,5	57	24.0	0.57	<b>473,00</b>
			<i>Inch</i> 31.5	<i>Inch</i> 22.4	<i>Inch</i> 22.4			

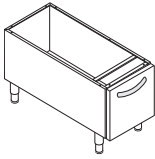
### VANO NEUTRO APERTO

OPEN CABINET

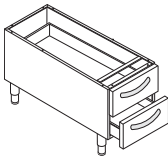
	Code	Model	Lengh cm	Depth cm	Height cm	Kg	m³	€
	<b>799003</b>	VN12L7	120	57,5	57	30.0	0.65	<b>592,00</b>
			<i>Inch</i> 47.2	<i>Inch</i> 22.4	<i>Inch</i> 22.4			

PIANI E BASI | TOPS AND BASES

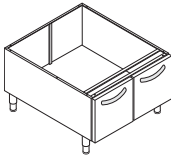
**VANO NEUTRO CON PORTA**  
CABINET WITH DOOR

	Code	Model	Lengh cm	Depth cm	Height cm	Kg	m³	€
	<b>716076</b>	VNP4L7	40	57,5	57	21.0	0.23	<b>513,00</b>
			Inch 15.7	Inch 22.4	Inch 22.4			

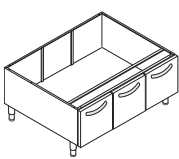
**VANO NEUTRO CON CASSETTI GN1/1**  
CABINET WITH DRAWER GN1/1

	Code	Model	Lengh cm	Depth cm	Height cm	Kg	m³	€
	<b>716077</b>	VNC4L7	40	57,5	57	27.0	0.23	<b>847,00</b>
			Inch 15.7	Inch 22.4	Inch 22.4			

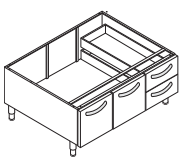
**VANO NEUTRO CON PORTA**  
CABINET WITH DOOR

	Code	Model	Lengh cm	Depth cm	Height cm	Kg	m³	€
	<b>716078</b>	VNP8L7	80	57,5	57	31.0	0.44	<b>769,00</b>
			Inch 31.5	Inch 22.4	Inch 22.4			

**VANO NEUTRO CON PORTA**  
CABINET WITH DOOR

	Code	Model	Lengh cm	Depth cm	Height cm	Kg	m³	€
	<b>716079</b>	VNP12L7	120	57,5	57	47.8	0.65	<b>1.035,00</b>
			Inch 47.2	Inch 22.4	Inch 22.4			

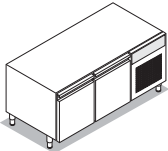
**VANO NEUTRO CON PORTE E CASSETTI**  
CABINET WITH DOORS AND DRAWERS

	Code	Model	Lengh cm	Depth cm	Height cm	Kg	m³	€
	<b>716080</b>	VNC12L7	120	57,5	57	54.0	0.65	<b>1.367,00</b>
			Inch 47.2	Inch 22.4	Inch 22.4			

## BASI REFRIGERATE | REFRIGERATED BASES

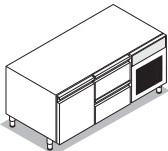
### BASE REFRIGERATA GN1/1 - 2 PORTE

GN1/1 REFRIGERATED BASE - 2 DOORS

	Code	Model	Tot. kW	Hz	V	Lengh cm	Depth cm	Height cm	Kg	m³	€
	<b>765501</b>	BP120	0,265	50	230 1 ~	120 <i>Inch</i> 47.2	65 <i>Inch</i> 25.6	62 <i>Inch</i> 24.4	95.0	0.74	<b>4.061,00</b>

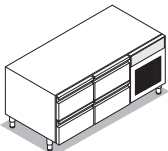
### BASE REFRIGERATA GN1/1 - 1 PORTA - 2 CASSETTI

GN1/1 REFRIGERATED BASE - 1 DOOR - 2 DRAWERS

	Code	Model	Tot. kW	Hz	V	Lengh cm	Depth cm	Height cm	Kg	m³	€
	<b>765502</b>	BPC120	0,265	50	230 1 ~	120 <i>Inch</i> 47.2	65 <i>Inch</i> 25.6	62 <i>Inch</i> 24.4	105.0	0.74	<b>4.531,00</b>

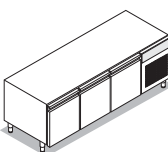
### BASE REFRIGERATA GN1/1 - 4 CASSETTI

GN1/1 REFRIGERATED BASE - 4 DRAWERS

	Code	Model	Tot. kW	Hz	V	Lengh cm	Depth cm	Height cm	Kg	m³	€
	<b>765503</b>	BC120	0,265	50	230 1 ~	120 <i>Inch</i> 47.2	65 <i>Inch</i> 25.6	62 <i>Inch</i> 24.4	115.0	0.74	<b>5.004,00</b>

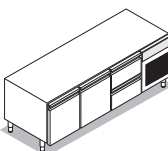
### BASE REFRIGERATA GN1/1 - 3 PORTE

GN1/1 REFRIGERATED BASE - 3 DOORS

	Code	Model	Tot. kW	Hz	V	Lengh cm	Depth cm	Height cm	Kg	m³	€
	<b>765504</b>	BP160	0,318	50	230 1 ~	160 <i>Inch</i> 63.0	65 <i>Inch</i> 25.6	62 <i>Inch</i> 24.4	121.0	0.97	<b>4.768,00</b>

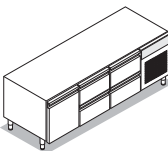
### BASE REFRIGERATA GN1/1 - 2 PORTE - 2 CASSETTI

GN1/1 REFRIGERATED BASE - 2 DOORS - 2 DRAWERS

	Code	Model	Tot. kW	Hz	V	Lengh cm	Depth cm	Height cm	Kg	m³	€
	<b>765505</b>	BPC160	0,318	50	230 1 ~	160 <i>Inch</i> 63.0	65 <i>Inch</i> 25.6	62 <i>Inch</i> 24.4	132.0	0.97	<b>5.246,00</b>

### BASE REFRIGERATA GN1/1 - 1 PORTA - 4 CASSETTI



GN1/1 REFRIGERATED BASE - 1 DOOR - 4 DRAWERS

	Code	Model	Tot. kW	Hz	V	Lengh cm	Depth cm	Height cm	Kg	m³	€
	<b>765506</b>	BC160	0,318	50	230 1 ~	160 <i>Inch</i> 63.0	65 <i>Inch</i> 25.6	62 <i>Inch</i> 24.4	142.0	0.97	<b>5.722,00</b>

**CUCINE GAS MOSAICO | MOSAICO GAS COOKERS**



**PIANO COTTURA GAS 1 FUOCO CON GRIGLIA IN GHISA FREESTANDING SU VANO APERTO**

1 BURNER GAS BOILING TOP WITH CAST IRON GRID FREESTANDING ON OPEN CABINET

	Code	Model	Tot. kW	kW	Lengh cm	Depth cm	Height cm	Kg	m³	€
	<b>713090</b>	PCGM4FG7/1	3,3	1X3,3	40	45	90	28.5	0.32	<b>1.064,00</b>
				Top power kW - Btu/h 3,3 - 10.236	Inch 15.7	Inch 17.7	Inch 35.4			



**PIANO COTTURA GAS 1 FUOCO GRIGLIA IN GHISA FREESTANDING SU VANO APERTO**

1 BURNER GAS BOILING TOP WITH CAST IRON GRID FREESTANDING ON OPEN CABINET

	Code	Model	Tot. kW	kW	Lengh cm	Depth cm	Height cm	Kg	m³	€
	<b>713091</b>	PCGM4FG7/2	4,5	1X4,5	40	45	90	29.5	0.32	<b>1.152,00</b>
				Top power kW - Btu/h 4,5 - 13.649	Inch 15.7	Inch 17.7	Inch 35.4			



**PIANO COTTURA GAS 1 FUOCO GRIGLIA IN GHISA FREESTANDING SU VANO APERTO**

1 BURNER GAS BOILING TOP WITH CAST IRON GRID FREESTANDING ON OPEN CABINET

	Code	Model	Tot. kW	kW	Lengh cm	Depth cm	Height cm	Kg	m³	€
	<b>713092</b>	PCGM4FG7/3	7,2	1X7,2	40	45	90	34.0	0.32	<b>1.152,00</b>
				Top power kW - Btu/h 7,2 - 23.885	Inch 15.7	Inch 17.7	Inch 35.4			



**PIANO COTTURA GAS 2 FUOCHI CON GRIGLIE IN GHISA FREESTANDING SU VANO APERTO**

2 BURNERS GAS BOILING TOP WITH CAST IRON GRIDS FREESTANDING ON OPEN CABINET

	Code	Model	Tot. kW	kW	Lengh cm	Depth cm	Height cm	Kg	m³	€
	<b>713095</b>	PCGM8FG7/3	10,5	1X3,3+1X7,2	80	45	90	48.5	0.51	<b>1.438,00</b>
				Top power kW - Btu/h 10,5 - 34.121	Inch 31.5	Inch 17.7	Inch 35.4			



**PIANO COTTURA GAS 2 FUOCHI CON GRIGLIE IN GHISA FREESTANDING SU VANO APERTO**

2 BURNERS GAS BOILING TOP WITH CAST IRON GRIDS FREESTANDING ON OPEN CABINET

	Code	Model	Tot. kW	kW	Lengh cm	Depth cm	Height cm	Kg	m³	€
	<b>713098</b>	PCGM8FG7/6	14,4	2X7,2	80	45	90	51.5	0.51	<b>1.463,00</b>
				Top power kW - Btu/h 14,4 - 47.770	Inch 31.5	Inch 17.7	Inch 35.4			

**PIANO COTTURA GAS 3 FUOCHI CON GRIGLIE IN GHISA FREESTANDING SU VANO APERTO**



3 BURNERS GAS BOILING TOP WITH CAST IRON GRIDS FREESTANDING ON OPEN CABINET

	Code	Model	Tot. kW	kW	Lengh cm	Depth cm	Height cm	Kg	m³	€
	<b>713109</b>	PCGM12FG7/1	21,6	3X7,2	120	45	90	66.0	0.87	<b>1.773,00</b>
				Top power kW - Btu/h 21,6 - 71.655	Inch 47.2	Inch 17.7	Inch 35.4			

**CUCINE GAS MOSAICO | MOSAICO GAS COOKERS**



**PIANO COTTURA GAS 3 FUOCHI CON GRIGLIE IN GHISA FREESTANDING SU VANO APERTO**

3 BURNERS GAS BOILING TOP WITH CAST IRON GRIDS FREESTANDING ON OPEN CABINET

		Code	Model	Tot. kW	kW	Length cm	Depth cm	Height cm	Kg	m³	€
		<b>713110</b>	PCGM12FG7/2	16,2	2x4,5 + 1x7,2  Top power kW - Btu/h 16,2 - 54.594	120  Inch 47.2	45  Inch 17.7	90  Inch 35.4	66.0	0.87	<b>1.724,00</b>

**PIANO COTTURA GAS 3 FUOCHI CON GRIGLIE IN GHISA FREESTANDING SU VANO APERTO**

3 BURNERS GAS BOILING TOP WITH CAST IRON GRIDS FREESTANDING ON OPEN CABINET



		Code	Model	Tot. kW	kW	Length cm	Depth cm	Height cm	Kg	m³	€
		<b>713111</b>	PCGM12FG7/3	18,9	1x4,5 + 2x7,2  Top power kW - Btu/h 18,9 - 61.419	120  Inch 47.2	45  Inch 17.7	90  Inch 35.4	73.3	0.76	<b>1.748,00</b>



**CUCINE ELETTRICHE MOSAICO | MOSAICO ELECTRIC COOKERS**

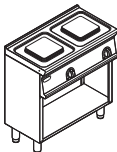

**PIANO COTTURA ELETTRICO 1 PIASTRA ERMETICA QUADRA FREESTANDING SU VANO APERTO**

SQUARE ERMETIC ELECTRIC HOT PLATE FREESTANDING ON OPEN CABINET

	Code	Model	Tot. kW	Hz	V	kW	Length cm	Depth cm	Height cm	Kg	m³	€
	 <b>716111</b>	PCM4FE7	2,6	50-60	230 1 ~	Top power kW - Btu/h 2,6 - 6.824	40 <i>Inch</i> 15.7	45 <i>Inch</i> 17.7	90 <i>Inch</i> 35.4	30.0	0.32	<b>1.167,00</b>

**PIANO COTTURA ELETTRICO 2 PIASTRE QUADRE FREESTANDING SU VANO APERTO**



2 SQUARE ERMETIC ELECTRIC HOT PLATES FREESTANDING ON OPEN CABINET

	Code	Model	Tot. kW	Hz	V	kW	Length cm	Depth cm	Height cm	Kg	m³	€
	 <b>716112</b>	PCM8FE7	5,2	50-60	400 2N ~	Top power kW - Btu/h 5,2 - 17.061	80 <i>Inch</i> 31.5	45 <i>Inch</i> 17.7	90 <i>Inch</i> 35.4	30.5	0.51	<b>1.626,00</b>

**CUCINE IN VETROCERAMICA MOSAICO | MOSAICO CERAMIC GLASS COOKERS**

**PIANO COTTURA ELETTRICO IN VETROCERAMICA 2 ZONE RISCALDANTI FREESTANDING SU VANO APERTO**


2 HOT ZONES ELECTRIC GLASS CERAMIC BOILING TOP FREESTANDING ON OPEN CABINET

	Code	Model	Tot. kW	Hz	V	kW	Length cm	Depth cm	Height cm	Kg	m³	€
						Top power kW - Btu/h 4,3 - 13.649	Inch 31.5	Inch 17.7	Inch 35.4			
	<b>716115</b>	PCCM8FE7	4,3	50-60	400 2N ~					41.0	0.51	<b>2.182,00</b>

**PIANI INDUZIONE MOSAICO | MOSAICO INDUCTION COOKERS**

**PIANO COTTURA INDUZIONE 2 ZONE RISCALDANTI FREESTANDING SU VANO APERTO**

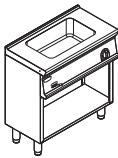

2 HOT ZONES INDUCTION BOILING TOP FREESTANDING ON OPEN CABINET



Code	Model	Tot. kW	Hz	V	Lengh cm	Depth cm	Height cm	Kg	m³	€
<b>716117</b>	PINM8FE7	7	50-60	400 3 ~	80 <i>Inch</i> 31.5	45 <i>Inch</i> 17.7	90 <i>Inch</i> 35.4	46.1	0.51	<b>6.436,00</b>

**BAGNOMARIA MOSAICO | MOSAICO BAIN-MARIE**

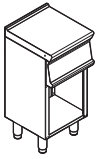
**BAGNOMARIA ELETTRICO GN1/1 FREESTANDING SU VANO APERTO**  
FREESTANDING GN1/1 ELECTRIC BAIN-MARIE ON OPEN CABINET

	Code	Model	Tot. kW	Hz	V	Length cm	Depth cm	Height cm	Kg	m³	€
	 <b>716118</b>	BMM8FE7	1,3	50-60	230 1 ~	80 <i>Inch</i> 31.5	45 <i>Inch</i> 17.7	90 <i>Inch</i> 35.4	41.0	0.51	<b>1.414,00</b>

**PIANI MOSAICO | MOSAICO TOPS**

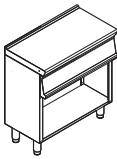
**PIANO NEUTRO SU VANO APERTO**

WORK TOP ON OPEN CABINET

	Code	Model	Lengh cm	Depth cm	Height cm	Kg	m³	€
	<b>716113</b>	PNM4FL7	40	45	90	21.5	0.32	<b>637,00</b>
			<i>Inch</i> 15.7	<i>Inch</i> 17.7	<i>Inch</i> 35.4			

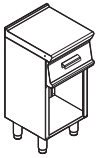
**PIANO NEUTRO SU VANO APERTO**

WORKTOP ON OPEN CABINET

	Code	Model	Lengh cm	Depth cm	Height cm	Kg	m³	€
	<b>716114</b>	PNM8FL7	80	45	90	34.5	0.51	<b>840,00</b>
			<i>Inch</i> 31.5	<i>Inch</i> 17.7	<i>Inch</i> 35.4			


**PIANO NEUTRO CON CASSETTO SU VANO APERTO**

WORK TOP WITH DRAWER ON OPEN CABINET

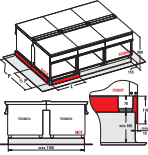
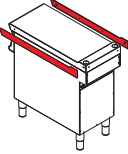
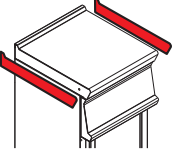
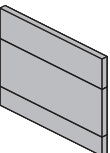
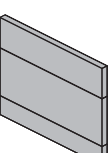

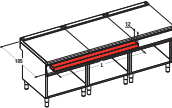

	Code	Model	Lengh cm	Depth cm	Height cm	Kg	m³	€
	<b>716119</b>	PNCM4FL7	40	45	90	42.0	0.32	<b>827,00</b>
			<i>Inch</i> 15.7	<i>Inch</i> 17.7	<i>Inch</i> 35.4			

**PIANO NEUTRO CON CASSETTO SU VANO APERTO**

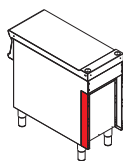
WORK TOP WITH DRAWER ON OPEN CABINET

	Code	Model	Lengh cm	Depth cm	Height cm	Kg	m³	€
	<b>716120</b>	PNCM8FL7	80	45	90	43.5	0.51	<b>1.014,00</b>
			<i>Inch</i> 31.5	<i>Inch</i> 17.7	<i>Inch</i> 35.4			

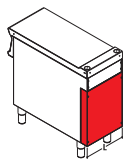
**ACCESSORI | ACCESSORIES**

	<b>Code</b>	<b>Description</b>	<b>€</b>
	<b>399578</b>	<b>COMPLETAMENTO PER ISOLA SU ZOCCOLO (KIT-PIEDINI H=70 MM)</b> FEET KIT H=70MM/2,7INCH FOR SOCKET INSTALLATION	<b>106,00</b>
	<b>Code</b>	<b>Description</b>	<b>€</b>
	<b>799506</b>	<b>COPPIA ELEMENTI DI CHIUSURA</b> CLOSING ELEMENTS (2 PCS)	<b>78,00</b>
	<b>Code</b>	<b>Description</b>	<b>€</b>
	<b>719007</b>	<b>COPPIA ELEMENTI DI CHIUSURA T74_L45</b> PAIR OF END ELEMENTS T74_L45	<b>74,00</b>
	<b>Code</b>	<b>Description</b>	<b>€</b>
	<b>719016</b>	<b>FIANCONE ISOLA T74+T74</b> SIDE PANEL T74+T74 ISLAND	<b>454,00</b>
	<b>719017</b>	<b>FIANCONE ISOLA MOSAICO 74</b> SIDE PANEL MOSAICO74 ISLAND	<b>402,00</b>
	<b>Code</b>	<b>Description</b>	<b>€</b>
	<b>319020</b>	<b>FIANCONE ISOLA T74+T790</b> SIDE PANEL T74+790 ISLAND	<b>474,00</b>
	<b>Code</b>	<b>Description</b>	<b>€</b>
	<b>399525</b>	<b>KIT SUPPORTO PONTE L=40CM</b> BRIDGE SYSTEM SUPPORTS L=40CM	<b>131,00</b>
	<b>399526</b>	<b>KIT SUPPORTO PONTE L=80CM</b> BRIDGE SYSTEM SUPPORTS L=80CM	<b>165,00</b>
	<b>399527</b>	<b>KIT SUPPORTO PONTE L=120CM</b> BRIDGE SYSTEM SUPPORTS L=120CM	<b>220,00</b>
	<b>399528</b>	<b>KIT SUPPORTO PONTE L=160CM</b> BRIDGE SYSTEM SUPPORTS L=160CM	<b>336,00</b>
	<b>Code</b>	<b>Description</b>	<b>€</b>
	<b>399521</b>	<b>PIANO PORZIONATORE FRONTALE L=40CM</b> FRONT PLATE SHELF L=40CM	<b>215,00</b>
	<b>399522</b>	<b>PIANO PORZIONATORE FRONTALE L=80CM</b> FRONT PLATE SHELF L=80CM	<b>242,00</b>
	<b>399523</b>	<b>PIANO PORZIONATORE FRONTALE L=120CM</b> FRONT PLATES HELF L=120CM	<b>283,00</b>
	<b>399524</b>	<b>PIANO PORZIONATORE FRONTALE L=160CM</b> FRONT PLATE SHELF L=160CM	<b>336,00</b>
	<b>Code</b>	<b>Description</b>	<b>€</b>
	<b>319002</b>	<b>PORTINA DESTRA/SINISTRA</b> RIGHT/LEFT DOOR	<b>160,00</b>
	<b>PR_COLORE</b>	<b>SUPPLEMENTO COLORE PER PORTINE E FIANCONI, SU RICHIESTA</b> PRICE SUPPLEMENT FOR COLOUR ON DOORS AND SIDES, ON REQUEST	<b>€</b>

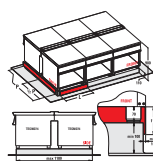
ACCESSORI | ACCESSORIES



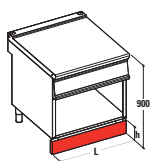
Code	Description	€
<b>799503</b>	<b>TAMPONAMENTO LATERALE PER MODULO FREESTANDING</b> SIDE PANEL FOR CABINET	<b>32,00</b>



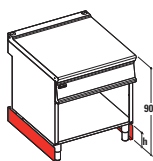
Code	Description	€
<b>719004</b>	<b>TAMPONAMENTO POSTERIORE T74 PER ELEMENTI FREESTANDING L=40CM</b> T74 BACK PANEL FOR FREESTANDING ELEMENTS L=40CM	<b>80,00</b>
<b>719005</b>	<b>TAMPONAMENTO POSTERIORE T74 PER ELEMENTI FREESTANDING L=80CM</b> T74 BACK PANEL FOR FREESTANDING ELEMENTS L=80CM	<b>102,00</b>
<b>719006</b>	<b>TAMPONAMENTO POSTERIORE T74 PER ELEMENTI FREESTANDING L=120CM</b> T74 BACK PANEL FOR FREESTANDING ELEMENTS L=120CM	<b>115,00</b>



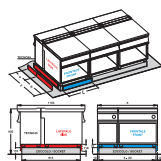
Code	Description	€
<b>319003</b>	<b>ZOCCOLATURA FRONTALE 40CM PER INSTALLAZIONE SU BASAMENTO</b> 40CM FRONTAL STRIPT FOR SOCKET INSTALLATION	<b>116,00</b>
<b>319004</b>	<b>ZOCCOLATURA FRONTALE 80CM PER INSTALLAZIONE SU BASAMENTO</b> 80CM FRONTAL STRIPT FOR SOCKET INSTALLATION	<b>128,00</b>
<b>319005</b>	<b>ZOCCOLATURA FRONTALE 120CM PER INSTALLAZIONE SU BASAMENTO</b> 120CM FRONTAL STRIPT FOR SOCKET INSTALLATION	<b>150,00</b>
<b>319006</b>	<b>ZOCCOLATURA FRONTALE 160CM PER INSTALLAZIONE SU BASAMENTO</b> 160CM FRONTAL STRIPT FOR SOCKET INSTALLATION	<b>181,00</b>



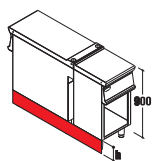
Code	Description	€
<b>399533</b>	<b>ZOCCOLATURA FRONTALE L=40CM - NON INSTALLABILE CON BASI FORNO ELETTRICHE</b> FRONTAL PLINTH L=40CM - NOT SUITABLE FOR ELECTRIC OVEN BASE	<b>116,00</b>
<b>399534</b>	<b>ZOCCOLATURA FRONTALE L=80CM - NON INSTALLABILE CON BASI FORNO ELETTRICHE</b> FRONTAL PLINTH L=80CM - NOT SUITABLE FOR ELECTRIC OVEN BASE	<b>128,00</b>
<b>399535</b>	<b>ZOCCOLATURA FRONTALE L=120CM - NON INSTALLABILE CON BASI FORNO ELETTRICHE</b> FRONTAL PLINTH L=120CM - NOT SUITABLE FOR ELECTRIC OVEN BASE	<b>150,00</b>
<b>399536</b>	<b>ZOCCOLATURA FRONTALE L=160CM - NON INSTALLABILE CON BASI FORNO ELETTRICHE</b> FRONTAL PLINTH L=160CM - NOT SUITABLE FOR ELECTRIC OVEN BASE	<b>181,00</b>
<b>399579</b>	<b>ZOCCOLATURA FRONTALE L=200CM - NON INSTALLABILE CON BASI FORNO ELETTRICHE</b> FRONTAL PLINTH L=200CM - NOT SUITABLE FOR ELECTRIC OVEN BASE	<b>212,00</b>



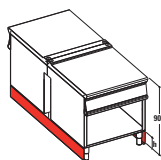
Code	Description	€
<b>799504</b>	<b>ZOCCOLATURA LATERALE (1 COPPIA) - NON INSTALLABILE SU BASI FORNO ELETTRICHE</b> SIDE PLINTH (1 PAIR) - NOT SUITABLE ON ELECTRIC OVEN BASES	<b>208,00</b>



Code	Description	€
<b>719010</b>	<b>ZOCCOLATURA LATERALE (2 PZ) MODULO MOSAICO (45 CM) PER INSTALLAZIONE SU BASAMENTO RIFA</b> SIDE CLOSURE MOSAICO MODULE (2PCS) SOCKET INSTALLATION	<b>181,00</b>
<b>719011</b>	<b>ZOCCOLATURA LATERALE (2 PZ) MODULO MOSAICO (45 CM) T74 PER INSTALLAZIONE SU BASAMENTO RIF.P</b> SIDE CLOSURE MOSAICO ISLAND (2PCS)	<b>232,00</b>

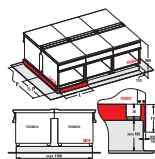


Code	Description	€
<b>719009</b>	<b>ZOCCOLATURA LATERALE PER ISOLA (1 COPPIA)</b> SIDE PLINTH FOR ISLAND (1 PAIR)	<b>232,00</b>
<b>719013</b>	<b>ZOCCOLATURA LATERALE PER ISOLA (1 COPPIA)</b> SIDE PLINTH FOR ISLAND (1 PAIR)	<b>232,00</b>

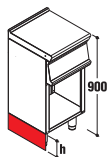


Code	Description	€
<b>799505</b>	<b>ZOCCOLATURA LATERALE PER ISOLA (1 COPPIA) - NON INSTALLABILE SU BASI FORNO ELETTRICHE</b> SIDE PLINTH FOR ISLAND (1 PAIR) - NOT SUITABLE ON ELECTRIC OVEN BASES	<b>259,00</b>

**ACCESSORI | ACCESSORIES**



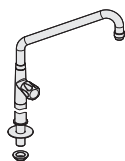
Code	Description	€
<b>719002</b>	<b>ZOCCOLATURA LATERALE T74(1 MODULO) PER INSTALLAZIONE SU BASAMENTO RIF.B</b> SIDE PANELS FOR T74 (1 MODULE)	<b>208,00</b>
<b>719003</b>	<b>ZOCCOLATURA LATERALE T74(2 MODULI) PER INSTALLAZIONE SU BASAMENTO</b> SIDE PANELS FOR T74 ISLAND (2MODULES)	<b>259,00</b>



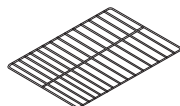
Code	Description	€
<b>719008</b>	<b>ZOCCOLO LATERALE (2PZ) MODULO MOSAICO</b> SIDE SOCKET (2PCS) MOSAICO MODULE	<b>181,00</b>



**ACCESSORI CUCINE A GAS | GAS COOKERS ACCESSORIES**

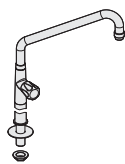


Code	Description	€
<b>399516</b>	<b>COLONNINA ACQUA ORIENTABILE</b> WATER TAP WITH SWIVEL ARM	<b>364,00</b>

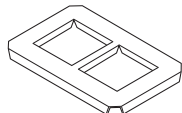


Code	Description	€
<b>220590</b>	<b>GRIGLIA EXTRA FORNO GN2/1 (53X63CM)</b> EXTRA GRID FOR GN2/1 OVEN (53X63CM)	<b>33,00</b>
<b>220595</b>	<b>GRIGLIA FORNO EXTRA FULLSIZE (88X62CM)</b> EXTRA GRID FOR FULLSIZE OVEN (88X62CM)	<b>66,00</b>
<b>619004</b>	<b>GRIGLIA EXTRA FORNO GN1/1 (53X47CM)</b> EXTRA GRID FOR GN1/1 OVEN (53X47CM)	<b>33,00</b>
<b>619006</b>	<b>GRIGLIA EXTRA PER FORNO ELETTRICO VENTILATO FULLSIZE (88X62CM)</b> EXTRA GRID FOR FULLSIZE FAN ASSISTED ELECTRIC OVEN (88X62CM)	<b>66,00</b>

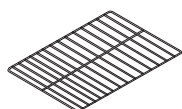
**ACCESSORI CUCINE ELETTRICHE | ELECTRIC COOKERS ACCESSORIES**



Code	Description	€
<b>399516</b>	<b>COLONNINA ACQUA ORIENTABILE</b> WATER TAP WITH SWIVEL ARM	<b>364,00</b>

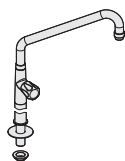


Code	Description	€
<b>620690</b>	<b>CORNICE PIANO PER 2 PIASTRE QUADRE</b> TOP FRAME FOR 2 SQUARE HOT PLATES	<b>95,00</b>

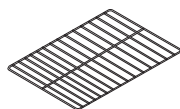


Code	Description	€
<b>220590</b>	<b>GRIGLIA EXTRA FORNO GN2/1 (53X63CM)</b> EXTRA GRID FOR GN2/1 OVEN (53X63CM)	<b>33,00</b>
<b>220595</b>	<b>GRIGLIA FORNO EXTRA FULLSIZE (88X62CM)</b> EXTRA GRID FOR FULLSIZE OVEN (88X62CM)	<b>66,00</b>
<b>619004</b>	<b>GRIGLIA EXTRA FORNO GN1/1 (53X47CM)</b> EXTRA GRID FOR GN1/1 OVEN (53X47CM)	<b>33,00</b>
<b>619006</b>	<b>GRIGLIA EXTRA PER FORNO ELETTRICO VENTILATO FULLSIZE (88X62CM)</b> EXTRA GRID FOR FULLSIZE FAN ASSISTED ELECTRIC OVEN (88X62CM)	<b>66,00</b>

**ACCESSORI CUCINE IN VETROCERAMICA** | GLASS CERAMIC COOKERS ACCESSORIES



Code	Description	€
<b>399516</b>	<b>COLONNINA ACQUA ORIENTABILE</b> WATER TAP WITH SWIVEL ARM	<b>364,00</b>



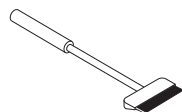
Code	Description	€
<b>220590</b>	<b>GRIGLIA EXTRA FORNO GN2/1 (53X63CM)</b> EXTRA GRID FOR GN2/1 OVEN (53X63CM)	<b>33,00</b>
<b>619004</b>	<b>GRIGLIA EXTRA FORNO GN1/1 (53X47CM)</b> EXTRA GRID FOR GN1/1 OVEN (53X47CM)	<b>33,00</b>

**ACCESSORI FRY TOP | GRIDDLES ACCESSORIES**



Code	Description
<b>120597</b>	<b>RASCHIETTO - KIT LAMA RICAMBIO (10PZ)</b> SCRAPER BLADES (10PCS)

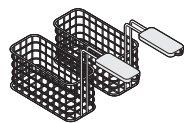
€  
**24,00**



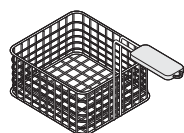
Code	Description
<b>120595</b>	<b>RASCHIETTO PER PULIZIA FRY TOP</b> SCRAPER FOR THE GRIDDLE CLEANING

€  
**36,00**

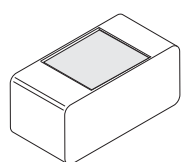
**ACCESSORI FRIGGITRICI | FRYERS ACCESSORIES**



Code	Description	€
<b>120690</b>	<b>CESTELLO EXTRA (2 PZ) PER FRIGGITRICI 8LT - DIM. CM (10.5X26.5X10.5H)</b> BASKETS - EXTRA (2 PCS) FOR 8LT FRYERS- DIM. CM (10.5X26.5X10.5H)	<b>91,00</b>
<b>220650</b>	<b>CESTELLO EXTRA (2 PZ) PER FRIGGITRICI 13/14 LT - DIM. CM (10.5X29.5X12H)</b> BASKETS EXTRA (2 PCS) FOR 13/14LT FRYERS- DIM. CM (10.5X29.5X12H)	<b>89,00</b>
<b>799509</b>	<b>CESTELLO EXTRA (2 PZ) PER FRIGGITRICI 17 LT- DIM. CM (14X29.5X12H)</b> BASKET EXTRA (2PCS) FOR 17LT FRYERS- DIM. CM (14X29.5X12H)	<b>140,00</b>



Code	Description	€
<b>120575</b>	<b>CESTELLO EXTRA PER FRIGGITRICI 8LT</b> EXTRA BASKET FOR 8LT FRYERS	<b>39,00</b>
<b>220620</b>	<b>CESTELLO EXTRA PER FRIGGITRICI 13 E 14LT- DIM. CM (21.5X29.5X12H)</b> EXTRA BASKET FOR 13 AND 14LT FRYERS- DIM. CM (21.5X29.5X12H)	<b>50,00</b>
<b>799508</b>	<b>CESTELLO EXTRA PER FRIGGITRICI 17LT- DIM. CM (28.5X29.5X12H)</b> BASKET EXTRA FOR 17LT FRYERS- DIM. CM (28.5X29.5X12H)	<b>83,00</b>



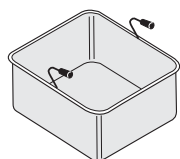
Code	Description	€
<b>799507</b>	<b>VASCA RACCOGLI OLIO EXTRA PER FRIGGITRICI 8+8LT, 13LT, 17LT</b> EXTRA OIL DRAINING TANK FOR 8+8LT, 13LT, 17LT FRYERS	<b>194,00</b>

**ACCESSORI GRIGLIE | GRILLS ACCESSORIES**

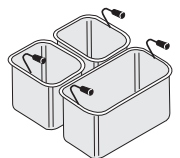


Code	Description	€
<b>719012</b>	<b>GRIGLIA 1/2 CARNE E 1/2 PESCE PER GR8FG7 - DIM. CM (43.4X77.8)</b> GRID FOR MEAT(1/2) AND FISH(1/2) FOR GR8FG7- DIM. CM (43.4X77.8)	<b>381,00</b>
<b>719014</b>	<b>GRIGLIA PESCE PER GR4FG7- DIM. CM (43.4X37.8)</b> GRID FOR FISH FOR GR4FG7- DIM. CM (43.4X37.8)	<b>277,00</b>
<b>719015</b>	<b>GRIGLIA PESCE PER GR8FG7- DIM. CM (43.4X77.8)</b> GRID FOR FISH FOR GR8FG7- DIM. CM (43.4X77.8)	<b>292,00</b>

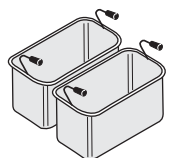
**ACCESSORI CUOCIPASTA | PASTA COOKERS ACCESSORIES**



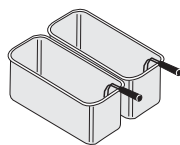
Code	Description	€
<b>120635</b>	<b>CESTELLO 1 X GN2/3 PER CUOCIPASTA- DIM. CM (29X29X20H)</b> BASKET 1 X GN2/3 FOR PASTA COOKER- DIM. CM (29X29X20H)	<b>167,00</b>



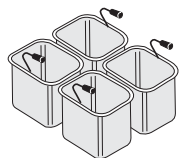
Code	Description	€
<b>120660</b>	<b>CESTELLO 1XGN1/3 + 2 XGN1/6 PER CUOCIPASTA-DIM. CM (29X16X20H)   (14X14X20H)</b> BASKET 1 X GN1/3 2 X GN1/6 FOR PASTA COOKER-DIM. CM (29X16X20H)   (14X14X20H)	<b>289,00</b>



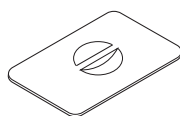
Code	Description	€
<b>120620</b>	<b>CESTELLO 2 PZ X GN1/3 PER CUOCIPASTA-DIM. CM (29X16X20H)</b> BASKET 2 PCS X GN1/3 FOR PASTA COOKER-DIM. CM (29X16X20H)	<b>254,00</b>



Code	Description	€
<b>120700</b>	<b>CESTELLO 2 X GN2/6 PER CUOCIPASTA-DIM. CM (14.5X29X20H)</b> BASKET 2X GN2/6 SET FOR PASTA COOKER-DIM. CM (14.5X29X20H)	<b>254,00</b>

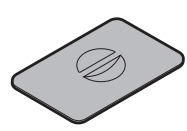


Code	Description	€
<b>120625</b>	<b>CESTELLO 4 PZ X GN1/6 PER CUOCIPASTA-DIM. CM (14X14X20H)</b> BASKET 4 PCS X GN1/6 FOR PASTA COOKER-DIM. CM (14X14X20H)	<b>325,00</b>



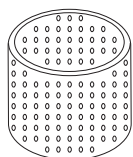
Code	Description	€
<b>120652</b>	<b>COPERCHIO GN2/3 PER CUOCIPASTA</b> GN2/3 LID FOR PASTA COOKER	<b>39,00</b>

**ACCESSORI BAGNOMARIA** | BAINMARIE ACCESSORIES

	<b>Code</b> <b>120650</b>	<b>Description</b> <b>COPERCHIO GN1/1</b> GN1/1 LID	<b>€</b> <b>42,00</b>
	<b>Code</b> <b>120580</b>	<b>Description</b> <b>FALSOFONDO GN1/1 PER BAGNOMARIA</b> GN1/1 FALSE BOTTOM FOR BAIN-MARIE	<b>€</b> <b>33,00</b>

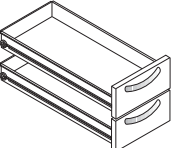
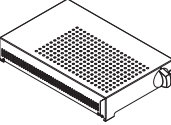
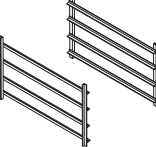



**ACCESSORI PENTOLE** | BOILING PANS ACCESSORIES

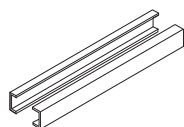


Code	Description	€
<b>619007</b>	<b>CESTO PASTA PER PENTOLA 50LT - DIAMETRO FORI 3MM - 0.12 INCH</b> PASTA BASKET FOR 50LT BOILING PAN - HOLES DIAMETER 3MM - 0.12 INCH	<b>489,00</b>
<b>619008</b>	<b>CESTO VERDURE PER PENTOLA 50LT - DIAMETRO FORI 5MM - 0.20 INCH</b> VEGETABLES BASKET FOR 50LT BOILING PAN -HOLES DIAMETER 5MM - 0.20INCH	<b>489,00</b>

**ACCESSORI PIANI E BASI | TOPS AND BASES ACCESSORIES**

	<b>Code</b>  <b>719001</b>	<b>Description</b> <b>COPPIA CASSETTI GN1/1 NON POSIZIONABILE SU ELEMENTO RISCALDANTE - ALTEZZA 12CM</b> PAIR OF GN1/1 DRAWERS NOT TO PLACE ON HEATING ELEMENTS - HEIGHT 12CM	<b>€</b>  <b>497,00</b>
	<b>Code</b>  <b>116055</b>	<b>Description</b> <b>ELEMENTO RISCALDANTE PER VANO 230/1 V-50/60 HZ - 1.3 KW - DIM. CM (32X54X9.5H)</b> BASE HEATER FOR CABINET 230/1 V-50/60 HZ - 1.3 KW - DIM. CM (32X54X9.5H)	<b>€</b>  <b>246,00</b>
	<b>Code</b>  <b>799502</b>	<b>Description</b> <b>KIT GUIDE GN1/1 PER BASI - NO VANI FREESTANDING</b> GN1/1 RUNNERS KIT FOR BASES - NOT FOR FREESTANDING ELEMENTS	<b>€</b>  <b>109,00</b>
	<b>Code</b>  <b>399529</b>	<b>Description</b> <b>KIT RUOTE (2 CON FRENI)</b> CASTORS KIT (2 WITH BRAKES)	<b>€</b>  <b>249,00</b>

**ACCESSORI BASI REFRIGERATE** | REFRIGERATED BASES ACCESSORIES

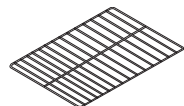


**Code**  
**9022**

**Description**

**COPPIA GUIDE GN1/1 PER BASI REFRIGERATE**  
 PAIR OF GN1/1 RUNNERS FOR REFRIGERATED BASES

**€**  
**29,00**



**Code**  
**9023**

**Description**

**GRIGLIA GN1/1 PER BASI REFRIGERATE**  
 GN1/1 GRID FOR REFRIGERATED BASES

**€**  
**44,00**

**ACCESSORI BAGNOMARIA MOSAICO** | MOSAICO BAIN-MARIE ACCESSORIES

	<b>Code</b> <b>120650</b>	<b>Description</b> <b>COPERCHIO GN1/1</b> GN1/1 LID	<b>€</b> <b>42,00</b>
	<b>Code</b> <b>120580</b>	<b>Description</b> <b>FALSOFONDO GN1/1 PER BAGNOMARIA</b> GN1/1 FALSE BOTTOM FOR BAIN-MARIE	<b>€</b> <b>33,00</b>

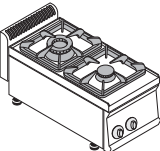
# Tecno 70

Tecno 70




## CUCINE A GAS | GAS COOKERS


### PIANO COTTURA GAS 2 FUOCHI CON GRIGLIE IN GHISA TOP 2 BURNERS GAS BOILING TOP

	Code	Model	Tot. kW	kW	Length cm	Depth cm	Height cm	Kg	m³	€
	613001	PC35G7	10,5	1x7,2+1x3,3  Top power kW - Btu/h 10,5 - 34.121	35  Inch 13.8	70  Inch 27.6	28  Inch 11.0	27.8	0.17	<b>48H</b> 957,00

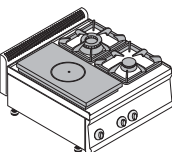
### PIANO COTTURA GAS 4 FUOCHI CON GRIGLIE IN GHISA TOP 4 BURNERS GAS BOILING TOP

	Code	Model	Tot. kW	kW	Length cm	Depth cm	Height cm	Kg	m³	€
	613002	PC70G7	19,5	1x7,2+1x3,3+2x4,5  Top power kW - Btu/h 19,5 - 64.831	70  Inch 27.6	70  Inch 27.6	28  Inch 11.0	48.7	0.33	<b>48H</b> 1.467,00

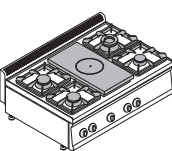
### PIANO COTTURA GAS 6 FUOCHI TOP 6 BURNERS GAS BOILING TOP

	Code	Model	Tot. kW	kW	Length cm	Depth cm	Height cm	Kg	m³	€
	613003	PC105G7	30	2x7,2+2x3,3+2x4,5  Top power kW - Btu/h 30 - 102.364	105  Inch 41.3	70  Inch 27.6	28  Inch 11.0	77.0	0.47	<b>48H</b> 1.991,00

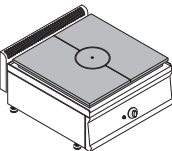
### PIANO COTTURA GAS 2 FUOCHI CON GRIGLIE IN GHISA E PIASTRA RISCALDANTE TOP 2 BURNERS GAS BOILING TOP WITH HOTPLATE

	Code	Model	Tot. kW	kW	Length cm	Depth cm	Height cm	Kg	m³	€
	613004	PCP70G7	15	1x7,2+1x3,3  Top power kW - Btu/h 15 - 51.182	70  Inch 27.6	70  Inch 27.6	28  Inch 11.0	69.0	0.33	1.846,00

### PIANO COTTURA GAS 4 FUOCHI CON GRIGLIE IN GHISA E PIASTRA RISCALDANTE TOP 4 BURNERS GAS BOILING TOP WITH HOTPLATE

	Code	Model	Tot. kW	kW	Length cm	Depth cm	Height cm	Kg	m³	€
	613005	PCP105G7	22,8	1x7,2+2x3,3+1x4,5  Top power kW - Btu/h 22,8 - 75.067	105  Inch 41.3	70  Inch 27.6	28  Inch 11.0	91.0	0.47	2.376,00



### PIANO COTTURA TUTTAPIASTRA A GAS TOP GAS SOLID TOP

	Code	Model	Tot. kW	kW	Length cm	Depth cm	Height cm	Kg	m³	€
	613006	PPC70G7	9	Top power kW - Btu/h 9 - 30.709	70  Inch 27.6	70  Inch 27.6	28  Inch 11.0	74.0	0.33	1.771,00

**CUCINE A GAS | GAS COOKERS**



**PIANO COTTURA GAS 4 FUOCHI FREESTANDING SU VANO APERTO**

4 BURNERS FREESTANDING GAS BOILING TOP ON OPEN CABINET

	Code	Model	Tot. kW	kW	Lengh cm	Depth cm	Height cm	Kg	m³	€
	<b>613036</b>	PC70G7A	19,5	1x7,2+1x3,3+2x4,5	70	70	85	75.0	0.70	<b>1.758,00</b>
				Top power kW - Btu/h 19,5 - 64.831	Inch 27.6	Inch 27.6	Inch 33.5			



**PIANO COTTURA GAS 6 FUOCHI FREESTANDING SU VANO APERTO**

6 BURNERS FREESTANDING GAS BOILING TOP ON OPEN CABINET

	Code	Model	Tot. kW	kW	Lengh cm	Depth cm	Height cm	Kg	m³	€
	<b>613037</b>	PC105G7A	30	2x7,2+2x3,3+2x4,5	105	70	85	103.0	0.99	<b>2.318,00</b>
				Top power kW - Btu/h 30 - 102.364	Inch 41.3	Inch 27.6	Inch 33.5			



**CUCINA GAS 4 FUOCHI CON GRIGLIE IN GHISA SU FORNO ELETTRICO STATICO GN2/1 CON 1 GRIGLIA**

4 BURNERS GAS BOILING TOP ON GN2/1 ELECTRIC STATIC OVEN WITH 1 GRID

	Code	Model	Tot. kW	Hz	V	kW	Lengh cm	Depth cm	Height cm	Kg	m³	€
	<b>613007</b>	PF70G7	19,5 + 4,7	50-60	400 3N ~	1x7,2+1x3,3+2x4,5	70	70	85	109.5	0.70	<b>3.034,00</b>
						Oven power kW 4,7 Top power kW - Btu/h 19,5 - 64.831	Inch 27.6	Inch 27.6	Inch 33.5			



**CUCINA GAS 4 FUOCHI CON GRIGLIE IN GHISA SU FORNO STATICO GAS GN2/1 E 1 GRIGLIA**

4 BURNERS GAS BOILING TOP ON GN2/1 GAS STATIC OVEN AND 1 GRID

	Code	Model	Tot. kW	kW	Lengh cm	Depth cm	Height cm	Kg	m³	€
	<b>613011</b>	PF70GG7	26,5	1x7,2+1x3,3+2x4,5	70	70	85	112.0	0.69	<b>2.847,00</b>
				Oven power kW 7 Top power kW - Btu/h 19,5 - 64.831	Inch 27.6	Inch 27.6	Inch 33.5			

**CUCINA GAS 4 FUOCHI CON FORNO ELETTRICO CONVEZIONE GN1/1 E 1 GRIGLIA**



4 BURNERS GAS BOILING TOP ON GN1/1 CONVECTION ELECTRIC OVEN AND 1 GRID

	Code	Model	Tot. kW	Hz	V	kW	Lengh cm	Depth cm	Height cm	Kg	m³	€
	<b>613017</b>	PF70V7	19,5 + 5	50-60	400 2N ~	1x7,2+1x3,3+2x4,5	70	70	85	112.0	0.70	<b>3.206,00</b>
						Oven power kW 5 Top power kW - Btu/h 19,5 - 64.831	Inch 27.6	Inch 27.6	Inch 33.5			

## CUCINE A GAS | GAS COOKERS

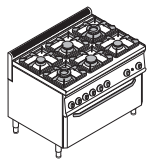

### CUCINA GAS 6 FUOCHI CON FORNO ELETTRICO STATICO GN2/1 CON 1 GRIGLIA

6 BURNERS GAS BOILING TOP ON GN2/1 ELECTRIC STATIC OVEN WITH 1 GRID

		<b>Code</b>  <b>613008</b>	<b>Model</b>  PF105G7	<b>Tot. kW</b>	<b>Hz</b>	<b>V</b>	<b>kW</b>	<b>Length</b> cm	<b>Depth</b> cm	<b>Height</b> cm	<b>Kg</b>	<b>m³</b>	<b>€</b>  <b>3.775,00</b>
				30 + 4,7	50-60	400 3N ~	2x7,2+2x3,3+2x4,5	105	70	85	150.0	0.99	
							<b>Oven power</b> kW 4,7	Inch 41.3	Inch 27.6	Inch 33.5			
							<b>Top power</b> kW - Btu/h 30 - 102.364						

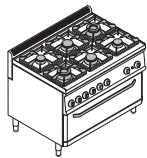

### CUCINA GAS 6 FUOCHI CON FORNO GAS STATICO FULLSIZE (CM92,5X63X40) E GRILL ELETTRICO CON 1 GRIGLIA

6 BURNERS GAS BOILING TOP ON FULLSIZE (CM92,5X63X40) GAS STATIC OVEN AND ELECTRIC GRILL WITH 1 GRID

		<b>Code</b>  <b>613009</b>	<b>Model</b>  PFX105GGE7	<b>Tot. kW</b>	<b>Hz</b>	<b>V</b>	<b>kW</b>	<b>Length</b> cm	<b>Depth</b> cm	<b>Height</b> cm	<b>Kg</b>	<b>m³</b>	<b>€</b>  <b>4.118,00</b>
				37 + 3	50-60	230 1 ~	2x7,2+2x3,3+2x4,5	105	70	85	165.0	0.99	
							<b>Oven power</b> kW 7 + 3(grill)	Inch 41.3	Inch 27.6	Inch 33.5			
							<b>Top power</b> kW - Btu/h 30 - 102.364						

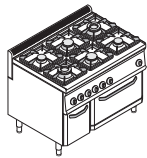

### CUCINA GAS 6 FUOCHI CON FORNO ELETTRICO STATICO FULLSIZE (CM92,5X63X40) CON 1GRIGLIA

6 BURNERS GAS BOILING TOP ON FULLSIZE (CM92,5X63X40) ELECTRIC STATIC OVEN WITH 1 GRID

		<b>Code</b>  <b>613010</b>	<b>Model</b>  PFX105G7	<b>Tot. kW</b>	<b>Hz</b>	<b>V</b>	<b>kW</b>	<b>Length</b> cm	<b>Depth</b> cm	<b>Height</b> cm	<b>Kg</b>	<b>m³</b>	<b>€</b>  <b>4.118,00</b>
				30 + 6,3	50-60	400 3N ~	2x7,2+2x3,3+2x4,5	105	70	85	156.2	0.99	
							<b>Oven power</b> kW 6,3	Inch 41.3	Inch 27.6	Inch 33.5			
							<b>Top power</b> kW - Btu/h 30 - 102.364						

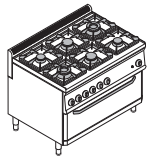

### CUCINA GAS 6 FUOCHI CON FORNO GAS STATICO GN2/1 E 1 GRIGLIA

6 BURNERS GAS BOILING TOP ON GN2/1 GAS STATIC OVEN AND 1 GRID

		<b>Code</b>  <b>613014</b>	<b>Model</b>  PF105GG7	<b>Tot. kW</b>	<b>kW</b>	<b>Length</b> cm	<b>Depth</b> cm	<b>Height</b> cm	<b>Kg</b>	<b>m³</b>	<b>€</b>  <b>3.653,00</b>
				37	2x7,2+2x3,3+2x4,5	105	70	85	153.0	0.99	
					<b>Oven power</b> kW 7	Inch 41.3	Inch 27.6	Inch 33.5			
					<b>Top power</b> kW - Btu/h 30 - 102.364						

### CUCINA GAS 6 FUOCHI CON FORNO GAS STATICO FULLSIZE (CM92,5X63X30) CON 1 GRIGLIA

6 BURNERS GAS BOILING TOP ON FULLSIZE (CM92,5X63X30) GAS STATIC OVEN WITH 1 GRID



		<b>Code</b>  <b>613016</b>	<b>Model</b>  PFX105GG7	<b>Tot. kW</b>	<b>kW</b>	<b>Length</b> cm	<b>Depth</b> cm	<b>Height</b> cm	<b>Kg</b>	<b>m³</b>	<b>€</b>  <b>3.910,00</b>
				37	2x7,2+2x3,3+2x4,5	105	70	85	158.0	0.99	
					<b>Oven power</b> kW 7	Inch 41.3	Inch 27.6	Inch 33.5			
					<b>Top power</b> kW - Btu/h 30 - 102.364						



**CUCINE A GAS | GAS COOKERS**



**CUCINA GAS 6 FUOCHI CON FORNO ELETTRICO CONVEZIONE GN1/1 E 1 GRIGLIA**

6 BURNERS GAS BOILING TOP ON GN1/1 CONVECTION ELECTRIC OVEN AND 1 GRID

		Code	Model	Tot. kW	Hz	V	kW	Lengh cm	Depth cm	Height cm	Kg	m³	€
				30 + 5	50-60	400 2N ~	2x7,2+2x3,3+2x4,5	105	70	85	150.0	0.99	
							Oven power kW 5	Inch 41.3	Inch 27.6	Inch 33.5			
							Top power kW - Btu/h 30 - 102.364						



**CUCINA GAS 6 FUOCHI SU FORNO ELETTRICO CONVEZIONE FULLSIZE (CM93X62,5X40) CON 1 GRIGLIA**

6 BURNERS GAS BOILING TOP ON FULLSIZE (CM92,5X63X40) ELECTRIC CONVECTION OVEN WITH 1 GRID

		Code	Model	Tot. kW	Hz	V	kW	Lengh cm	Depth cm	Height cm	Kg	m³	€
		<b>613083</b>	PFX105V7	30 + 5	50-60	400 2N ~	2x7,2+2x3,3+2x4,5	105	70	85	152.0	0.99	<b>4.347,00</b>
							Oven power kW 5	Inch 41.3	Inch 27.6	Inch 33.5			
							Top power kW - Btu/h 30 - 102.364						

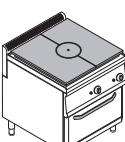

**CUCINA GAS 2 FUOCHI CON PIASTRA RISCALDANTE E FORNO STATICO GAS GN2/1 CON 1 GRIGLIA**

2 BURNERS GAS BOILING TOP RANGE WITH CAST IRON GRIDS AND HOTPLATE ON GN2/1 GAS STATIC OVEN WITH 1 GRID

		Code	Model	Tot. kW	kW	Lengh cm	Depth cm	Height cm	Kg	m³	€
				22	1x7,2+1x3,3	70	70	85	129.0	0.70	
					Oven power kW 7	Inch 27.6	Inch 27.6	Inch 33.5			
					Top power kW - Btu/h 15 - 51.182						
		613012	PFP70GG7								3.286,00



**CUCINA GAS TUTTAPIASTRA CON FORNO STATICO GAS GN2/1 CON 1 GRIGLIA**

GAS SOLID BOILING TOP ON GN2/1 GAS STATIC OVEN WITH 1 GRID

		Code	Model	Tot. kW	kW	Lengh cm	Depth cm	Height cm	Kg	m³	€
		613013	PPF70GG7	16	Oven power kW 7 Top power kW - Btu/h 9 - 30.709	70 Inch 27.6	70 Inch 27.6	85 Inch 33.5	133.0	0.70	2.975,00

**CUCINA GAS 4 FUOCHI CON PIASTRA RISCALDANTE E FORNO GAS STATICO GN2/1 CON 1 GRIGLIA**

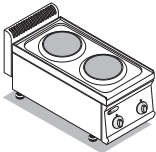

4 BURNERS GAS BOILING TOP WITH HOTPLATE ON GN2/1 GAS STATIC OVEN WITH 1 GRID

		Code	Model	Tot. kW	kW	Lengh cm	Depth cm	Height cm	Kg	m³	€
		613015	PFP105GG7	29,8	1x7,2+2x3,3+1x4,5	105	70	85	166.0	0.99	4.042,00
				Oven power kW 7	Inch 41.3	Inch 27.6	Inch 33.5				
				Top power kW - Btu/h 22,8 - 75.067							

## CUCINE ELETTRICHE | ELECTRIC COOKERS

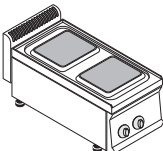
### PIANO COTTURA ELETTRICO 2 PIASTRE TONDE ERMETICHE TOP

2 ROUND ERMETIC HOT PLATES ELECTRIC BOILING TOP

	Code	Model	Tot. kW	Hz	V	kW	Lengh cm	Depth cm	Height cm	Kg	m³	€
	<b>616004</b>	PCR35E7	5,2	50-60	400 2N ~	<b>Top power</b> kW - Btu/h 5,2 - 17.061	35 Inch 13.8	70 Inch 27.6	28 Inch 11.0	20.0	0.17	 <b>827,00</b>

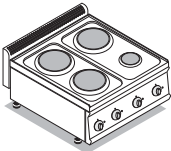
### PIANO COTTURA ELETTRICO 2 PIASTRE QUADRE ERMETICHE TOP

2 SQUARE ERMETIC HOT PLATES ELECTRIC BOILING TOP

	Code	Model	Tot. kW	Hz	V	kW	Lengh cm	Depth cm	Height cm	Kg	m³	€
	<b>616008</b>	PCS35E7	5,2	50-60	400 2N ~	<b>Top power</b> kW - Btu/h 5,2 - 17.061	35 Inch 13.8	70 Inch 27.6	28 Inch 11.0	24.0	0.17	<b>1.238,00</b>

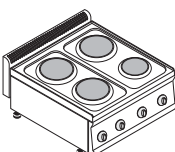

### PIANO COTTURA ELETTRICO 3+1 PIASTRE TONDE ERMETICHE TOP

3+1 ROUND ERMETIC HOT PLATES ELECTRIC BOILING TOP

	Code	Model	Tot. kW	Hz	V	kW	Lengh cm	Depth cm	Height cm	Kg	m³	€
	<b>616005</b>	PCR70E7	9,3	50-60	400 3N ~	<b>Top power</b> kW - Btu/h 9,3 - 30.709	70 Inch 27.6	70 Inch 27.6	28 Inch 11.0	32.0	0.33	<b>1.229,00</b>

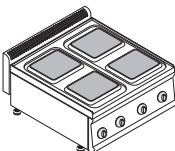

### PIANO COTTURA ELETTRICO 4 PIASTRE TONDE ERMETICHE TOP

4 ROUND ERMETIC HOT PLATES ELECTRIC BOILING TOP

	Code	Model	Tot. kW	Hz	V	kW	Lengh cm	Depth cm	Height cm	Kg	m³	€
	<b>616006</b>	PCR70E7/1	10,4	50-60	400 3N ~	<b>Top power</b> kW - Btu/h 10,4 - 34.121	70 Inch 27.6	70 Inch 27.6	28 Inch 11.0	34.0	0.33	 <b>1.229,00</b>


### PIANO COTTURA ELETTRICO 4 PIASTRE QUADRE ERMETICHE TOP

4 SQUARE ERMETIC HOT PLATES ELECTRIC BOILING TOP

	Code	Model	Tot. kW	Hz	V	kW	Lengh cm	Depth cm	Height cm	Kg	m³	€
	<b>616009</b>	PCS70E7	10,4	50-60	400 3N ~	<b>Top power</b> kW - Btu/h 10,4 - 34.121	70 Inch 27.6	70 Inch 27.6	28 Inch 11.0	42.0	0.33	 <b>2.119,00</b>

### PIANO COTTURA ELETTRICO 6 PIASTRE TONDE ERMETICHE TOP

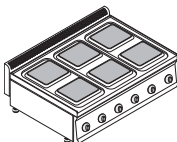
6 ROUND ERMETIC HOT PLATES ELECTRIC BOILING TOP

	Code	Model	Tot. kW	Hz	V	kW	Lengh cm	Depth cm	Height cm	Kg	m³	€
	<b>616007</b>	PCR105E7	15,6	50-60	400 3N ~	<b>Top power</b> kW - Btu/h 15,6 - 51.182	105 Inch 41.3	70 Inch 27.6	28 Inch 11.0	47.4	0.47	<b>1.677,00</b>

**CUCINE ELETTRICHE | ELECTRIC COOKERS**

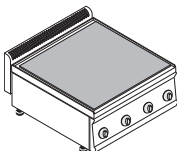
**PIANO COTTURA ELETTRICO 6 PIASTRE QUADRE ERMETICHE TOP**

6 SQUARE ERMETIC HOT PLATES ELECTRIC BOILING TOP

	Code	Model	Tot. kW	Hz	V	kW	Lengh cm	Depth cm	Height cm	Kg	m³	€
	<b>616010</b>	PCS105E7	15,6	50-60	400 3N ~	<b>Top power</b> kW - Btu/h 15,6 - 51.182	105 Inch 41.3	70 Inch 27.6	28 Inch 11.0	55.6	0.47	<b>3.257,00</b>

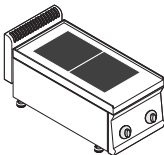
**PIANO COTTURA ELETTRICO TUTTAPIASTRA TOP**

SINGLE PLATE ELECTRIC SOLID TOP

	Code	Model	Tot. kW	Hz	V	kW	Lengh cm	Depth cm	Height cm	Kg	m³	€
	<b>616003</b>	PP70E7	8	50-60	400 3N ~	<b>Top power</b> kW - Btu/h 8 - 27.297	70 Inch 27.6	70 Inch 27.6	28 Inch 11.0	74.4	0.33	<b>2.240,00</b>

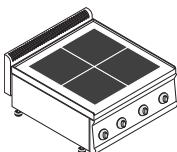
**PIANO COTTURA ELETTRICO 2 PIASTRE QUADRE COMPLANARI**

2 SQUARE COPLANAR HOT PLATES ELECTRIC BOILING TOP

	Code	Model	Tot. kW	Hz	V	kW	Lengh cm	Depth cm	Height cm	Kg	m³	€
	<b>616090</b>	PCU35E7	5	50-60	400 2N ~	<b>Top power</b> kW - Btu/h 5 - 17.061	35 Inch 13.8	70 Inch 27.6	28 Inch 11.0	40.0	0.17	<b>1.263,00</b>

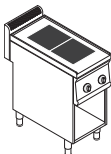
**PIANO COTTURA ELETTRICO 4 PIASTRE QUADRE COMPLANARI**

4 SQUARE COPLANAR HOT PLATES ELECTRIC BOILING TOP

	Code	Model	Tot. kW	Hz	V	kW	Lengh cm	Depth cm	Height cm	Kg	m³	€
	<b>616091</b>	PCU70E7	10	50-60	400 3N ~	<b>Top power</b> kW - Btu/h 10 - 34.121	70 Inch 27.6	70 Inch 27.6	28 Inch 11.0	75.0	0.32	<b>2.070,00</b>


**PIANO COTTURA ELETTRICO 2 PIASTRE QUADRE COMPLANARI SU VANO APERTO**

2 SQUARE COPLANAR HOT PLATES ELECTRIC BOILING TOP FREESTANDING ON OPEN CABINET

	Code	Model	Tot. kW	Hz	V	kW	Lengh cm	Depth cm	Height cm	Kg	m³	€
	<b>616092</b>	PCU35FE7	5	50-60	400 2N ~	<b>Top power</b> kW - Btu/h 5 - 17.061	35 Inch 13.8	70 Inch 27.6	85 Inch 33.5	42.0	0.43	<b>1.492,00</b>


**PIANO COTTURA ELETTRICO 4 PIASTRE QUADRE COMPLANARI SU VANO APERTO**

4 SQUARE COPLANAR HOT PLATES ELECTRIC BOILING TOP FREESTANDING ON OPEN CABINET


	Code	Model	Tot. kW	Hz	V	kW	Lengh cm	Depth cm	Height cm	Kg	m³	€
	<b>616093</b>	PCU70FE7	10	50-60	400 3N ~	<b>Top power</b> kW - Btu/h 10 - 34.121	70 Inch 27.6	70 Inch 27.6	85 Inch 33.5	55.0	0.69	<b>2.313,00</b>

**CUCINE ELETTRICHE | ELECTRIC COOKERS**


**PIANO COTTURA ELETTRICO 6 PIASTRE QUADRE COMPLANARI SU VANO APERTO**  
6 SQUARE COPLANAR HOT PLATES ELECTRIC BOILING TOP FREESTANDING ON OPEN CABINET

	Code	Model	Tot. kW	Hz	V	kW	Lengh cm	Depth cm	Height cm	Kg	m³	€
	<b>616094</b>	PCU105FE7	15	50-60	400 3N ~	Top power kW - Btu/h 15 - 51.182	105 Inch 41.3	70 Inch 27.6	85 Inch 33.5	136.0	0.99	<b>3.378,00</b>


**CUCINA ELETTRICA 3+1 PIASTRE TONDE ERMETICHE SU FORNO ELETTRICO STATICO GN2/1 E1 GRIGLIA**  
3+1 ROUND ERMETIC HOT PLATES ELECTRIC BOILING TOP ON GN2/1 ELECTRIC STATIC OVEN WITH 1 GRID

	Code	Model	Tot. kW	Hz	V	kW	Lengh cm	Depth cm	Height cm	Kg	m³	€
	<b>616014</b>	PFR70E7	14	50-60	400 3N ~	Oven power kW 4,7 Top power kW - Btu/h 9,3 - 30.709	70 Inch 27.6	70 Inch 27.6	85 Inch 33.5	90.0	0.70	<b>2.571,00</b>


**CUCINA ELETTRICA 4 PIASTRE TONDE ERMETICHE SU FORNO ELETTRICO STATICO GN2/1 E 1 GRIGLIA**  
4 ROUND ERMETIC HOT PLATES ELECTRIC BOILING TOP ON GN2/1 ELECTRIC STATIC OVEN WITH 1 GRID

	Code	Model	Tot. kW	Hz	V	kW	Lengh cm	Depth cm	Height cm	Kg	m³	€
	<b>616015</b>	PFR70E7/1	15,1	50-60	400 3N ~	Oven power kW 4,7 Top power kW - Btu/h 10,4 - 34.121	70 Inch 27.6	70 Inch 27.6	85 Inch 33.5	93.2	0.70	<b>2.571,00</b>


**CUCINA ELETTRICA 4 PIASTRE QUADRE ERMETICHE SU FORNO ELETTRICO STATICO GN2/1 E 1 GRIGLIA**  
4 SQUARE ERMETIC HOT PLATES ELECTRIC BOILING TOP ON GN2/1 ELECTRIC STATIC OVEN WITH 1 GRID

	Code	Model	Tot. kW	Hz	V	kW	Lengh cm	Depth cm	Height cm	Kg	m³	€
	<b>616017</b>	PFS70E7	15,1	50-60	400 3N ~	Oven power kW 4,7 Top power kW - Btu/h 10,4 - 34.121	70 Inch 27.6	70 Inch 27.6	85 Inch 33.5	103.5	0.70	<b>3.538,00</b>

**CUCINA ELETTRICA 4 PIASTRE TONDE ERMETICHE SU FORNO ELETTRICO CONVEZIONE GN1/1 CON 1 GRIGLIA**  
4 ROUND ERMETIC ELECTRIC HOT PLATES BOILING TOP ON GN1/1 ELECTRIC CONVECTION OVEN WITH 1 GRID

	Code	Model	Tot. kW	Hz	V	kW	Lengh cm	Depth cm	Height cm	Kg	m³	€
	<b>616073</b>	PFR70V7	14,3	50-60	400 3N ~	Oven power kW 5 Top power kW - Btu/h 9,3 - 30.709	70 Inch 27.6	70 Inch 27.6	85 Inch 33.5	101.0	0.70	<b>2.741,00</b>



**CUCINA ELETTRICA 4 PIASTRE TONDE ERMETICHE SU FORNO ELETTRICO CONVEZIONE GN1/1 CON 1 GRIGLIA**  
4 ROUND ERMETIC ELECTRIC HOT PLATES BOILING TOP ON GN1/1 ELECTRIC CONVECTION OVEN WITH 1 GRID

	Code	Model	Tot. kW	Hz	V	kW	Lengh cm	Depth cm	Height cm	Kg	m³	€
	<b>616074</b>	PFR70V7/1	15,4	50-60	400 3N ~	Oven power kW 5 Top power kW - Btu/h 10,4 - 34.121	70 Inch 27.6	70 Inch 27.6	85 Inch 33.5	101.0	0.78	<b>48H 2.741,00</b>

**CUCINE ELETTRICHE | ELECTRIC COOKERS**



**CUCINA ELETTRICA 4 PIASTRE QUADRE ERMETICHE SU FORNO ELETTRICO CONVEZIONE GN1/1 CON 1 GRIGLIA**

4 SQUARE ERMETIC ELECTRIC HOT PLATES BOILING TOP ON GN1/1 ELECTRIC CONVECTION OVEN WITH 1 GRID

		Code	Model	Tot. kW	Hz	V	kW	Lengh cm	Depth cm	Height cm	Kg	m³	€
		<b>616076</b>	PFS70V7	15,4	50-60	400 3N ~	Oven power kW 5 Top power kW - Btu/h 10,4 - 34.121	70 <i>Inch</i> 27.6	70 <i>Inch</i> 27.6	85 <i>Inch</i> 33.5	101.0	0.70	<b>3.708,00</b>



**CUCINA ELETTRICA 6 PIASTRE TONDE ERMETICHE SU FORNO ELETTRICO STATICO GN2/1 E 1 GRIGLIA**

6 ROUND ERMETIC HOT PLATES ELECTRIC BOILING TOP ON GN2/1 ELECTRIC STATIC OVEN WITH 1 GRID

		Code	Model	Tot. kW	Hz	V	kW	Lengh cm	Depth cm	Height cm	Kg	m³	€
		<b>616016</b>	PFR105E7	20,3	50-60	400 3N ~	<b>Oven power</b>	105	70	85	122.0	0.99	<b>3.360,00</b>
							<div>kW 4,7</div> <div>Top power</div> <div>kW - Btu/h 15,6 - 51.182</div>	<div>Inch 41.3</div>	<div>Inch 27.6</div>	<div>Inch 33.5</div>			



**CUCINA ELETTRICA 6 PIASTRE QUADRE ERMETICHE SU FORNO ELETTRICO STATICO GN2/1 E 1 GRIGLIA**

6 SQUARE ERMETIC HOT PLATES ELECTRIC BOILING TOP ON GN2/1 ELECTRIC STATIC OVEN WITH 1 GRID

		Code	Model	Tot. kW	Hz	V	kW	Lengh cm	Depth cm	Height cm	Kg	m³	€
		<b>616020</b>	PFS105E7	20,3	50-60	400 3N ~	<b>Oven power</b>	105	70	85	136.0	0.99	<b>4.964,00</b>
							<b>kW</b> 4,7 <b>Top power</b> kW - Btu/h 15,6 - 51.182	<i>Inch</i> 41.3	<i>Inch</i> 27.6	<i>Inch</i> 33.5			



**CUCINA ELETTRICA 6 PIASTRE QUADRE ERMETICHE SU FORNO ELETTRICO STATICO FULLSIZE (CM92,5X63X30) E 1 GRIGLIA**

6 SQUARE HOT PLATES ELECTRIC WITH FULLSIZE (CM92,5X63X30) ELECTRIC OVEN WITH 1 GRID

		Code	Model	Tot. kW	Hz	V	kW	Lengh cm	Depth cm	Height cm	Kg	m³	€
		<b>616021</b>	PFSX105E7	21,9	50-60	400 3N ~	<b>Oven power</b>	105	70	85	147.4	0.99	<b>5.145,00</b>
							<i>kW</i> 6,3 <b>Top power</b> <i>kW - Btu/h</i> 15,6 - 51.182	<i>Inch</i> 41.3	<i>Inch</i> 27.6	<i>Inch</i> 33.5			



**CUCINA ELETTRICA 6 PIASTRE TONDE ERMETICHE SU FORNO ELETTRICO STATICO FULLSIZE (CM92,5X63X30) E 1 GRIGLIA**

6 ROUND HOT PLATES ELECTRIC WITH FULLSIZE (CM92,5X63X30) ELECTRIC OVEN WITH 1 GRID

		Code	Model	Tot. kW	Hz	V	kW	Lengh cm	Depth cm	Height cm	Kg	m³	€
		<b>616022</b>	PFRX105E7	21,9	50-60	400 3N ~	<b>Oven power</b>	105	70	85	134.0	0.99	<b>3.483,00</b>
							<i>kW</i> 6,3 <b>Top power</b> <i>kW - Btu/h</i> 15,6 - 51.182	<i>Inch</i> 41.3	<i>Inch</i> 27.6	<i>Inch</i> 33.5			



**CUCINA ELETTRICA 6 PIASTRE TONDE ERMETICHE SU FORNO ELETTRICO CONVEZIONE FULLSIZE (CM92,5X63X30) E 1 GRIGLIA**

6 ROUND HOT PLATES ELECTRIC WITH FULLSIZE (CM92,5X63X30) ELECTRIC CONVECTION OVEN WITH 1 GRID

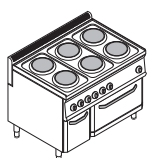

		Code	Model	Tot. kW	Hz	V	kW	Lengh cm	Depth cm	Height cm	Kg	m³	€
		<b>616024</b>	PFRX105VE7	20,6	50-60	400 3N ~	<b>Oven power</b>	105	70	85	129.0	0.99	<b>3.713,00</b>
							<b>Top power</b>	<i>Inch</i> 41.3	<i>Inch</i> 27.6	<i>Inch</i> 33.5			
							<i>kW - Btu/h</i> 15,6 - 51.182						

**CUCINE ELETTRICHE | ELECTRIC COOKERS**

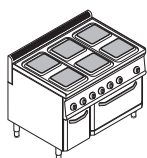

**CUCINA ELETTRICA 6 PIASTRE QUADRE ERMETICHE SU FORNO ELETTRICO CONVEZIONE FULLSIZE (CM92,5X63X30) E 1 GRIGLIA**  
6 SQUARE HOT PLATES ELECTRIC WITH FULLSIZE (CM92,5X63X30) ELECTRIC CONVECTION OVEN WITH 1 GRID

		<b>Code</b>  <b>616025</b>	<b>Model</b>  PFSX105VE7	<b>Tot. kW</b>  20,6	<b>Hz</b>  50-60	<b>V</b>  400 3N ~	<b>kW</b>	<b>Lengh</b> cm	<b>Depth</b> cm	<b>Height</b> cm	<b>Kg</b>  129.0	<b>m³</b>  0.99	<b>€</b>  <b>5.375,00</b>
							Oven power kW 5	105	70	85			
							Top power kW - Btu/h 15,6 - 51.182	Inch 41.3	Inch 27.6	Inch 33.5			



**CUCINA ELETTRICA 6 PIASTRE TONDE ERMETICHE SU FORNO ELETTRICO CONVEZIONE GN1/1 CON 1 GRIGLIA**  
6 ROUND ERMETIC ELECTRIC HOT PLATES BOILING TOP ON GN1/1 ELECTRIC CONVECTION OVEN WITH 1 GRID

		<b>Code</b>  <b>616075</b>	<b>Model</b>  PFR105V7	<b>Tot. kW</b>  20,6	<b>Hz</b>  50-60	<b>V</b>  400 3N ~	<b>kW</b>	<b>Lengh</b> cm	<b>Depth</b> cm	<b>Height</b> cm	<b>Kg</b>  122.0	<b>m³</b>  0.99	<b>€</b>  <b>3.531,00</b>
							Oven power kW 5	105	70	85			
							Top power kW - Btu/h 15,6 - 51.182	Inch 41.3	Inch 27.6	Inch 33.5			



**CUCINA ELETTRICA 6 PIASTRE QUADRE ERMETICHE SU FORNO ELETTRICO CONVEZIONE GN1/1 CON 1 GRIGLIA**  
6 SQUARE ERMETIC ELECTRIC HOT PLATES BOILING TOP ON GN1/1 ELECTRIC CONVECTION OVEN WITH 1 GRID

		<b>Code</b>  <b>616077</b>	<b>Model</b>  PFS105V7	<b>Tot. kW</b>  20,6	<b>Hz</b>  50-60	<b>V</b>  400 3N ~	<b>kW</b>	<b>Lengh</b> cm	<b>Depth</b> cm	<b>Height</b> cm	<b>Kg</b>  136.0	<b>m³</b>  0.99	<b>€</b>  <b>5.136,00</b>
							Oven power kW 5	105	70	85			
							Top power kW - Btu/h 15,6 - 51.182	Inch 41.3	Inch 27.6	Inch 33.5			



**CUCINA ELETTRICA TUTTA PIASTRA SU FORNO ELETTRICO STATICO GN2/1 CON 1 GRIGLIA**  
ELECTRIC SOLID TOP ON GN2/1 ELECTRIC STATIC OVEN WITH 1 GRID

		<b>Code</b>  <b>616013</b>	<b>Model</b>  PPF70E7	<b>Tot. kW</b>  12,7	<b>Hz</b>  50-60	<b>V</b>  400 3N ~	<b>kW</b>	<b>Lengh</b> cm	<b>Depth</b> cm	<b>Height</b> cm	<b>Kg</b>  134.0	<b>m³</b>  0.70	<b>€</b>  <b>3.530,00</b>
							Oven power kW 4,7	70	70	85			
							Top power kW - Btu/h 8 - 27.297	Inch 27.6	Inch 27.6	Inch 33.5			

**CUCINA ELETTRICA TUTTAPIASTRA SU FORNO ELETTRICO CONVEZIONE GN1/1 E 1 GRIGLIA**  
ELECTRIC SOLID TOP ON GN1/1 ELECTRIC CONVECTION OVEN AND 1 GRID

		<b>Code</b>  <b>616071</b>	<b>Model</b>  PPF70V7	<b>Tot. kW</b>  13	<b>Hz</b>  50-60	<b>V</b>  400 3N ~	<b>kW</b>	<b>Lengh</b> cm	<b>Depth</b> cm	<b>Height</b> cm	<b>Kg</b>  138.0	<b>m³</b>  0.70	<b>€</b>  <b>3.701,00</b>
							Oven power kW 5	70	70	85			
							Top power kW - Btu/h 8 - 27.297	Inch 27.6	Inch 27.6	Inch 33.5			



**CUCINA ELETTRICA 4 PIASTRE QUADRE COMPLANARI CON FORNO ELETTRICO CONVEZIONE GN1/1 CON 1 GRIGLIA**  
4 SQUARE COPLANAR HOT PLATES ELECTRIC BOILING TOP ON GN1/1 CONVECTION ELECTRIC OVEN WITH 1 GRID

		<b>Code</b>  <b>616097</b>	<b>Model</b>  PFU70V7	<b>Tot. kW</b>  15	<b>Hz</b>  50-60	<b>V</b>  400 3N ~	<b>kW</b>	<b>Lengh</b> cm	<b>Depth</b> cm	<b>Height</b> cm	<b>Kg</b>  133.0	<b>m³</b>  0.70	<b>€</b>  <b>3.591,00</b>
							Oven power kW 5	70	70	85			
							Top power kW - Btu/h 10 - 34.121	Inch 27.6	Inch 27.6	Inch 33.5			

**CUCINE ELETTRICHE | ELECTRIC COOKERS**



**CUCINA ELETTRICA 4 PIASTRE QUADRE COMPLANARI SU FORNO ELETTRICO STATICO GN2/1 CON 1 GRIGLIA**

4 SQUARE COPLANAR HOT PLATES ELECTRIC BOILING TOP ON GN2/1 ELECTRIC STATIC OVEN WITH 1 GRID

	Code	Model	Tot. kW	Hz	V	kW	Lengh cm	Depth cm	Height cm	Kg	m³	€
	 <b>616100</b>	PFU70E7	14,7	50-60	400 3N ~	Oven power kW 4,7 Top power kW - Btu/h 10 - 34.121	70  Inch 27.6	70  Inch 27.6	85  Inch 33.5	133.0	0.70	<b>3.438,00</b>



**CUCINA ELETTRICA 6 PIASTRE QUADRE CON FORNO COMPLANARI ELETTRICO STATICO GN2/1 CON 1 GRIGLIA**

6 SQUARE COPLANAR HOT PLATES ELECTRIC BOILING TOP ON GN2/1 ELECTRIC STATIC OVEN WITH 1 GRID

	Code	Model	Tot. kW	Hz	V	kW	Lengh cm	Depth cm	Height cm	Kg	m³	€
	 <b>616098</b>	PFU105E7	19,7	50-60	400 3N ~	Oven power kW 4,7 Top power kW - Btu/h 15 - 51.182	105  Inch 41.3	70  Inch 27.6	85  Inch 33.5	183.0	1.00	<b>4.787,00</b>

**CUCINA ELETTRICA 6 PIASTRE QUADRE COMPLANARI CON FORNO ELETTRICO CONVEZIONE GN1/1 CON 1 GRIGLIA**

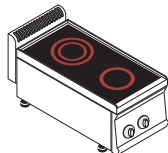
6 SQUARE COPLANAR HOT PLATES ELECTRIC BOILING TOP ON GN1/1 ELECTRIC CONVECTION OVEN WITH 1 GRID

	Code	Model	Tot. kW	Hz	V	kW	Lengh cm	Depth cm	Height cm	Kg	m³	€
	 <b>616099</b>	PFU105V7	20	50-60	400 3N ~	Oven power kW 5 Top power kW - Btu/h 15 - 51.182	105  Inch 41.3	70  Inch 27.6	85  Inch 33.5	190.2	0.99	<b>4.936,00</b>

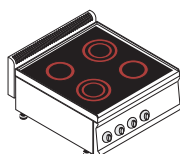


## CUCINE IN VETROCERAMICA | GLASS CERAMIC COOKERS


### PIANO COTTURA ELETTRICO IN VETROCERAMICA 2 ZONE RISCALDANTI TOP 2 HOT ZONES GLASS CERAMIC BOILING TOP

	Code	Model	Tot. kW	Hz	V	kW	Length cm	Depth cm	Height cm	Kg	m³	€
	<b>616001</b>	PCC35E7	4,3	50-60	400 2N ~	Top power kW - Btu/h 4,3 - 13.649	35 Inch 13.8	70 Inch 27.6	28 Inch 11.0	18.0	0.17	<b>1.777,00</b>


### PIANO COTTURA ELETTRICO IN VETROCERAMICA 4 ZONE RISCALDANTI TOP 4 HOT ZONES GLASS CERAMIC BOILING TOP

	Code	Model	Tot. kW	Hz	V	kW	Length cm	Depth cm	Height cm	Kg	m³	€
	<b>616002</b>	PCC70E7	8,6	50-60	400 3N ~	Top power kW - Btu/h 8,6 - 27.297	70 Inch 27.6	70 Inch 27.6	28 Inch 11.0	30.0	0.33	<b>3.093,00</b>

### CUCINA ELETTRICA VETROCERAMICA SU FORNO ELETTRICO STATICO GN2/1 CON 1 GRIGLIA ELECTRIC GLASS CERAMIC BOILING TOP ON GN2/1 ELECTRIC STATIC OVEN WITH 1 GRID

	Code	Model	Tot. kW	Hz	V	kW	Length cm	Depth cm	Height cm	Kg	m³	€
	<b>616023</b>	PFC70E7	13,3	50-60	400 3N ~	Oven power kW 4,7 Top power kW - Btu/h 8,6 - 27.297	70 Inch 27.6	70 Inch 27.6	85 Inch 33.5	88.0	0.70	<b>4.196,00</b>

### CUCINA ELETTRICA VETROCERAMICA SU FORNO ELETTRICO CONVEZIONE GN1/1 CON 1 GRIGLIA ELECTRIC GLASS CERAMIC BOILING TOP ON GN1/1 ELECTRIC CONVECTION OVEN WITH 1 GRID

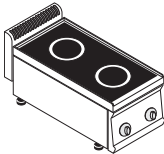
	Code	Model	Tot. kW	Hz	V	kW	Length cm	Depth cm	Height cm	Kg	m³	€
	<b>616072</b>	PFC70V7	13,6	50-60	400 3N ~	Oven power kW 5 Top power kW - Btu/h 8,6 - 27.297	70 Inch 27.6	70 Inch 27.6	85 Inch 33.5	89.0	0.70	<b>4.366,00</b>



**PIANI A INDUZIONE | INDUCTION COOKERS**

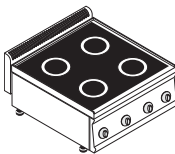
**PIANO COTTURA A INDUZIONE 2 ZONE**

**2 ZONE INDUCTION BOILING TOP**

	Code	Model	Tot. kW	Hz	V	Lengh cm	Depth cm	Height cm	Kg	m³	€
	<b>616011</b>	PIN35E7	7	50-60	400 3 ~	35 <i>Inch</i> 13.8	70 <i>Inch</i> 27.6	28 <i>Inch</i> 11.0	36.0	0.17	<b>5.848,00</b>

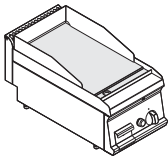

**PIANO COTTURA A INDUZIONE 4 ZONE**

**4 ZONE INDUCTION BOILING TOP**

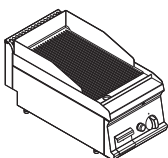

	Code	Model	Tot. kW	Hz	V	Lengh cm	Depth cm	Height cm	Kg	m³	€
	<b>616012</b>	PIN70E7	14	50-60	400 3 ~	70 <i>Inch</i> 27.6	70 <i>Inch</i> 27.6	28 <i>Inch</i> 11.0	65.0	0.33	<b>11.488,00</b>

**FRY TOP | FRY TOPS**

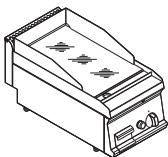

**FRY TOP GAS PIASTRA LISCIA TOP**  
GAS GRIDDLE WITH SMOOTH PLATE TOP

		Code	Model	Tot. kW	Lengh cm	Depth cm	Height cm	Kg	m³	€
		613084	FTL35G7	7	35 <i>Inch</i> 13.8	70 <i>Inch</i> 27.6	28 <i>Inch</i> 11.0	41.0	0.17	<b>48H</b> 1.206,00

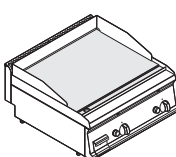

**FRY TOP GAS PIASTRA RIGATA TOP**  
GAS GRIDDLE WITH RIBBED PLATE TOP

		Code	Model	Tot. kW	Lengh cm	Depth cm	Height cm	Kg	m³	€
		613085	FTR35G7	7	35 <i>Inch</i> 13.8	70 <i>Inch</i> 27.6	28 <i>Inch</i> 11.0	44.0	0.17	<b>2 weeks</b> 1.330,00

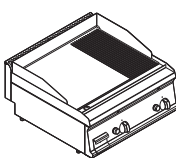

**FRY TOP GAS PIASTRA LISCIA CROMATA TOP**  
GAS GRIDDLE WITH SMOOTH CHROMIUM-PLATED PLATE TOP

		Code	Model	Tot. kW	Lengh cm	Depth cm	Height cm	Kg	m³	€
		613086	FTC35G7	7	35 <i>Inch</i> 13.8	70 <i>Inch</i> 27.6	28 <i>Inch</i> 11.0	46.0	0.17	1.575,00

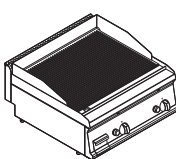

**FRY TOP GAS PIASTRA LISCIA TOP**  
GAS GRIDDLE WITH SMOOTH PLATE TOP

		Code	Model	Tot. kW	Lengh cm	Depth cm	Height cm	Kg	m³	€
		613087	FTL70G7	14	70 <i>Inch</i> 27.6	70 <i>Inch</i> 27.6	28 <i>Inch</i> 11.0	72.0	0.33	<b>48H</b> 1.740,00

**FRY TOP GAS PIASTRA 1/3 RIGATA TOP**  
GAS GRIDDLE WITH 1/3 RIBBED PLATE TOP

		Code	Model	Tot. kW	Lengh cm	Depth cm	Height cm	Kg	m³	€
		613088	FTR70G7	14	70 <i>Inch</i> 27.6	70 <i>Inch</i> 27.6	28 <i>Inch</i> 11.0	69.8	0.33	<b>48H</b> 1.851,00

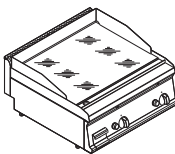

**FRY TOP GAS PIASTRA RIGATA TOP**  
GAS GRIDDLE WITH RIBBED PLATE TOP

		Code	Model	Tot. kW	Lengh cm	Depth cm	Height cm	Kg	m³	€
		613089	FTRR70G7	14	70 <i>Inch</i> 27.6	70 <i>Inch</i> 27.6	28 <i>Inch</i> 11.0	76.0	0.33	1.922,00

**FRY TOP | FRY TOPS**

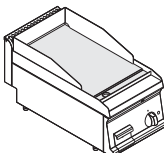

**FRY TOP GAS PIASTRA LISCIA CROMATA TOP**

GAS GRIDDLE WITH SMOOTH CHROMIUM-PLATED PLATE TOP

	Code	Model	Tot. kW	Lengh cm	Depth cm	Height cm	Kg	m³	€	
	613090	FTC70G7	14	70 Inch 27.6	70 Inch 27.6	28 Inch 11.0	78.5	0.33		2.398,00

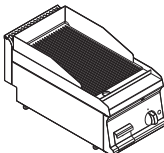

**FRY TOP ELETTRICO PIASTRA LISCIA TOP**

ELECTRIC GRIDDLE WITH SMOOTH PLATE TOP

	Code	Model	Tot. kW	Hz	V	Lengh cm	Depth cm	Height cm	Kg	m³	€
	616079	FTL35E7	3,9	50-60	400 3N ~	35 Inch 13.8	70 Inch 27.6	28 Inch 11.0	38.0	0.17	 1.203,00

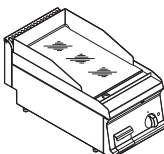

**FRY TOP ELETTRICO PIASTRA RIGATA TOP**

ELECTRIC GRIDDLE WITH RIBBED PLATE TOP

	Code	Model	Tot. kW	Hz	V	Lengh cm	Depth cm	Height cm	Kg	m³	€
	616080	FTR35E7	3,9	50-60	400 3N ~	35 Inch 13.8	70 Inch 27.6	28 Inch 11.0	42.0	0.17	 1.327,00

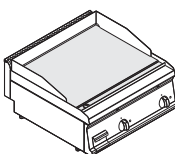

**FRY TOP ELETTRICO PIASTRA LISCIA CROMATA TOP**

ELECTRIC GRIDDLE WITH SMOOTH CHROMIUM-PLATED PLATE TOP

	Code	Model	Tot. kW	Hz	V	Lengh cm	Depth cm	Height cm	Kg	m³	€
	616081	FTC35E7	3,9	50-60	400 3N ~	35 Inch 13.8	70 Inch 27.6	28 Inch 11.0	38.0	0.17	 1.595,00

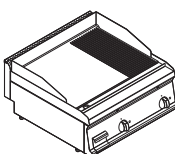

**FRY TOP ELETTRICO PIASTRA LISCIA TOP**

ELECTRIC GRIDDLE WITH SMOOTH PLATE TOP

	Code	Model	Tot. kW	Hz	V	Lengh cm	Depth cm	Height cm	Kg	m³	€
	616082	FTL70E7	7,8	50-60	400 3N ~	70 Inch 27.6	70 Inch 27.6	28 Inch 11.0	80.0	0.33	 1.732,00

**FRY TOP ELETTRICO PIASTRA 1/3 RIGATA TOP**

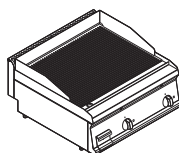

ELECTRIC GRIDDLE WITH 1/3 RIBBED PLATE TOP

	Code	Model	Tot. kW	Hz	V	Lengh cm	Depth cm	Height cm	Kg	m³	€
	616083	FTR70E7	7,8	50-60	400 3N ~	70 Inch 27.6	70 Inch 27.6	28 Inch 11.0	65.8	0.33	 1.993,00

**FRY TOP | FRY TOPS**

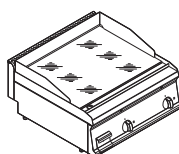

**FRY TOP ELETTRICO PIASTRA RIGATA TOP**

ELECTRIC GRIDDLE WITH RIBBED PLATE TOP

		<b>Code</b>	<b>Model</b>	<b>Tot. kW</b>	<b>Hz</b>	<b>V</b>	<b>Length</b>	<b>Depth</b>	<b>Height</b>	<b>Kg</b>	<b>m³</b>	<b>€</b>
							cm	cm	cm			
							70	70	28			
		<b>616084</b>	FTRR70E7	7,8	50-60	400 3N ~	<i>Inch</i> 27.6	<i>Inch</i> 27.6	<i>Inch</i> 11.0	73.0	0.33	<b>2.062,00</b>

**FRY TOP ELETTRICO PIASTRA LISCIA CROMATA TOP**

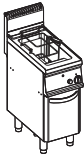
ELECTRIC GRIDDLE WITH SMOOTH CHROMIUM-PLATED PLATE TOP

		<b>Code</b>	<b>Model</b>	<b>Tot. kW</b>	<b>Hz</b>	<b>V</b>	<b>Length</b>	<b>Depth</b>	<b>Height</b>	<b>Kg</b>	<b>m³</b>	<b>€</b>
							cm	cm	cm			
							70	70	28			
		<b>616085</b>	FTC70E7	7,8	50-60	400 3N ~	<i>Inch</i> 27.6	<i>Inch</i> 27.6	<i>Inch</i> 11.0	66.0	0.33	<b>2.382,00</b>

**FRIGGITRICI | FRYERS**

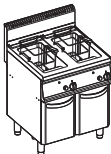
**FRIGGITRICE GAS 14LT FREESTANDING SU VANO CHIUSO-INCLUSA UNA VASCA RECUPERO OLIO**

FREESTANDING 14LT GAS FRYER ON CLOSED CABINET-EQUIPPED WITH ONE OIL DRAINING TANK

	Code	Model	Tot. kW	Lengh cm	Depth cm	Height cm	Kg	m³	€	
	613026	FRS35G7	11,5	35 Inch 13.8	70 Inch 27.6	85 Inch 33.5	53.0	0.44	48H	2.229,00

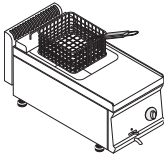
**FRIGGITRICE GAS 14+14LT FREESTANDING SUVANO CHIUSO-INCLUSA UNA VASCA RECUPERO OLIO**

FREESTANDING 14+14LT GAS FRYER ON CLOSED CABINET-EQUIPPED WITH ONE OIL DRAINING TANK

	Code	Model	Tot. kW	Lengh cm	Depth cm	Height cm	Kg	m³	€	
	613027	FRS70G7	23	70 Inch 27.6	70 Inch 27.6	85 Inch 33.5	82.0	0.70	48H	3.717,00

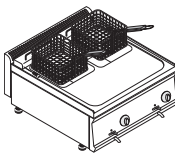
**FRIGGITRICE ELETTRICA 8LT TOP**

8LT ELECTRIC FRYER

	Code	Model	Tot. kW	Hz	V	Lenght cm / inch	Depth cm / inch	Height cm / inch	Kg	m³	€	
	616033	FR35E7	6	50-60	400 3N ~	35 / 13.8	70 / 27.6	28 / 11.0	22.0	0.17	2 weeks	1.356,00
	616088	FR35ES7	7,5	50-60	400 3N ~	35 / 13.8	70 / 27.6	28 / 11.0	22.0	0.19		1.411,00


**FRIGGITRICE ELETTRICA 8LT+8LT TOP**

8LT+8LT ELECTRIC FRYER TOP

	Code	Model	Tot. kW	Hz	V	Lenght cm / inch	Depth cm / inch	Height cm / inch	Kg	m³	€	
	616034	FR70E7	12	50-60	400 3N ~	70 / 27.6	70 / 27.6	28 / 11.0	39.0	0.33	48H	2.366,00
	616089	FR70ES7	15	50-60	400 3N ~	70 / 27.6	70 / 27.6	28 / 11.0	39.0	0.33		2.422,00


**FRIGGITRICE ELETTRICA 14LT FREESTANDING SU VANO CHIUSO-VASCA RECUPERO OLIO INCLUSA**

FREESTANDING 14LT ELECTRIC FRYER ON CLOSED CABINET WITH OIL DRAINING TANK INCLUDED

	Code	Model	Tot. kW	Hz	V	Lengh cm	Depth cm	Height cm	Kg	m³	€	
	616035	FRS35E7	10,8	50-60	400 3N ~	35 Inch 13.8	70 Inch 27.6	85 Inch 33.5	48.0	0.44	48H	1.831,00

**FRIGGITRICE ELETTRICA 14+14 LT FREESTANDING SU VANO CHIUSO-VASCA RECUPERO OLIO INCLUSA**



FREESTANDING 14+14LT ELECTRIC FRYER ON CLOSED CABINET-WITH OIL DRAINING TANK INCLUDED

	Code	Model	Tot. kW	Hz	V	Lengh cm	Depth cm	Height cm	Kg	m³	€	
	616036	FRS70E7	21,6	50-60	400 3N ~	70 Inch 27.6	70 Inch 27.6	85 Inch 33.5	77.0	0.70	48H	3.113,00

**FRIGGITRICI | FRYERS**



**FRIGGITRICE ELETTRICA CONTROLLO ELETTRONICO 14LT FREESTANDING SU VANO CHIUSO-RESISTENZE BASCULANTI - VASCA RACCOGLI OLIO INCLUSA**

14LT FREESTANDING ELECTRIC FRYER ELECTRONIC CONTROL ON CLOSED CABINET- OIL DRAINING TANK INCLUDED

	Code	Model	Tot. kW	Hz	V	Lengh cm	Depth cm	Height cm	Kg	m³	€
			10,8	50-60	400 3N ~	35 <i>Inch</i> 13.8	70 <i>Inch</i> 27.6	85 <i>Inch</i> 33.5	53.0	0.44	<b>1.999,00</b>
	<b>616101</b>	FRSD35E7									

**FRIGGITRICE ELETTRICA 14+14LT FREESTANDING SU VANO CHIUSO - CONTROLLO ELETTRONICO - RESISTENZE BASCULANTI - VASCA RACCOGLI OLIO INCLUSA**

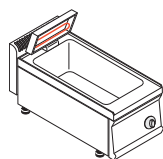
FREESTANDING 14+14LT ELECTRIC FRYER ELECTRONIC CONTROL ON CLOSED CABINET- TILTING HEATING ELEMENTS - OIL DRAINING TANK INCLUDED

	Code	Model	Tot. kW	Hz	V	Lengh cm	Depth cm	Height cm	Kg	m³	€
			21,6	50-60	400 3N ~	70 <i>Inch</i> 27.6	70 <i>Inch</i> 27.6	85 <i>Inch</i> 33.5	77.7	0.70	<b>3.446,00</b>
	<b>616102</b>	FRSD70E7									

**SCALDAPATATE | CHIP SCUTTLE**

**SCALDAPATATE ELETTRICO GN1/1 TOP**

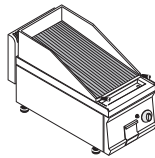

GN1/1 ELECTRIC CHIP SCUTTLE TOP



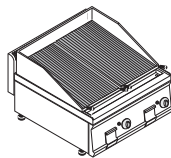


Code	Model	Tot. kW	Hz	V	Lengh cm	Depth cm	Height cm	Kg	m³	€
<b>616044</b>	SP35E7	1	50-60	230 1 ~	35 <i>Inch</i> 13.8	70 <i>Inch</i> 27.6	28 <i>Inch</i> 11.0	18.8	0.17	
										<b>2 weeks</b> <b>1.042,00</b>

**GRIGLIE | GRILLS**

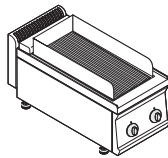

**GRIGLIA GAS A PIETRA LAVICA TOP**  
GAS LAVASTONE GRILL TOP

		Code	Model	Tot. kW	Lengh cm	Depth cm	Height cm	Kg	m³	€
				6,9	35 <i>Inch</i> 13.8	70 <i>Inch</i> 27.6	28 <i>Inch</i> 11.0			
		<b>613032</b>	GR35G7					35.0	0.17	<b>1.758,00</b>

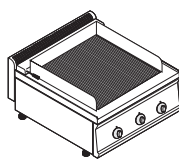

**GRIGLIA GAS A PIETRA LAVICA TOP**  
GAS LAVASTONE GRILL TOP

		Code	Model	Tot. kW	Lengh cm	Depth cm	Height cm	Kg	m³	€
				13,8	70 <i>Inch</i> 27.6	70 <i>Inch</i> 27.6	28 <i>Inch</i> 11.0			
		<b>613033</b>	GR70G7					59.0	0.33	 <b>2.767,00</b>

**GRILL ELETTRICO CON ACQUA E GRIGLIA IN GHISA - CARICO/SCARICO AUTOMATICO TOP**  
ELECTRIC GRILL TOP WITH CAST IRON GRID AUTOMATIC WATER LOADING/DRAINING

		Code	Model	Tot. kW	Hz	V	Lengh cm	Depth cm	Height cm	Kg	m³	€
				4,95	50-60	400 3N ~	35 <i>Inch</i> 13.8	70 <i>Inch</i> 27.6	28 <i>Inch</i> 11.0			
		<b>616103</b>	GD35E7							33.0	0.17	<b>2.089,00</b>

**GRILL ELETTRICO CON ACQUA E GRIGLIA IN GHISA - CARICO E SCARICO ACQUA AUTOMATICOTOP**  
ELECTRIC GRILL TOP WITH WATER AND CAST IRON GRID AUTOMATIC WATER LOADING/DRAINING



		Code	Model	Tot. kW	Hz	V	Lengh cm	Depth cm	Height cm	Kg	m³	€
				9.9	50-60	400 3N ~	70 <i>Inch</i> 27.6	70 <i>Inch</i> 27.6	28 <i>Inch</i> 11.0			
		<b>616104</b>	GD70E7							59.0	0.33	<b>3.259,00</b>



**CUOCIPASTA | PASTA COOKERS**



**CUOCIPASTA GAS GN2/3 23LT FREESTANDING SU VANO CHIUSO - CESTELLI NON COMPRESI**

FREESTANDING GN2/3 23LT GAS PASTA COOKER ON CLOSED CABINET - BASKETS NOT INCLUDED

	Code	Model	Tot. kW	Lengh cm	Depth cm	Height cm	Kg	m³	€	
	613034	CP35G7	10	35 <i>Inch</i> 13.8	70 <i>Inch</i> 27.6	85 <i>Inch</i> 33.5	53.0	0.44		2.229,00



**CUOCIPASTA GAS GN2/3 23+23LT FREESTANDING SU VANO CHIUSO - CESTELLI NON COMPRESI**

FREESTANDING GN2/3 23+23LT GAS PASTA COOKER ON CLOSED CABINET - BASKETS NOT INCLUDED

	Code	Model	Tot. kW	Lengh cm	Depth cm	Height cm	Kg	m³	€	
	613035	CP70G7	20	70 <i>Inch</i> 27.6	70 <i>Inch</i> 27.6	85 <i>Inch</i> 33.5	83.0	0.70		3.688,00



**CUOCIPASTA ELETTRICO GN2/3 23LT FREESTANDING SU VANO CHIUSO - CESTELLI NON COMPRESI**

FREESTANDING GN2/3 23LT ELECTRIC PASTA COOKER ON CLOSED CABINET - BASKETS NOT INCLUDED

	Code	Model	Tot. kW	Hz	V	Lengh cm	Depth cm	Height cm	Kg	m³	€	
	616045	CP35E7	4,8	50-60	400 3N ~	35 <i>Inch</i> 13.8	70 <i>Inch</i> 27.6	85 <i>Inch</i> 33.5	47.0	0.45		2.181,00

**CUOCIPASTA ELETTRICO GN2/3 23+23LT FREESTANDING SU VANO CHIUSO - CESTELLI NON COMPRESI**

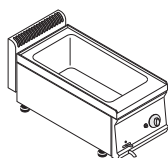
FREESTANDING GN2/3 23+23LT ELECTRIC PASTA COOKER ON CLOSED CABINET - BASKETS NOT INCLUDED

	Code	Model	Tot. kW	Hz	V	Lengh cm	Depth cm	Height cm	Kg	m³	€	
	616046	CP70E7	9,6	50-60	400 3N ~	70 <i>Inch</i> 27.6	70 <i>Inch</i> 27.6	85 <i>Inch</i> 33.5	77.6	0.70		3.688,00

**BAGNOMARIA | BAIN-MARIE**

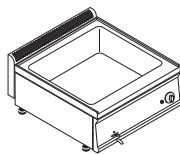
**BAGNOMARIA GAS GN1/1 TOP**

GN1/1 GAS BAIN-MARIE TOP

	Code	Model	Tot. kW	Lengh cm	Depth cm	Height cm	Kg	m³	€	
	<b>613030</b>	BM35G7	2	35 <i>Inch</i> 13.8	70 <i>Inch</i> 27.6	28 <i>Inch</i> 11.0	21.8	0.17	<b>1.040,00</b>	

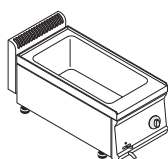

**BAGNOMARIA GAS GN2/1 TOP**

GN2/1 GAS BAIN-MARIE TOP

	Code	Model	Tot. kW	Lengh cm	Depth cm	Height cm	Kg	m³	€	
	<b>613031</b>	BM70G7	2	70 <i>Inch</i> 27.6	70 <i>Inch</i> 27.6	28 <i>Inch</i> 11.0	30.0	0.33	<b>1.574,00</b>	

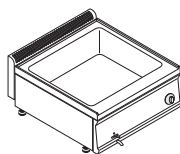
**BAGNOMARIA ELETTRICO GN1/1 TOP**

GN1/1 ELECTRIC BAIN-MARIE TOP

	Code	Model	Tot. kW	Hz	V	Lengh cm	Depth cm	Height cm	Kg	m³	€	
	<b>616040</b>	BM35E7	1,3	50-60	230 1 ~	35 <i>Inch</i> 13.8	70 <i>Inch</i> 27.6	28 <i>Inch</i> 11.0	18.0	0.17		<b>993,00</b>

**BAGNOMARIA ELETTRICO GN2/1 TOP**

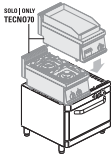
GN2/1 ELECTRIC BAIN-MARIE TOP

	Code	Model	Tot. kW	Hz	V	Lengh cm	Depth cm	Height cm	Kg	m³	€	
	<b>616041</b>	BM70E7	2,6	50-60	230 1 ~	70 <i>Inch</i> 27.6	70 <i>Inch</i> 27.6	28 <i>Inch</i> 11.0	29.4	0.33	<b>1.494,00</b>	

**BASI FORNO ELETTRICHE | ELECTRIC OVEN BASE**

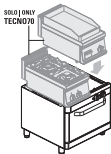
**BASE FORNO ELETTRICA STATICA GN2/1 CON 1GRIGLIA - PER SOVRAPPOSIZIONE ELEMENTI TOP SOLO (2X35 CM) O (1X70 CM)**

GN2/1 ELECTRIC STATIC OVEN BASE WITH 1 GRID-SUITABLE ONLY FOR (2X35 CM) OR (1X70 CM)

	Code	Model	Tot. kW	Hz	V	kW	Lengh cm	Depth cm	Height cm	Kg	m³	€
	<b>616039</b>	F70E7	4,7	50-60	400 3N ~	Oven power kW 4,7	70 <i>Inch</i> 27.6	70 <i>Inch</i> 27.6	57 <i>Inch</i> 22.4	76.0	0.47	<b>1.680,00</b>

**BASE FORNO ELETTRICA CONVEZIONE GN1/1 CON 1 GRIGLIA - PER SOVRAPPOSIZIONE ELEMENTI TOP SOLO (2X35 CM) OR (1X70 CM)**



GN2/1 ELECTRIC CONVECTION OVEN BASE WITH 1 GRID - SUITABLE ONLY FOR (2X35 CM) OR (1X70 CM)

	Code	Model	Tot. kW	Hz	V	kW	Lengh cm	Depth cm	Height cm	Kg	m³	€
	<b>616078</b>	F70V7	5	50-60	400 2N ~	Oven power kW 5	70 <i>Inch</i> 27.6	70 <i>Inch</i> 27.6	57 <i>Inch</i> 22.4	76.0	0.47	<b>1.850,00</b>

**BRASIERE | BRAISING PANS**

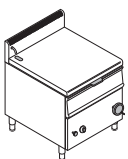

**BRASIERA BASCULANTE GAS FREESTANDING CON VASCA IN ACCIAIO INOX AISI304**

FREESTANDING GAS TILTING BRATT PAN WITH STAINLESS STEEL TANK AISI304

		<b>Code</b>  <b>613039</b>	<b>Model</b>  BS80IG7	<b>Tot. kW</b> 12	<b>Length</b> cm 80	<b>Depth</b> cm 70	<b>Height</b> cm 85	<b>Kg</b> 131.0	<b>m³</b> 0.96	<b>€</b>  <b>5.118,00</b>
					<i>Inch</i> 31.5	<i>Inch</i> 27.6	<i>Inch</i> 33.5			

**BRASIERA ELETTRICA RIBALTABILE FREESTANDING CON VASCA IN ACCIAIO INOX AISI 304**

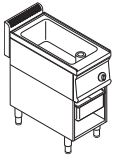

FREESTANDING ELECTRIC TILTING BRATT PAN WITH STAINLESS STEEL AISI 304 TANK

		<b>Code</b>  <b>616048</b>	<b>Model</b>  BS80IE7	<b>Tot. kW</b> 8,7	<b>Hz</b> 50-60	<b>V</b> 400 3N ~	<b>Length</b> cm 80	<b>Depth</b> cm 70	<b>Height</b> cm 85	<b>Kg</b> 142.0	<b>m³</b> 0.96	<b>€</b>  <b>5.175,00</b>
							<i>Inch</i> 31.5	<i>Inch</i> 27.6	<i>Inch</i> 33.5			

**BRASIERE MULTIFUNZIONE | MULTIFUNCTIONAL BRAISING PANS**

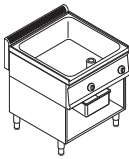

**BRASIERA ELETTRICA MULTIFUNZIONE CON VASCA COMPOUND FREESTANDING SU VANO APERTO**

FREESTANDING MULTIFUNCTIONAL ELECTRIC BRATT PAN WITH COMPOUND TANK ON OPEN CABINET

	Code	Model	Tot. kW	Hz	V	Lengh cm	Depth cm	Height cm	Kg	m³	€
	 <b>616037</b>	BRM35E7	4,5	50-60	400 3N ~	35 <i>Inch</i> 13.8	70 <i>Inch</i> 27.6	85 <i>Inch</i> 33.5	57.0	0.17	<b>3.287,00</b>

**BRASIERA ELETTRICA MULTIFUNZIONE CON VASCA COMPOUND FREESTANDING SU VANO APERTO**



FREESTANDING MULTIFUNCTIONAL ELECTRIC BRATT PAN WITH COMPOUND TANK ON OPEN CABINET

	Code	Model	Tot. kW	Hz	V	Lengh cm	Depth cm	Height cm	Kg	m³	€
	 <b>616038</b>	BRM70E7	9	50-60	400 3N ~	70 <i>Inch</i> 27.6	70 <i>Inch</i> 27.6	85 <i>Inch</i> 33.5	92.0	0.70	<b>4.443,00</b>

**PENTOLE | BOILING PANS**

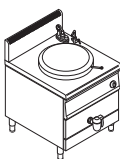

**PENTOLA GAS INDIRETTA 50LT FREESTANDING**

FREESTANDING 50LT GAS BOILING PAN - INDIRECT HEATING

		<b>Code</b>	<b>Model</b>	<b>Tot. kW</b>	<b>Length</b> cm	<b>Depth</b> cm	<b>Height</b> cm	<b>Kg</b>	<b>m³</b>	<b>€</b>
				15,5	70	70	85			
					Inch 27.6	Inch 27.6	Inch 33.5			
		<b>613041</b>	P70IG7					108.0	0.96	<b>5.970,00</b>

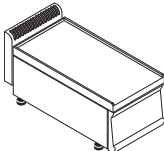
**PENTOLA ELETTRICA INDIRETTA 50LT VASCA IN ACCIAIO INOX AISI 316 FREESTANDING**

FREESTANDING 50LT ELECTRIC BOILING PAN WITH INDIRECT HEATING AND STAINLESS STEEL AISI 316 TANK

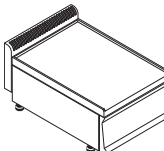
		<b>Code</b>	<b>Model</b>	<b>Tot. kW</b>	<b>Hz</b>	<b>V</b>	<b>Length</b> cm	<b>Depth</b> cm	<b>Height</b> cm	<b>Kg</b>	<b>m³</b>	<b>€</b>
				9	50	400 3N ~	70	70	85			
							Inch 27.6	Inch 27.6	Inch 33.5	104.0	0.96	
		<b>616049</b>	P70IE7									<b>5.488,00</b>

PIANI E BASI | TOPS AND BASES

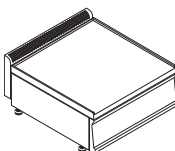
**PIANO DI LAVORO NEUTRO TOP**  
WORK-TOP

	Code	Model	Lengh cm	Depth cm	Height cm	Kg	m³	€
	<b>660070</b>	PN35L7	35	70	28	18.0	0.17	<b>418,00</b>
			Inch 13.8	Inch 27.6	Inch 11.0			

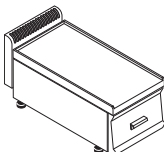
**PIANO DI LAVORO NEUTRO**  
WORK TOP

	Code	Model	Lengh cm	Depth cm	Height cm	Kg	m³	€
	<b>616052</b>	PN45L7	45	70	28	22.0	0.24	<b>490,00</b>
			Inch 17.7	Inch 27.6	Inch 11.0			

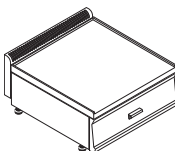
**PIANO DI LAVORO NEUTRO TOP**  
WORK-TOP

	Code	Model	Lengh cm	Depth cm	Height cm	Kg	m³	€
	<b>660075</b>	PN70L7	70	70	28	30.0	0.33	<b>562,00</b>
			Inch 27.6	Inch 27.6	Inch 11.0			

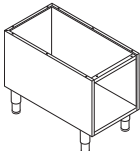
**PIANO NEUTRO TOP CON CASSETTO GN1/1**  
WORK-TOP WITH GN1/1 DRAWER

	Code	Model	Lengh cm	Depth cm	Height cm	Kg	m³	€
	<b>616050</b>	PN35C7	35	70	28	20.1	0.17	<b>599,00</b>
			Inch 13.8	Inch 27.6	Inch 11.0			

**PIANO NEUTRO TOP CON CASSETTO GN2/1**  
WORK-TOP WITH GN2/1 DRAWER

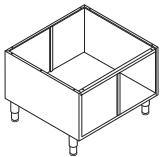
	Code	Model	Lengh cm	Depth cm	Height cm	Kg	m³	€
	<b>616051</b>	PN70C7	70	70	28	34.0	0.33	<b>714,00</b>
			Inch 27.6	Inch 27.6	Inch 11.0			

**BASE APERTA**  
OPEN CABINET

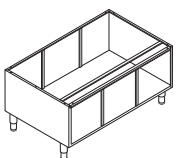
	Code	Model	Lengh cm	Depth cm	Height cm	Kg	m³	€
	<b>110080</b>	VN35/0	35	57,5	60	16.0	0.20	<b>300,00</b>
			Inch 13.8	Inch 22.4	Inch 23.6			

**PIANI E BASI | TOPS AND BASES**

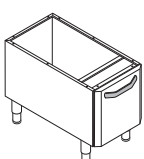
**BASE APERTA**  
OPEN CABINET

	Code	Model	Lengh cm	Depth cm	Height cm	Kg	m³	€
	<b>110085</b>	VN70/0	70	57,5	60	20.0	0.37	<b>48H 347,00</b>
			<i>Inch</i> 27.6	<i>Inch</i> 22.4	<i>Inch</i> 23.6			

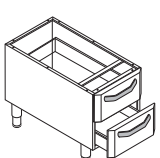
**BASE APERTA**  
OPEN CABINET

	Code	Model	Lengh cm	Depth cm	Height cm	Kg	m³	€
	<b>110150</b>	VN105/0	105	57,5	60	25.0	0.56	<b>48H 391,00</b>
			<i>Inch</i> 41.3	<i>Inch</i> 22.4	<i>Inch</i> 23.6			

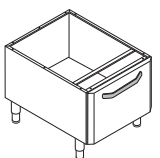
**VANO NEUTRO CON PORTA**  
CLOSED CABINET

	Code	Model	Lengh cm	Depth cm	Height cm	Kg	m³	€
	<b>616053</b>	VNP35L7	35	57,5	60	18.0	0.19	<b>48H 435,00</b>
			<i>Inch</i> 13.8	<i>Inch</i> 22.4	<i>Inch</i> 23.6			

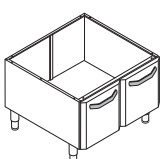
**VANO NEUTRO CON 2 CASSETTI GN1/1**  
CLOSED CABINET WITH 2 GN1/1 DRAWERS

	Code	Model	Lengh cm	Depth cm	Height cm	Kg	m³	€
	<b>616054</b>	VNC35L7	35	57,5	60	23.0	0.19	<b>720,00</b>
			<i>Inch</i> 13.8	<i>Inch</i> 22.4	<i>Inch</i> 23.6			

**VANO NEUTRO CON PORTA**  
CLOSED CABINET

	Code	Model	Lengh cm	Depth cm	Height cm	Kg	m³	€
	<b>616055</b>	VNP45L7	45	57,5	60	20.0	0.26	<b>527,00</b>
			<i>Inch</i> 17.7	<i>Inch</i> 22.4	<i>Inch</i> 23.6			

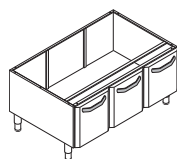
**VANO NEUTRO CON 2 PORTE**  
CLOSED CABINET WITH 2 DOORS

	Code	Model	Lengh cm	Depth cm	Height cm	Kg	m³	€
	<b>616056</b>	VNP70L7	70	57,5	60	25.0	0.37	<b>48H 617,00</b>
			<i>Inch</i> 27.6	<i>Inch</i> 22.4	<i>Inch</i> 23.6			



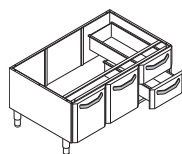
**PIANI E BASI | TOPS AND BASES**

**VANO NEUTRO CON 3 PORTE**  
CLOSED CABINET WITH 3 DOORS



Code	Model	Length cm	Depth cm	Height cm	Kg	m³	€
<b>616057</b>	VNP105L7	105	57,5	60	33.0	0.56	<b>798,00</b>
		<i>Inch</i> 41.3	<i>Inch</i> 22.4	<i>Inch</i> 23.6			

**VANO NEUTRO CON 2 PORTE E 2 CASSETTI**  
CLOSED CABINET WITH 2 DOORS AND 2 DRAWERS

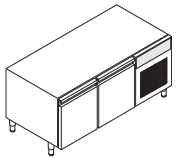


Code	Model	Length cm	Depth cm	Height cm	Kg	m³	€
<b>616058</b>	VNC105L7	105	57,5	60	40.0	0.56	<b>1.079,00</b>
		<i>Inch</i> 41.3	<i>Inch</i> 22.4	<i>Inch</i> 23.6			

**BASI REFRIGERATE | REFRIGERATED BASES**

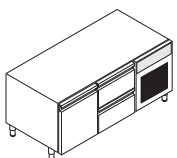
**BASE REFRIGERATA GN1/1 - 2 PORTE**

GN1/1 REFRIGERATED BASE - 2 DOORS

	Code	Model	Tot. kW	Hz	V	Lengh cm	Depth cm	Height cm	Kg	m³	€
	<b>190190</b>	BP140/0	0,265	50	230 1 ~	140 <i>Inch</i> 55.1	65 <i>Inch</i> 25.6	62 <i>Inch</i> 24.4	104.0	0.89	<b>4.061,00</b>

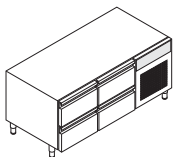
**BASE REFRIGERATA GN1/1 - 1 PORTA - 2 CASSETTI**

GN1/1 REFRIGERATED BASE - 1 DOOR - 2 DRAWERS

	Code	Model	Tot. kW	Hz	V	Lengh cm	Depth cm	Height cm	Kg	m³	€
	<b>190191</b>	BPC140/0	0,265	50	230 1 ~	140 <i>Inch</i> 55.1	65 <i>Inch</i> 25.6	62 <i>Inch</i> 24.4	114.0	0.89	<b>4.531,00</b>

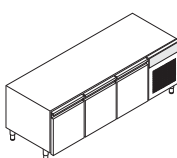
**BASE REFRIGERATA GN1/1 - 4 CASSETTI**

GN1/1 REFRIGERATED BASE - 4 DRAWERS

	Code	Model	Tot. kW	Hz	V	Lengh cm	Depth cm	Height cm	Kg	m³	€
	<b>190192</b>	BC140/0	0,265	50	230 1 ~	140 <i>Inch</i> 55.1	65 <i>Inch</i> 25.6	62 <i>Inch</i> 24.4	124.0	0.89	<b>5.004,00</b>

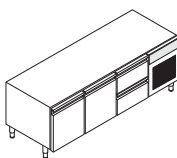
**BASE REFRIGERATA GN1/1 - 3 PORTE**

GN1/1 REFRIGERATED BASE - 3 DOORS

	Code	Model	Tot. kW	Hz	V	Lengh cm	Depth cm	Height cm	Kg	m³	€
	<b>190193</b>	BP175/0	0,318	50	230 1 ~	175 <i>Inch</i> 68.9	65 <i>Inch</i> 25.6	62 <i>Inch</i> 24.4	128.0	1.07	<b>4.768,00</b>

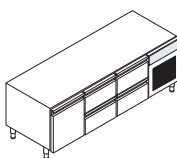
**BASE REFRIGERATA GN1/1 - 2 PORTE - 2 CASSETTI**

GN1/1 REFRIGERATED BASE - 2 DOORS - 2 DRAWERS

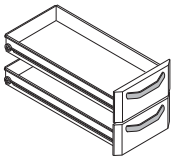
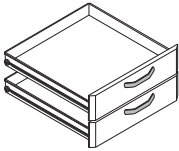
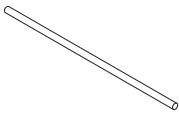
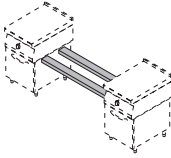
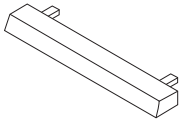
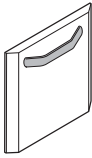
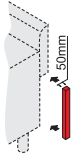
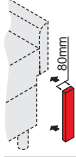
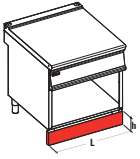
	Code	Model	Tot. kW	Hz	V	Lengh cm	Depth cm	Height cm	Kg	m³	€
	<b>190194</b>	BPC175/0	0,318	50	230 1 ~	175 <i>Inch</i> 68.9	65 <i>Inch</i> 25.6	62 <i>Inch</i> 24.4	140.0	1.07	<b>5.246,00</b>

**BASE REFRIGERATA GN1/1 - 1 PORTA - 4 CASSETTI**

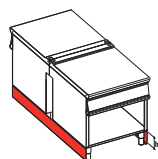
GN1/1 REFRIGERATED BASE - 1 DOOR - 4 DRAWERS

	Code	Model	Tot. kW	Hz	V	Lengh cm	Depth cm	Height cm	Kg	m³	€
	<b>190195</b>	BC175/0	0,318	50	230 1 ~	175 <i>Inch</i> 68.9	65 <i>Inch</i> 25.6	62 <i>Inch</i> 24.4	152.0	1.07	<b>5.722,00</b>

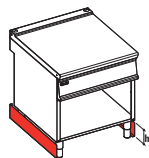
**ACCESSORI | ACCESSORIES**

	<b>Code</b>	<b>Description</b>	<b>€</b>
	<b>619002</b>	<b>COPPIA CASSETTI GN1/1 NON POSIZIONABILE SU ELEMENTO RISCALDANTE - ALTEZZA 12CM</b> PAIR OF GN1/1 DRAWERS - NOT TO PLACE ON HEATING ELEMENT - HEIGHT 12CM	<b>419,00</b>
	<b>Code</b>	<b>Description</b>	<b>€</b>
	<b>619003</b>	<b>COPPIA CASSETTI GN2/1 NON POSIZIONABILE SU ELEMENTO RISCALDANTE - ALTEZZA 12CM</b> PAIR OF GN2/1 DRAWERS NOT TO PLACE ON HEATING ELEMENTS - HEIGHT 12CM	<b>502,00</b>
	<b>Code</b>	<b>Description</b>	<b>€</b>
	<b>220585</b>	<b>ELEMENTO DI UNIONE</b> JOINT ELEMENT	<b>27,00</b>
	<b>Code</b>	<b>Description</b>	<b>€</b>
	<b>220625</b>	<b>KIT SUPPORTO PONTE 35CM</b> BRIDGE SYSTEM SUPPORTS 35CM	<b>70,00</b>
	<b>220630</b>	<b>KIT SUPPORTO PONTE 70CM</b> BRIDGE SYSTEM SUPPORTS 70CM	<b>82,00</b>
	<b>220635</b>	<b>KIT SUPPORTO PONTE 105CM</b> BRIDGE SYSTEM SUPPORTS 105CM	<b>159,00</b>
	<b>220640</b>	<b>KIT SUPPORTO PONTE 140CM</b> BRIDGE SYSTEM SUPPORTS 140CM	<b>177,00</b>
	<b>Code</b>	<b>Description</b>	<b>€</b>
	<b>220670</b>	<b>PIANO PORZIONATORE L=35CM</b> PLATE SUPPORT BOARD L=35CM	<b>202,00</b>
	<b>220675</b>	<b>PIANO PORZIONATORE L=70CM</b> PLATE SUPPORT BOARD L=70CM	<b>232,00</b>
	<b>220680</b>	<b>PIANO PORZIONATORE L=105CM</b> PLATE SUPPORT BOARD L=105CM	<b>266,00</b>
	<b>Code</b>	<b>Description</b>	<b>€</b>
	<b>619001</b>	<b>PORTINA DESTRA/SINISTRA</b> RIGHT/LEFT DOOR	<b>136,00</b>
	<b>Code</b>	<b>Description</b>	<b>€</b>
	<b>220722</b>	<b>TAMPONAMENTO PER ELEMENTI FREESTANDING 50MM</b> 50MM JOINT PANEL FOR FREESTANDING ELEMENTS	<b>44,00</b>
	<b>Code</b>	<b>Description</b>	<b>€</b>
	<b>220695</b>	<b>TAMPONAMENTO PER VANI E TOP (80MM)</b> 80MM JOINT PANEL FOR CABINETS AND TOPS	<b>32,00</b>
	<b>Code</b>	<b>Description</b>	<b>€</b>
	<b>220710</b>	<b>ZOCCOLATURA FRONTALE L=35CM</b> FRONTAL PLINTH L=35CM	<b>77,00</b>
	<b>220712</b>	<b>ZOCCOLATURA FRONTALE L=70CM</b> FRONTAL PLINTH L=70CM	<b>87,00</b>
	<b>220714</b>	<b>ZOCCOLATURA FRONTALE L=105CM</b> FRONTAL PLINTH L=105CM	<b>106,00</b>
	<b>220716</b>	<b>ZOCCOLATURA FRONTALE L=140CM</b> FRONTAL PLINTH L=140CM	<b>132,00</b>

**ACCESSORI | ACCESSORIES**

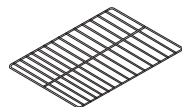


Code	Description	€
<b>220720</b>	<b>ZOCCOLATURA LATERALE ISOLA CENTRALE L=130CM (1 COPPIA) - NON INSTALLABILE CON BASI FORNO ELETTRICHE</b> SIDE PLINTH FOR CENTRAL ISLAND L=130CM(1 PAIR) - NOT SUITABLE FOR ELECTRIC OVEN BASES	<b>163,00</b>

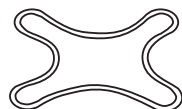


Code	Description	€
<b>220718</b>	<b>ZOCCOLATURA LATERALE L=65CM (1 COPPIA) - NON INSTALLABILE CON BASI FORNO ELETTRICHE</b> SIDE PLINTH L=65CM (1 PAIR) - NOT SUITABLE FOR ELECTRIC OVEN BASES	<b>125,00</b>

**ACCESSORI CUCINE A GAS | GAS COOKERS ACCESSORIES**

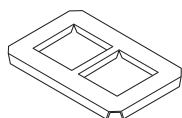


Code	Description	€
<b>220590</b>	<b>GRIGLIA EXTRA FORNO GN2/1 (53X63CM)</b> EXTRA GRID FOR GN2/1 OVEN (53X63CM)	<b>33,00</b>
<b>220595</b>	<b>GRIGLIA FORNO EXTRA FULLSIZE (88X62CM)</b> EXTRA GRID FOR FULLSIZE OVEN (88X62CM)	<b>66,00</b>
<b>619004</b>	<b>GRIGLIA EXTRA FORNO GN1/1 (53X47CM)</b> EXTRA GRID FOR GN1/1 OVEN (53X47CM)	<b>33,00</b>
<b>619006</b>	<b>GRIGLIA EXTRA PER FORNO ELETTRICO VENTILATO FULLSIZE (88X62CM)</b> EXTRA GRID FOR FULLSIZE FAN ASSISTED ELECTRIC OVEN (88X62CM)	<b>66,00</b>



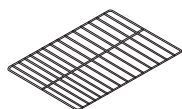
Code	Description	€
<b>120655</b>	<b>RIDUTTORE POSAPENTOLE</b> PAN SUPPORT GRID	<b>13,00</b>

**ACCESSORI CUCINE ELETTRICHE | ELECTRIC COOKERS ACCESSORIES**



Code	Description
<b>220690</b>	<b>CORNICE PIANO PER 2 PIASTRE QUADRE</b> TOP FRAME FOR 2 SQUARE HOT PLATES

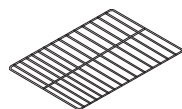
€  
**82,00**



Code	Description
<b>220590</b>	<b>GRIGLIA EXTRA FORNO GN2/1 (53X63CM)</b> EXTRA GRID FOR GN2/1 OVEN (53X63CM)
<b>220595</b>	<b>GRIGLIA FORNO EXTRA FULLSIZE (88X62CM)</b> EXTRA GRID FOR FULLSIZE OVEN (88X62CM)
<b>619004</b>	<b>GRIGLIA EXTRA FORNO GN1/1 (53X47CM)</b> EXTRA GRID FOR GN1/1 OVEN (53X47CM)
<b>619006</b>	<b>GRIGLIA EXTRA PER FORNO ELETTRICO VENTILATO FULLSIZE (88X62CM)</b> EXTRA GRID FOR FULLSIZE FAN ASSISTED ELECTRIC OVEN (88X62CM)

€  
**33,00**  
**66,00**  
**33,00**  
**66,00**

**ACCESSORI CUCINE IN VETROCERAMICA** | GLASS CERAMIC COOKERS ACCESSORIES



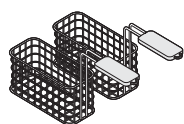
Code	Description	€
<b>220590</b>	<b>GRIGLIA EXTRA FORNO GN2/1 (53X63CM)</b> EXTRA GRID FOR GN2/1 OVEN (53X63CM)	<b>33,00</b>
<b>619004</b>	<b>GRIGLIA EXTRA FORNO GN1/1 (53X47CM)</b> EXTRA GRID FOR GN1/1 OVEN (53X47CM)	<b>33,00</b>

**ACCESSORI FRY TOP | FRY TOPS ACCESSORIES**

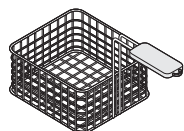
	<b>Code</b> <b>619005</b>	<b>Description</b> <b>COPPIA ELEMENTI DI UNIONE PER FRY TOP</b> PAIR OF JOINT ELEMENTS FOR GRIDDLE	<b>€</b> <b>70,00</b>
	<b>Code</b> <b>120597</b>	<b>Description</b> <b>RASCHIETTO - KIT LAMA RICAMBIO (10PZ)</b> SCRAPER BLADES (10PCS)	<b>€</b> <b>24,00</b>
	<b>Code</b> <b>120595</b>	<b>Description</b> <b>RASCHIETTO PER PULIZIA FRY TOP</b> SCRAPER FOR THE GRIDDLE CLEANING	<b>€</b> <b>36,00</b>



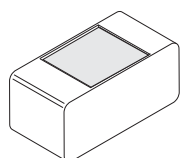
**ACCESSORI FRIGGITRICI | FRYERS ACCESSORIES**



Code	Description	€
<b>120690</b>	<b>CESTELLO EXTRA (2 PZ) PER FRIGGITRICI 8LT - DIM. CM (10.5X26.5X10.5H)</b> BASKETS - EXTRA (2 PCS) FOR 8LT FRYERS- DIM. CM (10.5X26.5X10.5H)	<b>91,00</b>
<b>220650</b>	<b>CESTELLO EXTRA (2 PZ) PER FRIGGITRICI 13/14 LT - DIM. CM (10.5X29.5X12H)</b> BASKETS EXTRA (2 PCS) FOR 13/14LT FRYERS- DIM. CM (10.5X29.5X12H)	<b>89,00</b>



Code	Description	€
<b>120575</b>	<b>CESTELLO EXTRA PER FRIGGITRICI 8LT</b> EXTRA BASKET FOR 8LT FRYERS	<b>39,00</b>
<b>220620</b>	<b>CESTELLO EXTRA PER FRIGGITRICI 13 E 14LT- DIM. CM (21.5X29.5X12H)</b> EXTRA BASKET FOR 13 AND 14LT FRYERS- DIM. CM (21.5X29.5X12H)	<b>50,00</b>



Code	Description	€
<b>220750</b>	<b>VASCA RACCOGLI OLIO EXTRA PER FRIGGITRICI 14LT</b> EXTRA OIL-DRAINING TANK FOR 14LT FRYERS	<b>146,00</b>

**ACCESSORI GRIGLIE** | GRILLS ACCESSORIES

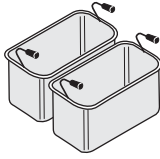


**Code**  
**120630**

**Description**  
**GRIGLIA PESCE (30X48 CM)**  
GRID FOR FISH (30X48 CM)

**€**  
**122,00**

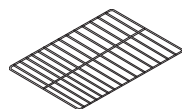
**ACCESSORI CUOCIPASTA | PASTA COOKERS ACCESSORIES**

	<b>Code</b> <b>120635</b>	<b>Description</b> <b>CESTELLO 1 X GN2/3 PER CUOCIPASTA- DIM. CM (29X29X20H)</b> BASKET 1 X GN2/3 FOR PASTA COOKER- DIM. CM (29X29X20H)	<b>€</b> <b>167,00</b>
	<b>Code</b> <b>120660</b>	<b>Description</b> <b>CESTELLO 1XGN1/3 + 2 XGN1/6 PER CUOCIPASTA-DIM. CM (29X16X20H)   (14X14X20H)</b> BASKET 1 X GN1/3 2 X GN1/6 FOR PASTA COOKER-DIM. CM (29X16X20H)   (14X14X20H)	<b>€</b> <b>289,00</b>
	<b>Code</b> <b>120620</b>	<b>Description</b> <b>CESTELLO 2 PZ X GN1/3 PER CUOCIPASTA-DIM. CM (29X16X20H)</b> BASKET 2 PCS X GN1/3 FOR PASTA COOKER-DIM. CM (29X16X20H)	<b>€</b> <b>254,00</b>
	<b>Code</b> <b>120700</b>	<b>Description</b> <b>CESTELLO 2 X GN2/6 PER CUOCIPASTA-DIM. CM (14.5X29X20H)</b> BASKET 2X GN2/6 SET FOR PASTA COOKER-DIM. CM (14.5X29X20H)	<b>€</b> <b>254,00</b>
	<b>Code</b> <b>120625</b>	<b>Description</b> <b>CESTELLO 4 PZ X GN1/6 PER CUOCIPASTA-DIM. CM (14X14X20H)</b> BASKET 4 PCS X GN1/6 FOR PASTA COOKER-DIM. CM (14X14X20H)	<b>€</b> <b>325,00</b>
	<b>Code</b> <b>120652</b>	<b>Description</b> <b>COPERCHIO GN2/3 PER CUOCIPASTA</b> GN2/3 LID FOR PASTA COOKER	<b>€</b> <b>39,00</b>

**ACCESSORI BAGNOMARIA** | BAIN-MARIE ACCESSORIES

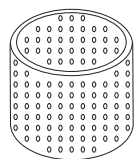
	<b>Code</b> <b>120650</b>	<b>Description</b> <b>COPERCHIO GN1/1</b> GN1/1 LID	<b>€</b> <b>42,00</b>
	<b>Code</b> <b>120580</b>	<b>Description</b> <b>FALSOFONDO GN1/1 PER BAGNOMARIA</b> GN1/1 FALSE BOTTOM FOR BAIN-MARIE	<b>€</b> <b>33,00</b>

**ACCESSORI BASI FORNO ELETTRICHE** | ELECTRIC OVEN BASE ACCESSORIES



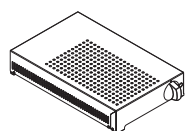
Code	Description	€
<b>220590</b>	<b>GRIGLIA EXTRA FORNO GN2/1 (53X63CM)</b> EXTRA GRID FOR GN2/1 OVEN (53X63CM)	<b>33,00</b>
<b>619004</b>	<b>GRIGLIA EXTRA FORNO GN1/1 (53X47CM)</b> EXTRA GRID FOR GN1/1 OVEN (53X47CM)	<b>33,00</b>

**ACCESSORI PENTOLE** | BOILING PANS ACCESSORIES

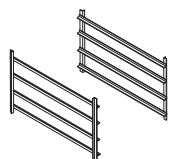


Code	Description	€
<b>619007</b>	<b>CESTO PASTA PER PENTOLA 50LT - DIAMETRO FORI 3MM - 0.12 INCH</b> PASTA BASKET FOR 50LT BOILING PAN - HOLES DIAMETER 3MM - 0.12 INCH	<b>489,00</b>
<b>619008</b>	<b>CESTO VERDURE PER PENTOLA 50LT - DIAMETRO FORI 5MM - 0.20 INCH</b> VEGETABLES BASKET FOR 50LT BOILING PAN -HOLES DIAMETER 5MM - 0.20INCH	<b>489,00</b>

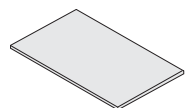
**ACCESSORI PIANI E BASI | TOPS AND BASES ACCESSORIES**



Code	Description	€
<b>116055</b>	<b>ELEMENTO RISCALDANTE PER VANO 230/1 V-50/60 HZ - 1.3 KW - DIM. CM (32X54X9.5H)</b> BASE HEATER FOR CABINET 230/1 V-50/60 HZ - 1.3 KW - DIM. CM (32X54X9.5H)	<b>246,00</b>

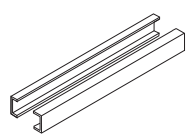
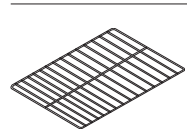


Code	Description	€
<b>120545</b>	<b>KIT GUIDE GRIGLIE GN1/1 SOLO PER VANI NEUTRI</b> KIT GN1/1 GRID RUNNERS FOR CABINET ONLY NEUTRAL ELEMENTS	<b>106,00</b>



Code	Description	€
<b>120530</b>	<b>TAGLIERE IN POLIETILENE</b> POLYETHYLENE CHOPPING BOARD	<b>97,00</b>

**ACCESSORI BASI REFRIGERATE** | REFRIGERATED BASES ACCESSORIES

	<b>Code</b>  <b>9022</b>	<b>Description</b> <b>COPPIA GUIDE GN1/1 PER BASI REFRIGERATE</b> PAIR OF GN1/1 RUNNERS FOR REFRIGERATED BASES	<b>€</b>  <b>29,00</b>
	<b>Code</b>  <b>9023</b>	<b>Description</b> <b>GRIGLIA GN1/1 PER BASI REFRIGERATE</b> GN1/1 GRID FOR REFRIGERATED BASES	<b>€</b>  <b>44,00</b>



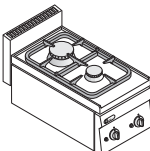

# Tecno 65



## CUCINE A GAS | GAS COOKERS

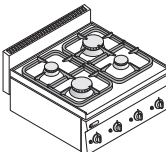

### PIANO COTTURA GAS 2 FUOCHI

2 BURNERS GAS BOILING TOP

		Code	Model	Tot. kW	kW	Lengh cm	Depth cm	Height cm	Kg	m³	€
		123036	PCA35G/0	8,5	1X3,3+1X5,2	35	65	28	18.6	0.15	866,00
				Top power kW - Btu/h 8,5 - 27.297	Inch 13.8	Inch 25.6	Inch 11.0				



### PIANO COTTURA GAS 4 FUOCHI TOP

4 BURNERS GAS BOILING TOP

		Code	Model	Tot. kW	kW	Lengh cm	Depth cm	Height cm	Kg	m³	€
		123037	PCA70G/0	17	2X3,3+2X5,2	70	65	28	31.4	0.29	1.387,00
				Top power kW - Btu/h 17 - 58.006	Inch 27.6	Inch 25.6	Inch 11.0				



### PIANO COTTURA GAS 6 FUOCHI TOP

6 BURNERS GAS BOILING TOP

		Code	Model	Tot. kW	kW	Lengh cm	Depth cm	Height cm	Kg	m³	€
		123038	PCA05G/0	25,5	3X3,3+3X5,2	105	65	28	77.0	0.47	1.821,00
				Top power kW - Btu/h 25,5 - 85.304	Inch 41.3	Inch 25.6	Inch 11.0				



### CUCINA GAS 4 FUOCHI CON FORNO ELETTRICO A CONVEZIONE CON 1 GRIGLIA E 1 TEGLIA

4 BURNERS GAS BOILING TOP RANGE ON ELECTRIC CONVECTION OVEN WITH 1 GRID AND 1 TRAY

		Code	Model	Tot. kW	Hz	V	kW	Lengh cm	Depth cm	Height cm	Kg	m³	€
				17 + 2,5	50-60	230 1 ~	2X3,3+2X5,2	70	65	85	78.0	0.71	
							Oven power kW 2,5	Inch 27.6	Inch 25.6	Inch 33.5			
							Top power kW - Btu/h 17 - 58.006						
		123039	PF70G/0										2.469,00

### CUCINA GAS 4 FUOCHI CON FORNO GAS STATICO CON 1 GRIGLIA E 1 TEGLIA



4 BURNERS GAS BOILING TOP RANGE ON GAS STATIC OVEN WITH 1 GRID AND 1 TRAY

		Code	Model	Tot. kW	Hz	V	kW	Lengh cm	Depth cm	Height cm	Kg	m³	€
		123040	PFA70GG/0	19,2 + 0,03	50-60	230 1 ~	2X3,3+2X5,2	70	65	85	78.0	0.71	2.617,00
							Oven power kW	Inch 27.6	Inch 25.6	Inch 33.5			
							Top power kW - Btu/h						
							2,2 + 0,03						
							17 - 58.006						

**CUCINE A GAS | GAS COOKERS**



**CUCINA GAS 6 FUOCHI CON FORNO ELETTRICO A CONVEZIONE CON 1 GRIGLIA E 1 TEGLIA**

6 BURNERS GAS BOILING TOP RANGE ON ELECTRIC CONVECTION OVEN WITH 1 GRID AND 1 TRAY

		Code	Model	Tot. kW	Hz	V	kW	Lengh cm	Depth cm	Height cm	Kg	m³	€
		123041	PFA05G/0	25,5 + 2,5	50-60	230 1 ~	3X3,3+3X5,2	105	65	85	1046.0	1.01	3.088,00
				Oven power kW 2,5	Inch 41.3	Inch 25.6	Inch 33.5						
				Top power kW - Btu/h 25,5 - 85.304									



**CUCINA GAS 6 FUOCHI CON FORNO GAS STATICO CON 1 GRIGLIA E 1 TEGLIA**

6 BURNERS GAS BOILING TOP RANGE ON GAS STATIC OVEN WITH 1 GRID AND 1 TRAY

		Code	Model	Tot. kW	Hz	V	kW	Lengh cm	Depth cm	Height cm	Kg	m³	€
		123042	PFA05GG/0	27,7+0,03	50-60	230 1 ~	3X3,3+3X5,2	105	65	85	1046.0	1.01	3.164,00
							Oven power kW 2,2 + 0,03	Inch 41.3	Inch 25.6	Inch 33.5			
							Top power kW - Btu/h 25,5 - 85.304						



**CUCINA GAS 6 FUOCHI CON FORNO ELETTRICO A CONVEZIONE GN1/1 CON 1 GRIGLIA E 1 TEGLIA**

6 BURNERS GAS BOILING TOP WITH ELECTRIC CONVECTION GN1/1 OVEN WITH 1 GRID AND 1 TRAY

		Code	Model	Tot. kW	Hz	V	kW	Lengh cm	Depth cm	Height cm	Kg	m³	€
		123043	PFAL105G/0	25,5 + 2,5	50-60	230 1 ~	3X3,3+3X5,2	105	65	85	1046.0	1.01	3.264,00
							Oven power kW 2,5	Inch 41.3	Inch 25.6	Inch 33.5			
							Top power kW - Btu/h 25,5 - 85.304						



**CUCINA GAS 6 FUOCHI CON FORNO GAS STATICO GN1/1 CON 1 GRIGLIA E 1 TEGLIA**

6 BURNERS GAS BOILING TOP RANGE ON GAS STATIC OVEN GN1/1 WITH 1 GRID AND 1 TRAY

		Code	Model	Tot. kW	Hz	V	kW	Lengh cm	Depth cm	Height cm	Kg	m³	€
		123044	PFAL05GG/0	28,8 + 0,03	50-60	230 1 ~	3X3,3+3X5,2	105	65	85	1046.0	1.01	3.474,00
				Oven power kW	Inch	Inch	Inch						
				3,3 + 0,03	41.3	25.6	33.5						
						Top power kW - Btu/h							
							25,5 - 85.304						

**CUCINA GAS 4 FUOCHI CON PIASTRA RISCALDANTE E FORNO ELETTRICO A CONVEZIONE CON 1 GRIGLIA E 1 TEGLIA**

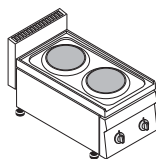
4 BURNERS COOKING RANGE WITH SOLID TOP AND GN1/1 FAN ASSISTED ELECTRIC OVEN

		Code	Model	Tot. kW	Hz	V	kW	Lengh cm	Depth cm	Height cm	Kg	m³	€
		123045	PPFAL5G/0	22 + 2,5	50-60	230 1 ~	2X3,3+2X5,2	105	65	85	125.0	1.01	3.246,00
							Oven power kW 2,5	Inch 41.3	Inch 25.6	Inch 33.5			
							Top power kW - Btu/h 22 - 75.067						

## CUCINE ELETTRICHE | ELECTRIC COOKERS

### PIANO COTTURA ELETTRICO CON 2 PIASTRE ERMETICHE TONDE TOP

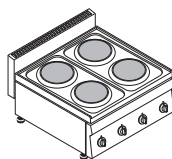
2 ERMETIC ROUND HOT PLATES ELECTRIC BOILING TOP



	Code	Model	Tot. kW	Hz	V	Lenght cm / inch	Depth cm / inch	Height cm / inch	Kg	m³	€
	<b>126001</b>	PC35E/0	4	50-60	400 2N ~	35 / 13.8	65 / 25.6	28 / 11.0	17.0	0.15	<b>663,00</b>
	<b>126002</b>	PC35E/1	4	50-60	230 1 ~	35 / 13.8	65 / 25.6	28 / 11.0	17.0	0.15	<b>652,00</b>

### PIANO COTTURA ELETTRICO CON 4 PIASTRE ERMETICHE TONDE TOP

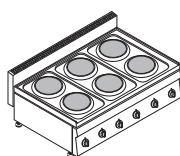
4 ERMETIC ROUND HOT PLATES ELECTRIC BOILING TOP



	Code	Model	Tot. kW	Hz	V	kW	Lenght cm	Depth cm	Height cm	Kg	m³	€
	<b>126004</b>	PC70E/0	8	50-60	400 3N ~	<b>Top power</b> kW - Btu/h 8 - 27.297	70	65	28	28.0	0.29	<b>1.160,00</b>
							Inch 27.6	Inch 25.6	Inch 11.0			

### PIANO COTTURA ELETTRICO CON 6 PIASTRE ERMETICHE TONDE TOP

6 ERMETIC ROUND HOT PLATES ELECTRIC BOILING TOP



	Code	Model	Tot. kW	Hz	V	kW	Lenght cm	Depth cm	Height cm	Kg	m³	€
	<b>126006</b>	PC105E/0	12	50-60	400 3N ~	<b>Top power</b> kW - Btu/h 12 - 40.946	105	65	28	44.4	0.42	<b>1.483,00</b>
							Inch 41.3	Inch 25.6	Inch 11.0			

### CUCINA ELETTRICA CON 4 PIASTRE ERMETICHE TONDE E FORNO ELETTRICO A CONVEZIONE CON 1 GRIGLIA E 1 TEGLIA


4 ERMETIC ROUND HOT PLATES ELECTRIC BOILING TOP ON ELECTRIC CONVECTION OVEN WITH 1 GRID AND 1 TRAY



	Code	Model	Tot. kW	Hz	V	kW	Lenght cm	Depth cm	Height cm	Kg	m³	€
	<b>126008</b>	PF70E/0	10,5	50-60	400 3N ~	<b>Oven power</b> kW 2,5 <b>Top power</b> kW - Btu/h 8 - 27.297	70	65	85	73.5	0.69	<b>2.207,00</b>
							Inch 27.6	Inch 25.6	Inch 33.5			

### CUCINA ELETTRICA CON 6 PIASTRE ERMETICHE TONDE E FORNO ELETTRICO GN1/1 A CONVEZIONE CON 1 GRIGLIA E 1 TEGLIA

6 ERMETIC ROUND HOT PLATES ELECTRIC BOILING TOP ON ELECTRIC CONVECTION GN1/1 OVEN WITH 1 GRID AND 1 TRAY

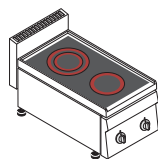


	Code	Model	Tot. kW	Hz	V	kW	Lenght cm	Depth cm	Height cm	Kg	m³	€
	<b>126009</b>	PFL105E/0	14,5	50-60	400 3N ~	<b>Oven power</b> kW 2,5 <b>Top power</b> kW - Btu/h 12 - 40.946	105	65	85	103.0	1.01	<b>2.837,00</b>
							Inch 41.3	Inch 25.6	Inch 33.5			

**CUCINE IN VETROCERAMICA | GLASS CERAMIC COOKERS**

**PIANO COTTURA ELETTRICO IN VETROCERAMICA 2 ZONE RISCALDANTI TOP**

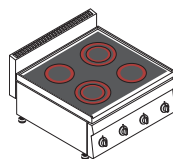
2 HOT ZONES GLASS CERAMIC ELECTRIC COOKTOP



Code	Model	Tot. kW	Hz	V	Lenght cm / inch	Depth cm / inch	Height cm / inch	Kg	m³	€
<b>126011</b>	PCC35E/0	4,3	50-60	400 2N ~	35 / 13.8	65 / 25.6	28 / 11.0	17.7	0.15	<b>1.327,00</b>
<b>126012</b>	PCC35E/1	4,3	50-60	230 1 ~	35 / 13.8	65 / 25.6	28 / 11.0	17.7	0.15	<b>1.304,00</b>

**PIANO COTTURA ELETTRICO IN VETROCERAMICA 4 ZONE RISCALDANTI TOP**

4 HOT ZONES GLASS CERAMIC ELECTRIC COOK-TOP



Code	Model	Tot. kW	Hz	V	kW	Lengh cm	Depth cm	Height cm	Kg	m³	€
<b>126013</b>	PCC70E/0	8,6	50-60	400 3N ~	Top power kW - Btu/h 8,6 - 27.297	70 Inch 27.6	65 Inch 25.6	28 Inch 11.0	29.0	0.29	<b>2.209,00</b>

**CUCINA ELETTRICA CON 4 ZONE RISCALDANTI E FORNO ELETTRICO A CONVEZIONE CON 1 GRIGLIA E 1 TEGLIA**

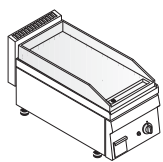

4 HOT ZONES GLASS CERAMIC BOILING TOP ON ELECTRIC CONVECTION OVEN WITH 1 GRID AND 1 TRAY



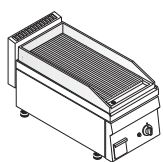

Code	Model	Tot. kW	Hz	V	kW	Lengh cm	Depth cm	Height cm	Kg	m³	€
<b>126014</b>	PFC70E/0	11,1	50-60	400 3N ~	Oven power kW 2,5 Top power kW - Btu/h 8,6 - 27.297	70 Inch 27.6	65 Inch 25.6	85 Inch 33.5	78.0	0.69	<b>3.260,00</b>

**FRY TOP | GRIDDLES**

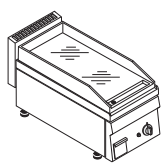

**FRY TOP GAS PIASTRA LISCIA TOP**  
GAS GRIDDLE WITH SMOOTH PLATE TOP

		<b>Code</b>	<b>Model</b>	<b>Tot. kW</b>	<b>Lengh</b> cm	<b>Depth</b> cm	<b>Height</b> cm	<b>Kg</b>	<b>m³</b>	<b>€</b>
				4	35 <i>Inch</i> 13.8	65 <i>Inch</i> 25.6	28 <i>Inch</i> 11.0			
		<b>123020</b>	FTL35G/0					35.0	0.15	<b>1.007,00</b>

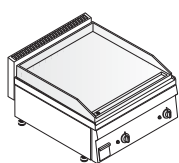


**FRY TOP GAS PIASTRA RIGATA TOP**  
GAS GRIDDLE WITH RIBBED PLATE TOP

		<b>Code</b>	<b>Model</b>	<b>Tot. kW</b>	<b>Lengh</b> cm	<b>Depth</b> cm	<b>Height</b> cm	<b>Kg</b>	<b>m³</b>	<b>€</b>
				4	35 <i>Inch</i> 13.8	65 <i>Inch</i> 25.6	28 <i>Inch</i> 11.0			
		<b>123021</b>	FTR35G/0					37.0	0.15	<b>1.145,00</b>

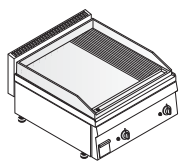


**FRY TOP GAS PIASTRA LISCIA CROMATA TOP**  
GAS GRIDDLE WITH SMOOTH CHROMIUM-PLATED PLATE TOP

		<b>Code</b>	<b>Model</b>	<b>Tot. kW</b>	<b>Lengh</b> cm	<b>Depth</b> cm	<b>Height</b> cm	<b>Kg</b>	<b>m³</b>	<b>€</b>
				4	35 <i>Inch</i> 13.8	65 <i>Inch</i> 25.6	28 <i>Inch</i> 11.0			
		<b>123022</b>	FTC35G/0					38.5	0.15	<b>1.413,00</b>

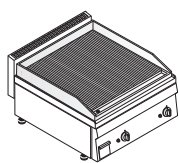

**FRY TOP GAS PIASTRA LISCIA TOP**  
GAS GRIDDLE WITH SMOOTH PLATE TOP

		<b>Code</b>	<b>Model</b>	<b>Tot. kW</b>	<b>Lengh</b> cm	<b>Depth</b> cm	<b>Height</b> cm	<b>Kg</b>	<b>m³</b>	<b>€</b>
				8	70 <i>Inch</i> 27.6	65 <i>Inch</i> 25.6	28 <i>Inch</i> 11.0			
		<b>123023</b>	FTL70G/0					61.2	0.29	 <b>1.421,00</b>

**FRY TOP GAS PIASTRA 1/3 RIGATA TOP**  
GAS GRIDDLE WITH 1/3 RIBBED PLATE TOP

		<b>Code</b>	<b>Model</b>	<b>Tot. kW</b>	<b>Lengh</b> cm	<b>Depth</b> cm	<b>Height</b> cm	<b>Kg</b>	<b>m³</b>	<b>€</b>
				8	70 <i>Inch</i> 27.6	65 <i>Inch</i> 25.6	28 <i>Inch</i> 11.0			
		<b>123024</b>	FTR70G/0					59.8	0.29	 <b>1.543,00</b>

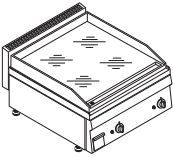
**FRY TOP GAS PIASTRA RIGATA TOP**  
GAS GRIDDLE WITH RIBBED PLATE TOP

		<b>Code</b>	<b>Model</b>	<b>Tot. kW</b>	<b>Lengh</b> cm	<b>Depth</b> cm	<b>Height</b> cm	<b>Kg</b>	<b>m³</b>	<b>€</b>
				8	70 <i>Inch</i> 27.6	65 <i>Inch</i> 25.6	28 <i>Inch</i> 11.0			
		<b>123025</b>	FTRR70G/0					64.5	0.29	<b>1.605,00</b>

**FRY TOP | GRIDDLES**

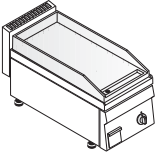
**FRY TOP GAS PIASTRA LISCIA CROMATA TOP**

GAS GRIDDLE WITH SMOOTH CHROMIUM-PLATED PLATE TOP

	Code	Model	Tot. kW	Lengh cm	Depth cm	Height cm	Kg	m³	€	
			8	70	65	28	57.5	0.29		
	<b>123026</b>	FTC70G/0		Inch 27.6	Inch 25.6	Inch 11.0			<b>1.993,00</b>	

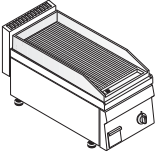
**FRY TOP ELETTRICO PIASTRA LISCIA TOP**

ELECTRIC GRIDDLE WITH SMOOTH PLATE TOP

	Code	Model	Tot. kW	Hz	V	Lenght cm / inch	Depth cm / inch	Height cm / inch	Kg	m³	€
	<b>126015</b>	FTL35E/0	3,9	50-60	400 3N ~	35 / 13.8	65 / 25.6	28 / 11.0	38.0	0.15	<b>1.026,00</b>
	<b>126016</b>	FTL35E/1	3,9	50-60	230 1 ~	35 / 13.8	65 / 25.6	28 / 11.0	37.3	0.15	<b>1.014,00</b>
	<b>126017</b>	FTL35E/2	3	50-60	230 1 ~	35 / 13.8	65 / 25.6	28 / 11.0	36.0	0.15	<b>884,00</b>

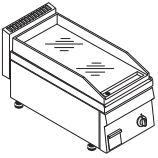
**FRY TOP ELETTRICO PIASTRA RIGATA TOP**

ELECTRIC GRIDDLE WITH RIBBED PLATE TOP

	Code	Model	Tot. kW	Hz	V	Lenght cm / inch	Depth cm / inch	Height cm / inch	Kg	m³	€
	<b>126018</b>	FTR35E/0	3,9	50-60	400 3N ~	35 / 13.8	65 / 25.6	28 / 11.0	34.0	0.15	<b>1.071,00</b>
	<b>126019</b>	FTR35E/1	3,9	50-60	230 1 ~	35 / 13.8	65 / 25.6	28 / 11.0	35.0	0.15	<b>1.056,00</b>
	<b>126020</b>	FTR35E/2	3	50-60	230 1 ~	35 / 13.8	65 / 25.6	28 / 11.0	34.0	0.15	<b>931,00</b>

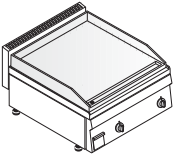
**FRY TOP ELETTRICO PIASTRA LISCIA CROMATA**

ELECTRIC GRIDDLE WITH SMOOTH CHROMIUM-PLATED PLATE TOP

	Code	Model	Tot. kW	Hz	V	Lenght cm / inch	Depth cm / inch	Height cm / inch	Kg	m³	€
	<b>126021</b>	FTC35E/0	3,9	50-60	400 3N ~	35 / 13.8	65 / 25.6	28 / 11.0	37.0	0.15	<b>1.293,00</b>
	<b>126022</b>	FTC35E/1	3,9	50-60	230 1 ~	35 / 13.8	65 / 25.6	28 / 11.0	37.0	0.15	<b>1.281,00</b>
	<b>126023</b>	FTC35E/2	3	50-60	230 1 ~	35 / 13.8	65 / 25.6	28 / 11.0	37.0	0.15	<b>1.151,00</b>

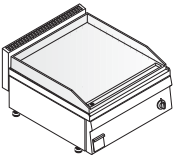
**FRY TOP ELETTRICO PIASTRA LISCIA TOP**

ELECTRIC GRIDDLE WITH SMOOTH PLATE TOP

	Code	Model	Tot. kW	Hz	V	Lengh cm	Depth cm	Height cm	Kg	m³	€
			7,8	50-60	400 3N ~	70	65	28	63.0	0.29	
	<b>126024</b>	FTL70E/0				Inch 27.6	Inch 25.6	Inch 11.0			<b>1.440,00</b>

**FRY TOP ELETTRICO PIASTRA LISCIA TOP - CONTROLLO TEMPERATURA UNICO**

ELECTRIC GRIDDLE WITH SMOOTH PLATE TOP - SINGLE TEMPERATURE CONTROL

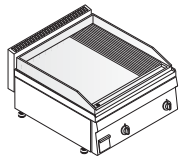

	Code	Model	Tot. kW	Hz	V	Lengh cm	Depth cm	Height cm	Kg	m³	€
			6	50-60	230 1 ~	70	65	28	66.4	0.29	
	<b>126025</b>	FTL70E/2				Inch 27.6	Inch 25.6	Inch 11.0			<b>1.330,00</b>



**FRY TOP | GRIDDLES**

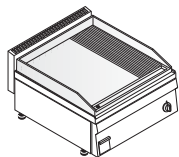

**FRY TOP ELETTRICO PIASTRA 1/3 RIGATA TOP**

ELECTRIC GRIDDLE WITH 1/3 RIBBED PLATE TOP

		Code	Model	Tot. kW	Hz	V	Lengh cm	Depth cm	Height cm	Kg	m³	€
		126026	FTR70E/0	7,8	50-60	400 3N ~	70	65	28	62.0	0.29	<b>1.591,00</b>
							Inch 27.6	Inch 25.6	Inch 11.0			

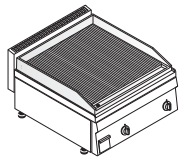

**FRY TOP ELETTRICO PIASTRA 1/3 RIGATA TOP - CONTROLLO TEMPERATURA UNICO**

ELECTRIC GRIDDLE WITH 1/3 RIBBED PLATE TOP - SINGLE TEMPERATURE CONTROL

		Code	Model	Tot. kW	Hz	V	Lengh cm	Depth cm	Height cm	Kg	m³	€
		126027	FTR70E/2	6	50-60	230 1 ~	70	65	28	65.3	0.29	<b>1.476,00</b>
							Inch 27.6	Inch 25.6	Inch 11.0			

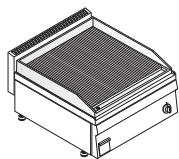

**FRY TOP ELETTRICO PIASTRA RIGATA TOP**

ELECTRIC GRIDDLE WITH RIBBED PLATE TOP

		Code	Model	Tot. kW	Hz	V	Lengh cm	Depth cm	Height cm	Kg	m³	€
		126028	FTRR70E/0	7,8	50-60	400 3N ~	70	65	28	60.0	0.29	<b>1.656,00</b>
							Inch 27.6	Inch 25.6	Inch 11.0			

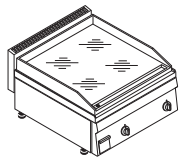

**FRY TOP ELETTRICO PIASTRA RIGATA TOP - CONTROLLO TEMPERATURA UNICO**

ELECTRIC GRIDDLE WITH RIBBED PLATE TOP - SINGLE TEMPERATURE CONTROL

		Code	Model	Tot. kW	Hz	V	Lengh cm	Depth cm	Height cm	Kg	m³	€
		126029	FTRR70E/2	6	50-60	230 1 ~	70	65	28	65.3	0.29	<b>1.541,00</b>
							Inch 27.6	Inch 25.6	Inch 11.0			

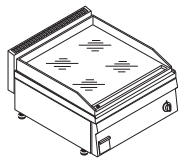

**FRY TOP ELETTRICO PIASTRA LISCIA CROMATA TOP**

ELECTRIC GRIDDLE WITH SMOOTH CHROMIUM-PLATED PLATE TOP

		Code	Model	Tot. kW	Hz	V	Lengh cm	Depth cm	Height cm	Kg	m³	€
		126030	FTC70E/0	7,8	50-60	400 3N ~	70	65	28	63.0	0.29	<b>1.922,00</b>
							Inch 27.6	Inch 25.6	Inch 11.0			

**FRY TOP ELETTRICO PIASTRA LISCIA CROMATA TOP - CONTROLLO TEMPERATURA UNICO**

ELECTRIC GRIDDLE WITH SMOOTH CHROMIUM-PLATED PLATE TOP - SINGLE TEMPERATURE CONTROL

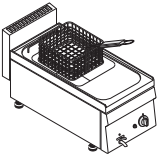

		Code	Model	Tot. kW	Hz	V	Lengh cm	Depth cm	Height cm	Kg	m³	€
		126031	FTC70E/2	6	50-60	230 1 ~	70	65	28	67.5	0.29	<b>1.816,00</b>
							Inch 27.6	Inch 25.6	Inch 11.0			



FRIGGITRICI | FRYERS

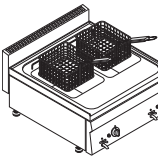

**FRIGGITRICE GAS 8LT TOP CON ELEMENTI RISCALDANTI IN VASCA**

8LT GAS FRYER TOP WITH IN-TANK HEATING ELEMENTS

	Code	Model	Tot. kW	Lengh cm	Depth cm	Height cm	Kg	m³	€	
	123027	FR35G/0	6,25	35 Inch 13.8	65 Inch 25.6	28 Inch 11.0	24.0	0.15		<b>1.330,00</b>

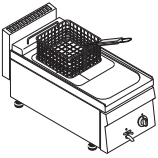
**FRIGGITRICE GAS 8LT+8LT TOP ELEMENTI RISCALDANTI IN VASCA**

8LT+8LT GAS FRYER TOP WITH IN TANK HEATING ELEMENTS

	Code	Model	Tot. kW	Lengh cm	Depth cm	Height cm	Kg	m³	€	
	123028	FR70G/0	12,5	70 Inch 27.6	65 Inch 25.6	28 Inch 11.0	42.8	0.29		<b>2.265,00</b>

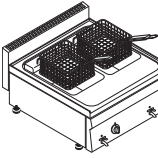
**FRIGGITRICE ELETTRICA 8LT TOP CON ELEMENTI RISCALDANTI IN VASCA BASCULANTI**

8LT ELECTRIC FRYER TOP WITH IN TANK TILTING HEATING ELEMENTS

	Code	Model	Tot. kW	Hz	V	Lenght cm / inch	Depth cm / inch	Height cm / inch	Kg	m³	€
	126032	FR35E/0	6	50-60	400 3N ~	35 / 13.8	65 / 25.6	28 / 11.0	21.0	0.15	<b>1.077,00</b>
	126033	FR35E/1	6	50-60	230 1 ~	35 / 13.8	65 / 25.6	28 / 11.0	21.0	0.15	<b>1.062,00</b>

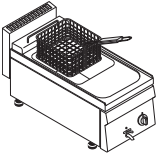

**FRIGGITRICE ELETTRICA 8LT+8LT TOP CON ELEMENTI RISCALDANTI IN VASCA BASCULANTI**

8LT+8LT ELECTRIC FRYER TOP WITH IN TANK TILTING HEATING ELEMENTS

	Code	Model	Tot. kW	Hz	V	Lenght cm / inch	Depth cm / inch	Height cm / inch	Kg	m³	€
	126035	FR70E/0	12	50-60	400 3N ~	70 / 27.6	65 / 25.6	28 / 11.0	37.0	0.29	<b>1.884,00</b>

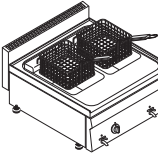

**FRIGGITRICE ELETTRICA 8LT TOP CON ELEMENTI RISCALDANTI IN VASCA BASCULANTI**

8LT ELECTRIC FRYER TOP WITH IN TANK TILTING HEATING ELEMENTS

	Code	Model	Tot. kW	Hz	V	Lenght cm / inch	Depth cm / inch	Height cm / inch	Kg	m³	€
	126050	FR35ES/0	7,5	50-60	400 3N ~	35 / 13.8	65 / 25.6	28 / 11.0	20.0	0.15	 <b>1.132,00</b>

**FRIGGITRICE ELETTRICA 8LT+8LT TOP CON ELEMENTI RISCALDANTI IN VASCA SOLLEVABILI**

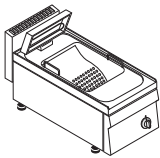

8LT+8LT ELECTRIC FRYER TOP WITH IN TANK TILTING HEATING ELEMENTS

	Code	Model	Tot. kW	Hz	V	Lenght cm / inch	Depth cm / inch	Height cm / inch	Kg	m³	€
	126052	FR70ES/0	15	50-60	400 3N ~	70 / 27.6	65 / 25.6	28 / 11.0	35.0	0.29	 <b>1.940,00</b>

**SCALDAPATATE | CHIP SCUTTLE**

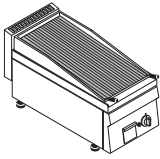

**SCALDAPATATE ELETTRICO GN2/3 TOP**

GN2/3 ELECTRIC CHIP SCUTTLE TOP

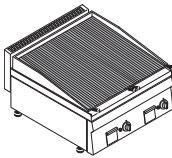

	Code	Model	Tot. kW	Hz	V	Length cm	Depth cm	Height cm	Kg	m³	€
	<b>126037</b>	SP35E/0	0,65	50-60	230 1 ~	35 <i>Inch</i> 13.8	65 <i>Inch</i> 25.6	28 <i>Inch</i> 11.0	19.2	0.17	 <b>1.016,00</b>

**GRIGLIE | GRILLS**

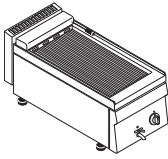

**GRIGLIA GAS A PIETRA LAVICA TOP CON GRIGLIA INOX A V**  
GAS LAVASTONE GRILL TOP WITH V SHAPED STAINLESS STEEL GRID

 	Code	Model	Tot. kW	Lengh cm	Depth cm	Height cm	Kg	m³	€	
	<b>123031</b>	GR35G/0	6,9	35 Inch 13.8	65 Inch 25.6	28 Inch 11.0	31.2	0.15	<b>1.462,00</b>	

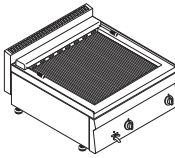

**GRIGLIA GAS A PIETRA LAVICA TOP CON GRIGLIA INOX A V**  
GAS LAVASTONE GRILL TOP WITH V SHAPED STAINLESS STEEL GRID

 	Code	Model	Tot. kW	Lengh cm	Depth cm	Height cm	Kg	m³	€	
	<b>123032</b>	GR70G/0	13,8	70 Inch 27.6	65 Inch 25.6	28 Inch 11.0	56.0	0.29	<b>2.192,00</b>	

**GRILL ELETTRICO TOP**  
ELECTRIC GRILL TOP

 	Code	Model	Tot. kW	Hz	V	Lenght cm / inch	Depth cm / inch	Height cm / inch	Kg	m³	€
	<b>126040</b>	GR35E/0	3	50-60	400 3N ~	35 / 13.8	65 / 25.6	28 / 11.0	23.8	0.15	<b>1.251,00</b>
	<b>126041</b>	GR35E/2	3	50-60	230 1 ~	35 / 13.8	65 / 25.6	28 / 11.0	23.8	0.15	<b>1.238,00</b>

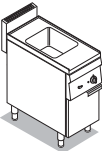

**GRILL ELETTRICO TOP**  
ELECTRIC GRILL TOP

 	Code	Model	Tot. kW	Hz	V	Lengh cm	Depth cm	Height cm	Kg	m³	€
	<b>126042</b>	GR70E/0	6	50-60	400 3N ~	70 Inch 27.6	65 Inch 25.6	28 Inch 11.0	39.0	0.29	<b>2.087,00</b>

**CUOCIPASTA | PASTA COOKERS**

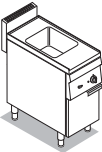

**CUOCIPASTA GAS 23LT GN2/3 FREESTANDING SU VANO CHIUSO - CESTELLI NON COMPRESI**

FREESTANDING 23LT GN2/3 GAS PASTA COOKER ON CLOSED CABINET- BASKETS NOT INCLUDED

		<b>Code</b>	<b>Model</b>	<b>Tot. kW</b>	<b>Length</b> cm	<b>Depth</b> cm	<b>Height</b> cm	<b>Kg</b>	<b>m³</b>	<b>€</b>
		<b>123033</b>	CP35G/0	10	35 <i>Inch</i> 13.8	65 <i>Inch</i> 25.6	85 <i>Inch</i> 33.5	50.0	0.40	<b>1.868,00</b>

**CUOCIPASTA ELETTRICO 23LT GN2/3 FREESTANDING SU VANO CHIUSO - CESTELLI NON COMPRESI**


FREESTANDING 23LT GN2/3 ELECTRIC PASTA COOKER ON CLOSED CABINET - BASKETS NOT INCLUDED

		<b>Code</b>	<b>Model</b>	<b>Tot. kW</b>	<b>Hz</b>	<b>V</b>	<b>Length</b> cm	<b>Depth</b> cm	<b>Height</b> cm	<b>Kg</b>	<b>m³</b>	<b>€</b>
		<b>126047</b>	CP35E/0	4,8	50-60	400 3N ~	35 <i>Inch</i> 13.8	65 <i>Inch</i> 25.6	85 <i>Inch</i> 33.5	52.5	0.40	<b>2.015,00</b>

**BAGNOMARIA | BAIN-MARIE**


**BAGNOMARIA GAS GN1/1 TOP**

GN1/1 GAS BAIN-MARIE TOP

	Code	Model	Tot. kW	Lengh cm	Depth cm	Height cm	Kg	m³	€	
	123029	BM35G/0	2	35 Inch 13.8	65 Inch 25.6	28 Inch 11.0	19.3	0.15	953,00	

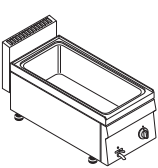


**BAGNOMARIA GAS GN2/1 TOP**

GN2/1 GAS BAIN-MARIE TOP

	Code	Model	Tot. kW	Lengh cm	Depth cm	Height cm	Kg	m³	€	
	123030	BM70G/0	2	35 Inch 13.8	65 Inch 25.6	28 Inch 11.0	27.6	0.29	1.259,00	


**BAGNOMARIA ELETTRICO GN1/1 TOP**

GN1/1 ELECTRIC BAIN-MARIE TOP

		Code	Model	Tot. kW	Hz	V	Lengh cm	Depth cm	Height cm	Kg	m³	€
		126038	BM35E/0	1,3	50-60	230 1 ~	35 <i>Inch</i> 13.8	65 <i>Inch</i> 25.6	28 <i>Inch</i> 11.0	17.0	0.15	 760,00

**BAGNOMARIA ELETTRICO GN2/1 TOP**

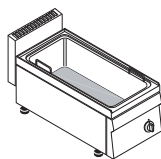
GN2/1 ELECTRIC BAIN-MARIE TOP

	Code	Model	Tot. kW	Hz	V	Lengh cm	Depth cm	Height cm	Kg	m³	€	
	126039	BM70E/0	2,6	50-60	230 1 ~	70 Inch 27.6	65 Inch 25.6	28 Inch 11.0	26.0	0.29	998,00	

**BRASIERE MULTIFUNZIONE | MULTIFUNCTION BRAISING PANS**

**BRASIERA ELETTRICA MULTIFUNZIONE TOP - FONDO SPESSO 10MM**

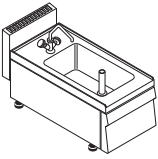
MULTIFUNCTIONAL ELECTRIC BRATT PAN TOP - 10MM THICK BOTTOM



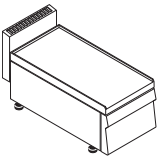
Code	Model	Tot. kW	Hz	V	Lenght cm / inch	Depth cm / inch	Height cm / inch	Kg	m³	€
<b>126053</b>	BRM35E/0	3,3	50-60	400 3N ~	35 / 13.8	65 / 25.6	28 / 11.0	31.8	0.15	<b>1.867,00</b>
<b>126054</b>	BRM35E/1	3,3	50-60	230 1 ~	35 / 13.8	65 / 25.6	28 / 11.0	31.8	0.15	<b>1.850,00</b>

PIANI BASI LAVELLI | TOPS BASES SINKS

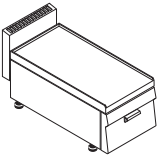
**LAVELLO CON RUBINETTO**  
SINK WITH TAP

	Code	Model	Lengh cm	Depth cm	Height cm	Kg	m³	€
	<b>160065</b>	L35/0	35	65	30	16.2	0.15	<b>642,00</b>
			Inch 13.8	Inch 25.6	Inch 11.8			

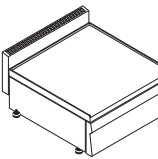
**PIANO DI LAVORO NEUTRO**  
WORK-TOP

	Code	Model	Lengh cm	Depth cm	Height cm	Kg	m³	€
	<b>160070</b>	PN35/0	35	65	28	17.0	0.15	<b>297,00</b>
			Inch 13.8	Inch 25.6	Inch 11.0			

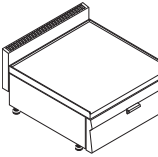
**PIANO DI LAVORO CON CASSETTO GN1/1**  
WORK-TOP WITH GN1/1 DRAWER

	Code	Model	Lengh cm	Depth cm	Height cm	Kg	m³	€
	<b>160140</b>	PNC35/0	35	65	28	20.0	0.15	<b>435,00</b>
			Inch 13.8	Inch 25.6	Inch 11.0			

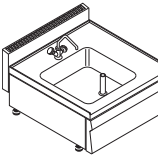
**PIANO DI LAVORO NEUTRO**  
WORK-TOP

	Code	Model	Lengh cm	Depth cm	Height cm	Kg	m³	€
	<b>160075</b>	PN70/0	70	65	28	26.4	0.29	<b>445,00</b>
			Inch 27.6	Inch 25.6	Inch 11.0			

**PIANO DI LAVORO CON CASSETTO GN2/1**  
WORK-TOP WITH GN2/1 DRAWER

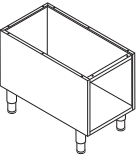
	Code	Model	Lengh cm	Depth cm	Height cm	Kg	m³	€
	<b>160145</b>	PNC70/0	70	65	28	33.0	0.29	<b>651,00</b>
			Inch 27.6	Inch 25.6	Inch 11.0			

**LAVELLO CON RUBINETTO**  
SINK WITH TAP

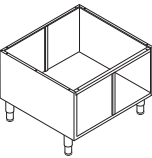
	Code	Model	Lengh cm	Depth cm	Height cm	Kg	m³	€
	<b>160170</b>	L70/0	70	65	28	24.8	0.29	<b>885,00</b>
			Inch 27.6	Inch 25.6	Inch 11.0			

**PIANI BASI LAVELLI | TOPS BASES SINKS**

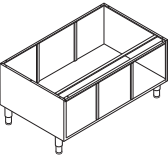
**BASE APERTA**  
OPEN CABINET

	<b>Code</b>	<b>Model</b>	<b>Lengh</b> cm	<b>Depth</b> cm	<b>Height</b> cm	<b>Kg</b>	<b>m³</b>	<b>€</b>
	<b>110080</b>	VN35/0	35	57,5	60	16.0	0.20	<b>48H</b> <b>300,00</b>
			Inch 13.8	Inch 22.4	Inch 23.6			

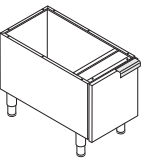
**BASE APERTA**  
OPEN CABINET

	<b>Code</b>	<b>Model</b>	<b>Lengh</b> cm	<b>Depth</b> cm	<b>Height</b> cm	<b>Kg</b>	<b>m³</b>	<b>€</b>
	<b>110085</b>	VN70/0	70	57,5	60	20.0	0.37	<b>48H</b> <b>347,00</b>
			Inch 27.6	Inch 22.4	Inch 23.6			

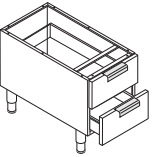
**BASE APERTA**  
OPEN CABINET

	<b>Code</b>	<b>Model</b>	<b>Lengh</b> cm	<b>Depth</b> cm	<b>Height</b> cm	<b>Kg</b>	<b>m³</b>	<b>€</b>
	<b>110150</b>	VN105/0	105	57,5	60	25.0	0.56	<b>48H</b> <b>391,00</b>
			Inch 41.3	Inch 22.4	Inch 23.6			

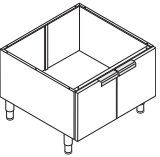
**BASE CON PORTA**  
CABINET WITH DOOR

	<b>Code</b>	<b>Model</b>	<b>Lengh</b> cm	<b>Depth</b> cm	<b>Height</b> cm	<b>Kg</b>	<b>m³</b>	<b>€</b>
	<b>116050</b>	VNP35/0	35	57,5	60	17.0	0.20	<b>48H</b> <b>421,00</b>
			Inch 13.8	Inch 22.4	Inch 23.6			

**BASE CON CASSETTI GN1/1**  
CABINET WITH GN1/1 DRAWERS

	<b>Code</b>	<b>Model</b>	<b>Lengh</b> cm	<b>Depth</b> cm	<b>Height</b> cm	<b>Kg</b>	<b>m³</b>	<b>€</b>
	<b>116051</b>	VNC35/0	35	57,5	60	19.0	0.20	<b>655,00</b>
			Inch 13.8	Inch 22.4	Inch 23.6			

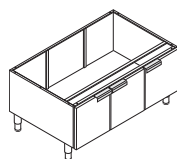
**BASE CON PORTE**  
CABINET WITH DOORS


	<b>Code</b>	<b>Model</b>	<b>Lengh</b> cm	<b>Depth</b> cm	<b>Height</b> cm	<b>Kg</b>	<b>m³</b>	<b>€</b>
	<b>116052</b>	VNP70/0	70	57,5	60	24.0	0.37	<b>48H</b> <b>592,00</b>
			Inch 27.6	Inch 22.4	Inch 23.6			



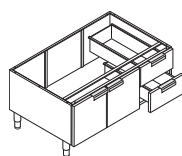
PIANI BASI LAVELLI | TOPS BASES SINKS

**BASE CON PORTE**  
CABINET WITH DOORS



Code	Model	Length cm	Depth cm	Height cm	Kg	m³	€
<b>116053</b>	VNP105/0	105	57,5	60	30.0	0.56	 <b>759,00</b>
		Inch 41.3	Inch 22.4	Inch 23.6			

**BASE CON CASSETTI GN1/1**  
CABINET WITH GN1/1 DRAWERS

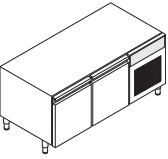


Code	Model	Length cm	Depth cm	Height cm	Kg	m³	€
<b>116054</b>	VNC105/0	105	57,5	60	36.2	0.56	<b>987,00</b>
		Inch 41.3	Inch 22.4	Inch 23.6			

**BASI REFRIGERATE | REFRIGERATED BASES**

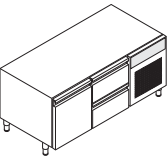
**BASE REFRIGERATA GN1/1 - 2 PORTE**

GN1/1 REFRIGERATED BASE - 2 DOORS

	Code	Model	Tot. kW	Hz	V	Lengh cm	Depth cm	Height cm	Kg	m³	€
	<b>190190</b>	BP140/0	0,265	50	230 1 ~	140	65	62	104.0	0.89	<b>4.061,00</b>
						Inch 55.1	Inch 25.6	Inch 24.4			

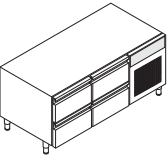
**BASE REFRIGERATA GN1/1 - 1 PORTA - 2 CASSETTI**

GN1/1 REFRIGERATED BASE - 1 DOOR - 2 DRAWERS

	Code	Model	Tot. kW	Hz	V	Lengh cm	Depth cm	Height cm	Kg	m³	€
	<b>190191</b>	BPC140/0	0,265	50	230 1 ~	140	65	62	114.0	0.89	<b>4.531,00</b>
						Inch 55.1	Inch 25.6	Inch 24.4			

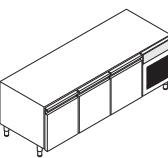
**BASE REFRIGERATA GN1/1 - 4 CASSETTI**

GN1/1 REFRIGERATED BASE - 4 DRAWERS

	Code	Model	Tot. kW	Hz	V	Lengh cm	Depth cm	Height cm	Kg	m³	€
	<b>190192</b>	BC140/0	0,265	50	230 1 ~	140	65	62	124.0	0.89	<b>5.004,00</b>
						Inch 55.1	Inch 25.6	Inch 24.4			

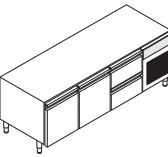
**BASE REFRIGERATA GN1/1 - 3 PORTE**

GN1/1 REFRIGERATED BASE - 3 DOORS

	Code	Model	Tot. kW	Hz	V	Lengh cm	Depth cm	Height cm	Kg	m³	€
	<b>190193</b>	BP175/0	0,318	50	230 1 ~	175	65	62	128.0	1.07	<b>4.768,00</b>
						Inch 68.9	Inch 25.6	Inch 24.4			

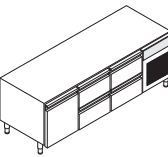
**BASE REFRIGERATA GN1/1 - 2 PORTE - 2 CASSETTI**

GN1/1 REFRIGERATED BASE - 2 DOORS - 2 DRAWERS

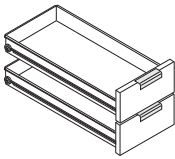
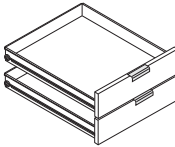

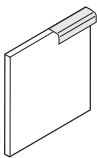
	Code	Model	Tot. kW	Hz	V	Lengh cm	Depth cm	Height cm	Kg	m³	€
	<b>190194</b>	BPC175/0	0,318	50	230 1 ~	175	65	62	140.0	1.07	<b>5.246,00</b>
						Inch 68.9	Inch 25.6	Inch 24.4			

**BASE REFRIGERATA GN1/1 - 1 PORTA - 4 CASSETTI**

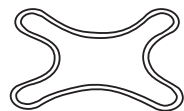
GN1/1 REFRIGERATED BASE - 1 DOOR - 4 DRAWERS

	Code	Model	Tot. kW	Hz	V	Lengh cm	Depth cm	Height cm	Kg	m³	€
	<b>190195</b>	BC175/0	0,318	50	230 1 ~	175	65	62	152.0	1.07	<b>5.722,00</b>
						Inch 68.9	Inch 25.6	Inch 24.4			

**ACCESSORI | ACCESSORIES**

	<b>Code</b> <b>119002</b>	<b>Description</b> <b>COPPIA CASSETTI GN1/1 NON POSIZIONABILE SU ELEMENTO RISCALDANTE - ALTEZZA 12CM</b> PAIR OF GN1/1 DRAWERS NOT TO PLACE ON HEATING ELEMENT - HEIGHT 12CM	<b>€</b> <b>353,00</b>
	<b>Code</b> <b>119003</b>	<b>Description</b> <b>COPPIA CASSETTI GN2/1 NON POSIZIONABILI SU ELEMENTI RISCALDANTI - ALTEZZA 12 CM</b> PAIR OF GN2/1 DRAWERS NOT TO PLACE ON HEATING ELEMENT - HEIGHT 12CM	<b>€</b> <b>422,00</b>
	<b>Code</b> <b>120585</b>	<b>Description</b> <b>ELEMENTO DI UNIONE</b> JOINT ELEMENT	<b>€</b> <b>24,00</b>
	<b>Code</b> <b>119001</b>	<b>Description</b> <b>PORTINA DESTRA/SINISTRA</b> RIGHT/LEFT DOOR	<b>€</b> <b>122,00</b>

**ACCESSORI CUCINE A GAS** | GAS COOKERS ACCESSORIES



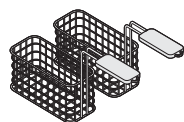
Code	Description
<b>120655</b>	<b>RIDUTTORE POSAPENTOLE</b> PAN SUPPORT GRID

€
<b>13,00</b>

**ACCESSORI FRY TOP** | GRIDDLES ACCESSORIES

	<b>Code</b> <b>120590</b>	<b>Description</b> <b>COPPIA ELEMENTI DI UNIONE PER FRY TOP</b> PAIR OF JOINT ELEMENTS FOR GRIDDLES	<b>€</b> <b>70,00</b>
	<b>Code</b> <b>120597</b>	<b>Description</b> <b>RASCHIETTO - KIT LAMA RICAMBIO (10PZ)</b> SCRAPER BLADES (10PCS)	<b>€</b> <b>24,00</b>
	<b>Code</b> <b>120595</b>	<b>Description</b> <b>RASCHIETTO PER PULIZIA FRY TOP</b> SCRAPER FOR THE GRIDDLE CLEANING	<b>€</b> <b>36,00</b>

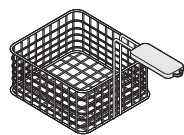
**ACCESSORI FRIGGITRICI** | FRYERS ACCESSORIES



**Code**  
**120690**

**Description**  
**CESTELLO EXTRA (2 PZ) PER FRIGGITRICI 8LT - DIM. CM (10.5X26.5X10.5H)**  
 BASKETS - EXTRA (2 PCS) FOR 8LT FRYERS- DIM. CM (10.5X26.5X10.5H)

**€**  
**91,00**



**Code**  
**120575**

**Description**  
**CESTELLO EXTRA PER FRIGGITRICI 8LT**  
 EXTRA BASKET FOR 8LT FRYERS

**€**  
**39,00**

**ACCESSORI GRIGLIE** | GRILLS ACCESSORIES



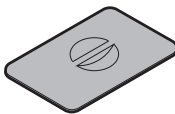

Code	Description	€
<b>120630</b>	<b>GRIGLIA PESCE (30X48 CM)</b> GRID FOR FISH (30X48 CM)	<b>122,00</b>

**ACCESSORI CUOCIPASTA | PASTA COOKERS ACCESSORIES**

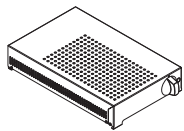
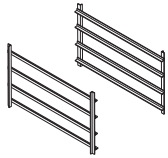
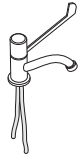
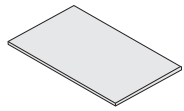
	<b>Code</b> <b>120635</b>	<b>Description</b> <b>CESTELLO 1 X GN2/3 PER CUOCIPASTA- DIM. CM (29X29X20H)</b> BASKET 1 X GN2/3 FOR PASTA COOKER- DIM. CM (29X29X20H)	<b>€</b> <b>167,00</b>
	<b>Code</b> <b>120660</b>	<b>Description</b> <b>CESTELLO 1XGN1/3 + 2 XGN1/6 PER CUOCIPASTA-DIM. CM (29X16X20H)   (14X14X20H)</b> BASKET 1 X GN1/3 2 X GN1/6 FOR PASTA COOKER-DIM. CM (29X16X20H)   (14X14X20H)	<b>€</b> <b>289,00</b>
	<b>Code</b> <b>120620</b>	<b>Description</b> <b>CESTELLO 2 PZ X GN1/3 PER CUOCIPASTA-DIM. CM (29X16X20H)</b> BASKET 2 PCS X GN1/3 FOR PASTA COOKER-DIM. CM (29X16X20H)	<b>€</b> <b>254,00</b>
	<b>Code</b> <b>120700</b>	<b>Description</b> <b>CESTELLO 2 X GN2/6 PER CUOCIPASTA-DIM. CM (14.5X29X20H)</b> BASKET 2X GN2/6 SET FOR PASTA COOKER-DIM. CM (14.5X29X20H)	<b>€</b> <b>254,00</b>
	<b>Code</b> <b>120625</b>	<b>Description</b> <b>CESTELLO 4 PZ X GN1/6 PER CUOCIPASTA-DIM. CM (14X14X20H)</b> BASKET 4 PCS X GN1/6 FOR PASTA COOKER-DIM. CM (14X14X20H)	<b>€</b> <b>325,00</b>
	<b>Code</b> <b>120652</b>	<b>Description</b> <b>COPERCHIO GN2/3 PER CUOCIPASTA</b> GN2/3 LID FOR PASTA COOKER	<b>€</b> <b>39,00</b>



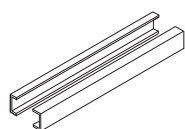
**ACCESSORI BAGNOMARIA** | BAIN-MARIE ACCESSORIES

	<b>Code</b> <b>120650</b>	<b>Description</b> <b>COPERCHIO GN1/1</b> GN1/1 LID	<b>€</b> <b>42,00</b>
	<b>Code</b> <b>120580</b>	<b>Description</b> <b>FALSOFONDO GN1/1 PER BAGNOMARIA</b> GN1/1 FALSE BOTTOM FOR BAIN-MARIE	<b>€</b> <b>33,00</b>

**ACCESSORI PIANI BASI LAVELLI** | TOPS BASES SINKS ACCESSORIES

	<b>Code</b> <b>116055</b>	<b>Description</b> <b>ELEMENTO RISCALDANTE PER VANO 230/1 V-50/60 HZ - 1.3 KW - DIM. CM (32X54X9.5H)</b> BASE HEATER FOR CABINET 230/1 V-50/60 HZ - 1.3 KW - DIM. CM (32X54X9.5H)	<b>€</b> <b>246,00</b>
	<b>Code</b> <b>120545</b>	<b>Description</b> <b>KIT GUIDE GRIGLIE GN1/1 SOLO PER VANI NEUTRI</b> KIT GN1/1 GRID RUNNERS FOR CABINET ONLY NEUTRAL ELEMENTS	<b>€</b> <b>106,00</b>
	<b>Code</b> <b>9024</b>	<b>Description</b> <b>MISCELATORE A LEVA</b> LEVER TAP	<b>€</b> <b>187,00</b>
	<b>Code</b> <b>120530</b>	<b>Description</b> <b>TAGLIERE IN POLIETILENE</b> POLYETHYLENE CHOPPING BOARD	<b>€</b> <b>97,00</b>

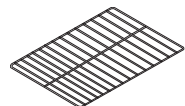
**ACCESSORI BASI REFRIGERATE** | REFRIGERATED BASES ACCESSORIES



**Code**  
**9022**

**Description**  
**COPPIA GUIDE GN1/1 PER BASI REFRIGERATE**  
PAIR OF GN1/1 RUNNERS FOR REFRIGERATED BASES

**€**  
**29,00**



**Code**  
**9023**

**Description**  
**GRIGLIA GN1/1 PER BASI REFRIGERATE**  
GN1/1 GRID FOR REFRIGERATED BASES

**€**  
**44,00**



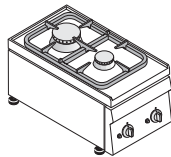

# Tecno 60

Tecno 60





## CUCINE A GAS | GAS COOKERS

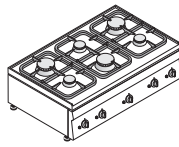

### PIANO COTTURA GAS 2 FUOCHI TOP 2 BURNERS GAS BOILING TOP

	Code	Model	Tot. kW	kW	Length cm	Depth cm	Height cm	Kg	m³	€
		<b>113001</b>	6,6	1x3 + 1x3,6  Top power kW - Btu/h 6,6 - 20.473	35  Inch 13.8	60  Inch 23.6	30  Inch 11.8	17.0	0.15	<b>48H</b> 690,00
		PC35G/6								



### PIANO COTTURA GAS 4 FUOCHI TOP 4 BURNERS GAS BOILING TOP

	Code	Model	Tot. kW	kW	Length cm	Depth cm	Height cm	Kg	m³	€
		<b>113002</b>	13,2	2x3 + 2x3,6  Top power kW - Btu/h 13,2 - 44.358	70  Inch 27.6	60  Inch 23.6	30  Inch 11.8	27.0	0.29	<b>48H</b> 1.074,00
		PC70G/6								



### PIANO COTTURA GAS 6 FUOCHI TOP 6 BURNERS GAS BOILING TOP

	Code	Model	Tot. kW	kW	Length cm	Depth cm	Height cm	Kg	m³	€
		<b>113003</b>	19,8	3x3 + 3x3,6  Top power kW - Btu/h 19,8 - 64.831	105  Inch 41.3	60  Inch 23.6	30  Inch 11.8	40.0	0.42	<b>1.350,00</b>
		PC105G/6								

### CUCINA GAS 4 FUOCHI CON FORNO ELETTRICO A CONVEZIONE CON 1 GRIGLIA E 1 TEGLIA 4 BURNERS GAS BOILING TOP ON ELECTRIC CONVECTION OVEN WITH 1 GRID AND 1 TRAY

	Code	Model	Tot. kW	Hz	V	kW	Length cm	Depth cm	Height cm	Kg	m³	€
		<b>113006</b>	13,2 + 2,5	50-60	230 1 ~	2x3 + 2x3,6  Oven power kW 2,5  Top power kW - Btu/h 13,2 - 44.358	70  Inch 27.6	60  Inch 23.6	85  Inch 33.5	75.0	0.69	<b>2.158,00</b>
		PF70G/6										



### CUCINA GAS 4 FUOCHI CON FORNO GAS STATICO CON 1 GRIGLIA E 1 TEGLIA 4 BURNERS GAS BOILING TOP ON GAS STATIC OVEN WITH 1 GRID AND 1 TRAY

	Code	Model	Tot. kW	Hz	V	kW	Length cm	Depth cm	Height cm	Kg	m³	€
		<b>113007</b>	15,4 + 0,03	50-60	230 1 ~	2x3 + 2x3,6  Oven power kW 2,2 + 0,03  Top power kW - Btu/h 13,2 - 44.358	70  Inch 27.6	60  Inch 23.6	85  Inch 33.5	74.0	0.69	<b>2.400,00</b>
		PF70GG/G6										

**CUCINE A GAS | GAS COOKERS**



**CUCINA GAS 6 FUOCHI CON FORNO ELETTRICO A CONVEZIONE CON 1 GRIGLIA E 1 TEGLIA**

6 BURNERS GAS BOILING TOP ON ELECTRIC CONVECTION OVEN WITH 1 GRID AND 1 TRAY

		Code	Model	Tot. kW	Hz	V	kW	Lengh cm	Depth cm	Height cm	Kg	m³	€
		113008	PF105G/6	19,8 + 2,5	50-60	230 1 ~	3x3 + 3x3,6	105	60	85	102.0	1.01	2.617,00
							Oven power kW	Inch	Inch	Inch			
							2,5	41.3	23.6	33.5			
							Top power kW - Btu/h						
19,8 - 64.831													



**CUCINA GAS 6 FUOCHI CON FORNO GAS STATICO CON 1 GRIGLIA E 1 TEGLIA**

6 BURNERS GAS BOILING TOP ON GAS STATICOVEN WITH 1 GRID AND 1 TRAY

		Code	Model	Tot. kW	Hz	V	kW	Lengh cm	Depth cm	Height cm	Kg	m³	€
		113009	PF105GG/G6	22 + 0,03	50-60	230 1 ~	3x3 + 3x3,6	105	60	85	104.6	1.01	2.839,00
				Oven power kW	Inch	Inch	Inch						
				2,2 + 0,03	41.3	23.6	33.5						
				Top power kW - Btu/h									
							19,8 - 64.831						



**CUCINA GAS 6 FUOCHI CON FORNO ELETTRICO A CONVEZIONE GN1/1 CON 1 GRIGLIA E 1 TEGLIA**

6 BURNERS GAS BOILING TOP ON GN1/1 ELECTRIC CONVECTION OVEN WITH 1 GRID AND 1 TRAY

		Code	Model	Tot. kW	Hz	V	kW	Lengh cm	Depth cm	Height cm	Kg	m³	€
		113010	PFL105G/6	19,8 + 2,5	50-60	230 1 ~	3x3 + 3x3,6	105	60	85	103.0	1.01	2.794,00
				Oven power kW	Inch	Inch	Inch						
				2,5	41.3	23.6	33.5						
				Top power kW - Btu/h									
						19,8 - 64.831							



**CUCINA GAS 6 FUOCHI CON FORNO GAS STATICO GN1/1 CON 1 GRIGLIA E 1 TEGLIA**

6 BURNERS GAS BOILING TOP ON GN1/1 GAS STATIC OVEN WITH 1 GRID AND 1 TRAY

		Code	Model	Tot. kW	Hz	V	kW	Lengh cm	Depth cm	Height cm	Kg	m³	€
				23,1 + 0,03	50-60	230 1 ~	3x3 + 3x3,6	105	60	85	114.0	1.01	3.149,00
							Oven power kW	Inch	Inch	Inch			
							3,3 + 0,03	41.3	23.6	33.5			
							Top power kW - Btu/h						
						19,8 - 64.831							

**CUCINA GAS 4 FUOCHI CON PIASTRA RISCALDANTE E FORNO ELETTRICO VENTILATO A CONVEZIONE GN1/1 CON 1 GRIGLIA E 1 TEGLIA**

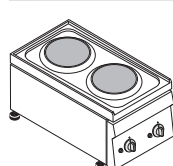
4 BURNERS BOILING TOP WITH HOTPLATE ON GN1/1 ELECTRIC CONVECTION OVEN WITH 1 GRID AND 1 TRAY

		Code	Model	Tot. kW	Hz	V	kW	Lengh cm	Depth cm	Height cm	Kg	m³	€
		113019	PPFL5G/G6	18,2 + 2,5	50-60	230 1 ~	2x3 + 2x3,6	105	60	85	125.0	1.01	3.030,00
							Oven power kW	Inch	Inch	Inch			
							2,5	41.3	23.6	33.5			
						Top power kW - Btu/h							
							18,2 - 61.419						

## CUCINE ELETTRICHE | ELECTRIC COOKERS

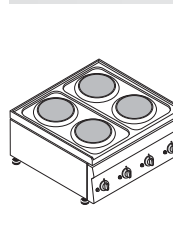
### PIANO COTTURA ELETTRICO CON 2 PIASTRE ERMETICHE TONDE TOP

2 ERMETIC ROUND HOT PLATES ELECTRIC BOILING TOP

	Code	Model	Tot. kW	Hz	V	Lenght cm / inch	Depth cm / inch	Height cm / inch	Kg	m³	€
	<b>116001</b>	PC35E/6/0	4	50-60	400 2N ~	35 / 13.8	60 / 23.6	30 / 11.8	15.0	0.15	<b>599,00</b>
	<b>116002</b>	PC35E/6/1	4	50-60	230 1 ~	35 / 13.8	60 / 23.6	30 / 11.8	16.0	0.15	<b>585,00</b>

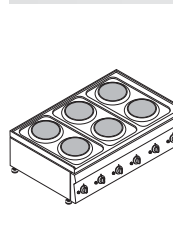
### PIANO COTTURA ELETTRICO CON 4 PIASTRE ERMETICHE TONDE TOP

4 ERMETIC ROUND HOT PLATES ELECTRIC BOILING TOP

	Code	Model	Tot. kW	Hz	V	kW	Lenght cm	Depth cm	Height cm	Kg	m³	€
	<b>116004</b>	PC70E/6/0	8	50-60	400 3N ~	<b>Top power</b> kW - Btu/h 8 - 27.297	70 Inch 27.6	60 Inch 23.6	30 Inch 11.8	26.0	0.29	<b>1.063,00</b>


### PIANO COTTURA ELETTRICO CON 6 PIASTRE ERMETICHE TONDE TOP

6 ERMETIC ROUND HOT PLATES ELECTRIC BOILING TOP

	Code	Model	Tot. kW	Hz	V	kW	Lenght cm	Depth cm	Height cm	Kg	m³	€
	<b>116006</b>	PC105E/6/0	12	50-60	400 3N ~	<b>Top power</b> kW - Btu/h 12 - 40.946	105 Inch 41.3	60 Inch 23.6	30 Inch 11.8	45.0	0.42	<b>1.339,00</b>


### CUCINA ELETTRICA CON 4 PIASTRE ERMETICHE TONDE E FORNO ELETTRICO A CONVEZIONE CON 1 GRIGLIA E 1 TEGLIA

4 ERMETIC ROUND HOT PLATES ELECTRIC BOILING TOP ON ELECTRIC CONVECTION OVEN WITH 1 GRID AND 1 TRAY

	Code	Model	Tot. kW	Hz	V	kW	Lenght cm	Depth cm	Height cm	Kg	m³	€
	<b>116008</b>	PF70E/6/0	10,5	50-60	400 3N ~	<b>Oven power</b> kW 2,5 <b>Top power</b> kW - Btu/h 8 - 27.297	70 Inch 27.6	60 Inch 23.6	85 Inch 33.5	70.0	0.71	<b>2.139,00</b>

### CUCINA ELETTRICA CON 6 PIASTRE ERMETICHE TONDE E FORNO ELETTRICO A CONVEZIONE CON 1 GRIGLIA E 1 TEGLIA

6 ERMETIC ROUND HOT PLATES ELECTRIC BOILING TOP ON ELECTRIC CONVECTION OVEN WITH 1 GRID AND 1 TRAY

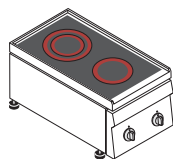
	Code	Model	Tot. kW	Hz	V	kW	Lenght cm	Depth cm	Height cm	Kg	m³	€
	<b>116009</b>	PFL105E/60	14,5	50-60	400 3N ~	<b>Oven power</b> kW 2,5 <b>Top power</b> kW - Btu/h 12 - 40.946	105 Inch 41.3	60 Inch 23.6	85 Inch 33.5	103.0	1.01	<b>2.694,00</b>



## CUCINE IN VETROCERAMICA | GLASS CERAMIC COOKERS

### PIANO COTTURA ELETTRICO IN VETROCERAMICA 2 ZONE RISCALDANTI TOP

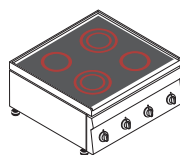
2 HOT ZONES GLASS CERAMIC ELECTRIC BOILING TOP



Code	Model	Tot. kW	Hz	V	Lenght cm / inch	Depth cm / inch	Height cm / inch	Kg	m³	€
<b>116011</b>	PCC35E/6/0	4,3	50-60	400 2N ~	35 / 13.8	60 / 23.6	30 / 11.8	16.0	0.15	<b>1.259,00</b>
<b>116012</b>	PCC35E/6/1	4,3	50-60	230 1 ~	35 / 13.8	60 / 23.6	30 / 11.8	16.0	0.15	<b>1.243,00</b>

### PIANO COTTURA ELETTRICO IN VETROCERAMICA 4 ZONE RISCALDANTI TOP


4 HOT ZONES GLASS CERAMIC ELECTRIC BOILING TOP



Code	Model	Tot. kW	Hz	V	kW	Lenght cm	Depth cm	Height cm	Kg	m³	€
<b>116013</b>	PCC70E/6/0	8,6	50-60	400 3N ~	Top power kW - Btu/h 8,6 - 27.297	70 Inch 27.6	60 Inch 23.6	30 Inch 11.8	26.0	0.28	<b>2.117,00</b>

### CUCINA ELETTRICA CON 4 ZONE RISCALDANTI E FORNO ELETTRICO A CONVEZIONE CON 1 GRIGLIA E 1 TEGLIA

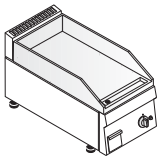

4 HOT ZONES GLASS CERAMIC BOILING TOP ON ELECTRIC CONVECTION OVEN WITH 1 GRID AND 1 TRAY



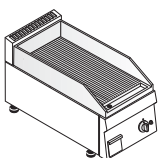

Code	Model	Tot. kW	Hz	V	kW	Lenght cm	Depth cm	Height cm	Kg	m³	€
<b>116014</b>	PFC70E/6/0	11,1	50-60	400 3N ~	Oven power kW 2,5 Top power kW - Btu/h 8,6 - 27.297	70 Inch 27.6	60 Inch 23.6	85 Inch 33.5	70.0	0.71	<b>3.190,00</b>

**FRY TOP | GRIDDLES**

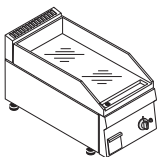

**FRY TOP GAS PIASTRA LISCIA TOP**  
GAS GRIDDLE WITH SMOOTH PLATE TOP

		Code	Model	Tot. kW	Lengh cm	Depth cm	Height cm	Kg	m³	€
		<b>113020</b>	FTL35G/G6	4	35 <i>Inch</i> 13.8	60 <i>Inch</i> 23.6	30 <i>Inch</i> 11.8	34.0	0.15	<b>48H</b> 1.007,00

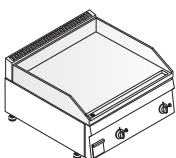

**FRY TOP GAS PIASTRA RIGATA TOP**  
GAS GRIDDLE WITH RIBBED PLATE TOP

		Code	Model	Tot. kW	Lengh cm	Depth cm	Height cm	Kg	m³	€
		<b>113021</b>	FTR35G/G6	4	35 <i>Inch</i> 13.8	60 <i>Inch</i> 23.6	30 <i>Inch</i> 11.8	27.0	0.15	1.145,00

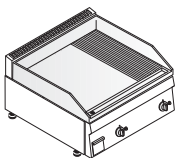

**FRY TOP GAS PIASTRA LISCIA CROMATA TOP**  
GAS GRIDDLE WITH SMOOTH CHROMIUM-PLATED PLATE TOP

		Code	Model	Tot. kW	Lengh cm	Depth cm	Height cm	Kg	m³	€
		<b>113022</b>	FTC35G/G6	4	35 <i>Inch</i> 13.8	60 <i>Inch</i> 23.6	30 <i>Inch</i> 11.8	38.5	0.15	<b>2 weeks</b> 1.370,00

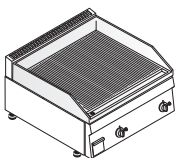

**FRY TOP GAS PIASTRA LISCIA TOP**  
GAS GRIDDLE WITH SMOOTH PLATE TOP

		Code	Model	Tot. kW	Lengh cm	Depth cm	Height cm	Kg	m³	€
		<b>113023</b>	FTL70G/G6	8	70 <i>Inch</i> 27.6	60 <i>Inch</i> 23.6	30 <i>Inch</i> 11.8	58.0	0.29	<b>2 weeks</b> 1.421,00

**FRY TOP GAS PIASTRA 1/3 RIGATA TOP**  
GAS GRIDDLE WITH 1/3 RIBBED PLATE TOP

		Code	Model	Tot. kW	Lengh cm	Depth cm	Height cm	Kg	m³	€
		<b>113024</b>	FTR70G/G6	8	70 <i>Inch</i> 27.6	60 <i>Inch</i> 23.6	30 <i>Inch</i> 11.8	58.4	0.29	1.543,00

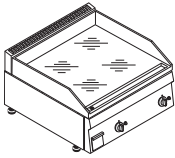


**FRY TOP GAS PIASTRA RIGATA TOP**  
GAS GRIDDLE WITH RIBBED PLATE TOP

		Code	Model	Tot. kW	Lengh cm	Depth cm	Height cm	Kg	m³	€
		<b>113025</b>	FTRR70G/G6	8	70 <i>Inch</i> 27.6	60 <i>Inch</i> 23.6	30 <i>Inch</i> 11.8	56.2	0.29	1.605,00

**FRY TOP | GRIDDLES**

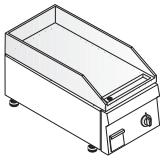


**FRY TOP GAS PIASTRA LISCIA CROMATA TOP**

GAS GRIDDLE WITH SMOOTH CHROMIUM-PLATED PLATE TOP

	Code	Model	Tot. kW	Lengh cm	Depth cm	Height cm	Kg	m³	€	
			8	70	60	30	59.8	0.29		
				Inch 27.6	Inch 23.6	Inch 11.8				
	<b>113026</b>	FTC70G/G6								<b>1.933,00</b>

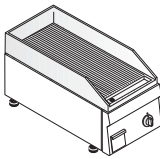

**FRY TOP ELETTRICO PIASTRA LISCIA TOP**

ELECTRIC GRIDDLE WITH SMOOTH PLATE TOP

	Code	Model	Tot. kW	Hz	V	Lenght cm / inch	Depth cm / inch	Height cm / inch	Kg	m³	€
	<b>116015</b>	FTL35E/6/0	3,9	50-60	400 3N ~	35 / 13.8	60 / 23.6	30 / 11.8	34.4	0.15	 <b>965,00</b>
	<b>116016</b>	FTL35E/6/1	3,9	50-60	230 1 ~	35 / 13.8	60 / 23.6	30 / 11.8	37.0	0.15	<b>948,00</b>
	<b>116017</b>	FTL35E/6/2	3	50-60	230 1 ~	35 / 13.8	60 / 23.6	30 / 11.8	35.0	0.15	<b>820,00</b>

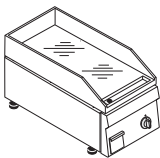

**FRY TOP ELETTRICO PIASTRA RIGATA TOP**

ELECTRIC GRIDDLE WITH RIBBED PLATE TOP

	Code	Model	Tot. kW	Hz	V	Lenght cm / inch	Depth cm / inch	Height cm / inch	Kg	m³	€
	<b>116018</b>	FTR35E/6/0	3,9	50-60	400 3N ~	35 / 13.8	60 / 23.6	30 / 11.8	34.0	0.15	<b>1.007,00</b>
	<b>116019</b>	FTR35E/6/1	3,9	50-60	230 1 ~	35 / 13.8	60 / 23.6	30 / 11.8	34.0	0.15	<b>989,00</b>
	<b>116020</b>	FTR35E/6/2	3	50-60	230 1 ~	35 / 13.8	60 / 23.6	30 / 11.8	34.0	0.15	<b>867,00</b>

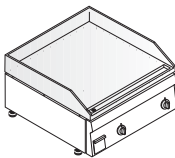


**FRY TOP ELETTRICO PIASTRA LISCIA CROMATA TOP**

ELECTRIC GRIDDLE WITH SMOOTH CHROMIUM-PLATED PLATE TOP

	Code	Model	Tot. kW	Hz	V	Lenght cm / inch	Depth cm / inch	Height cm / inch	Kg	m³	€
	<b>116021</b>	FTC35E/6/0	3,9	50-60	400 3N ~	35 / 13.8	60 / 23.6	30 / 11.8	36.0	0.15	<b>1.228,00</b>
	<b>116022</b>	FTC35E/6/1	3,9	50-60	230 1 ~	35 / 13.8	60 / 23.6	30 / 11.8	36.0	0.15	<b>1.214,00</b>
	<b>116023</b>	FTC35E/6/2	3	50-60	230 1 ~	35 / 13.8	60 / 23.6	30 / 11.8	35.0	0.15	<b>1.088,00</b>

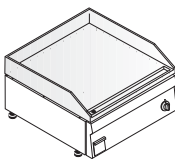

**FRY TOP ELETTRICO PIASTRA LISCIA TOP**

ELECTRIC GRIDDLE WITH SMOOTH PLATE TOP

	Code	Model	Tot. kW	Hz	V	Lengh cm	Depth cm	Height cm	Kg	m³	€
			7,8	50-60	400 3N ~	70	60	30	64.0	0.29	
						Inch 27.6	Inch 23.6	Inch 11.8			
	<b>116025</b>	FTL70E/6/0									<b>1.348,00</b>

**FRY TOP ELETTRICO PIASTRA LISCIA TOP**

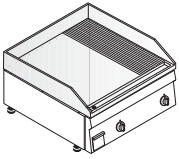

ELECTRIC GRIDDLE WITH SMOOTH PLATE TOP

	Code	Model	Tot. kW	Hz	V	Lengh cm	Depth cm	Height cm	Kg	m³	€
			6	50-60	230 1 ~	70	60	30	55.0	0.29	
						Inch 27.6	Inch 23.6	Inch 11.8			
	<b>116026</b>	FTL70E/6/2									<b>1.235,00</b>

**FRY TOP | GRIDDLES**

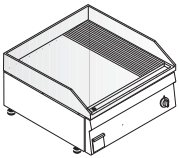
**FRY TOP ELETTRICO PIASTRA 1/3 RIGATA TOP**

ELECTRIC GRIDDLE WITH 1/3 RIBBED PLATE TOP

	Code	Model	Tot. kW	Hz	V	Lengh cm	Depth cm	Height cm	Kg	m³	€
	<b>116027</b>	FTR70E/6/0	7,8	50-60	400 3N ~	70 Inch 27.6	60 Inch 23.6	30 Inch 11.8	62.0	0.29	 <b>1.495,00</b>

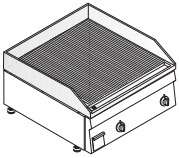
**FRY TOP ELETTRICO PIASTRA 1/3 RIGATA TOP**

ELECTRIC GRIDDLE WITH 1/3 RIBBED PLATE TOP

	Code	Model	Tot. kW	Hz	V	Lengh cm	Depth cm	Height cm	Kg	m³	€
	<b>116028</b>	FTR70E/6/2	6	50-60	230 1 ~	70 Inch 27.6	60 Inch 23.6	30 Inch 11.8	59.3	0.29	<b>1.385,00</b>

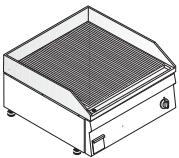
**FRY TOP ELETTRICO PIASTRA RIGATA TOP**

ELECTRIC GRIDDLE WITH RIBBED PLATE TOP

	Code	Model	Tot. kW	Hz	V	Lengh cm	Depth cm	Height cm	Kg	m³	€
	<b>116029</b>	FTRR70E6/0	7,8	50-60	400 3N ~	70 Inch 27.6	60 Inch 23.6	30 Inch 11.8	58.0	0.29	<b>1.556,00</b>

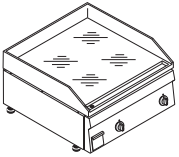

**FRY TOP ELETTRICO PIASTRA RIGATA TOP**

ELECTRIC GRIDDLE WITH RIBBED PLATE TOP

	Code	Model	Tot. kW	Hz	V	Lengh cm	Depth cm	Height cm	Kg	m³	€
	<b>116030</b>	FTRR70E6/2	6	50-60	230 1 ~	70 Inch 27.6	60 Inch 23.6	30 Inch 11.8	59.3	0.29	<b>1.447,00</b>

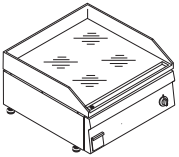
**FRY TOP ELETTRICO PIASTRA LISCIA CROMATA TOP**

ELECTRIC GRIDDLE WITH SMOOTH CHROMIUM-PLATED PLATE TOP

	Code	Model	Tot. kW	Hz	V	Lengh cm	Depth cm	Height cm	Kg	m³	€
	<b>116031</b>	FTC70E/6/0	7,8	50-60	400 3N ~	70 Inch 27.6	60 Inch 23.6	30 Inch 11.8	57.0	0.29	 <b>1.828,00</b>

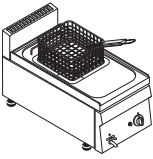
**FRY TOP ELETTRICO PIASTRA LISCIA CROMATATOP**

ELECTRIC GRIDDLE WITH SMOOTH CHROMIUM-PLATED PLATE TOP

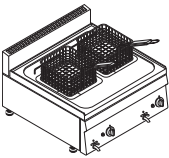
	Code	Model	Tot. kW	Hz	V	Lengh cm	Depth cm	Height cm	Kg	m³	€
	<b>116032</b>	FTC70E/6/2	6	50-60	230 1 ~	70 Inch 27.6	60 Inch 23.6	30 Inch 11.8	57.0	0.29	<b>1.720,00</b>

**FRIGGITRICI | FRYERS**

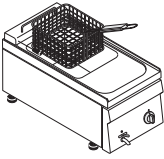
**FRIGGITRICE GAS 8LT TOP**  
8LT GAS FRYER TOP

	Code	Model	Tot. kW	Lengh cm	Depth cm	Height cm	Kg	m³	€	
	113027	FR35G/G6	6,25	35 Inch 13.8	60 Inch 23.6	30 Inch 11.8	24.0	0.15	<b>48H</b>	1.330,00

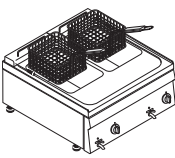
**FRIGGITRICE GAS 8LT+8LT TOP**  
8LT+8LT GAS FRYER TOP

	Code	Model	Tot. kW	Lengh cm	Depth cm	Height cm	Kg	m³	€	
	113028	FR70G/G6	12,5	70 Inch 27.6	60 Inch 23.6	30 Inch 11.8	43.0	0.29	<b>48H</b>	2.265,00

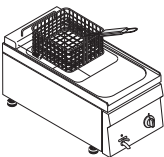
**FRIGGITRICE ELETTRICA 8LT TOP**  
8LT ELECTRIC FRYER TOP

	Code	Model	Tot. kW	Hz	V	Lengh cm / inch	Depth cm / inch	Height cm / inch	Kg	m³	€	
	116034	FR35E/6/0	6	50-60	400 3N ~	35 / 13.8	60 / 23.6	30 / 11.8	19.2	0.15	<b>48H</b>	1.015,00
	116035	FR35E/6/1	6	50-60	230 1 ~	35 / 13.8	60 / 23.6	30 / 11.8	20.0	0.15		1.000,00

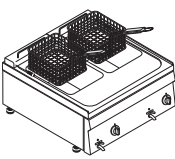
**FRIGGITRICE ELETTRICA 8LT+8LT TOP**  
8LT+8LT ELECTRIC FRYER TOP

	Code	Model	Tot. kW	Hz	V	Lengh cm	Depth cm	Height cm	Kg	m³	€	
	116037	FR70E/6/0	12	50-60	400 3N ~	70 Inch 27.6	60 Inch 23.6	30 Inch 11.8	32.8	0.29	<b>48H</b>	1.791,00

**FRIGGITRICE ELETTRICA 8LT SUPER TOP**  
8LT ELECTRIC FRYER SUPER TOP

	Code	Model	Tot. kW	Hz	V	Lengh cm	Depth cm	Height cm	Kg	m³	€	
	116056	FR35ES/6/0	7,5	50-60	400 3N ~	35 Inch 13.8	60 Inch 23.6	30 Inch 11.8	20.0	0.15		1.070,00

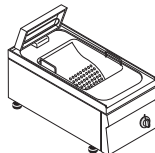


**FRIGGITRICE ELETTRICA 8LT+8LT SUPER TOP**  
8LT+8LT ELECTRIC FRYER SUPER TOP

	Code	Model	Tot. kW	Hz	V	Lengh cm	Depth cm	Height cm	Kg	m³	€	
	116058	FR70ES/6/0	15	50-60	400 3N ~	70 Inch 27.6	60 Inch 23.6	30 Inch 11.8	34.0	0.29		1.845,00

**SCALDAPATATE | CHIP SCUTTLE**

**SCALDAPATATE ELETTRICO GN2/3 TOP**

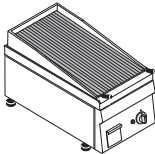
**GN2/3 ELECTRIC CHIP SCUTTLE TOP**

		<b>Code</b>	<b>Model</b>	<b>Tot. kW</b>	<b>Hz</b>	<b>V</b>	<b>Length</b> cm	<b>Depth</b> cm	<b>Height</b> cm	<b>Kg</b>	<b>m³</b>	<b>€</b>
		<b>116039</b>	SP35E/6/0	0,65	50-60	230 1 ~	35 <i>Inch</i> 13.8	60 <i>Inch</i> 23.6	30 <i>Inch</i> 11.8	16.8	0.21	 <b>950,00</b>

GRIGLIE | GRILLS

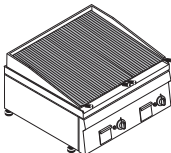
**GRIGLIA GAS PIETRA LAVICA CON GRIGLIA INOX A V TOP**

GAS LAVASTONE GRILL WITH V SHAPED STAINLESS STEEL GRID TOP

	Code	Model	Tot. kW	Lengh cm	Depth cm	Height cm	Kg	m³	€	
	<b>113031</b>	GR35G/G6	6,9	35 Inch 13.8	60 Inch 23.6	30 Inch 11.8	33.0	0.15	<b>1.462,00</b>	

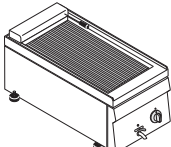
**GRIGLIA GAS PIETRA LAVICA CON GRIGLIA INOX A V TOP**

GAS LAVASTONE GRILL WITH V SHAPED STAINLESS STEEL GRID TOP

	Code	Model	Tot. kW	Lengh cm	Depth cm	Height cm	Kg	m³	€	
	<b>113032</b>	GR70G/G6	13,8	70 Inch 27.6	60 Inch 23.6	30 Inch 11.8	56.0	0.29	<b>2.192,00</b>	

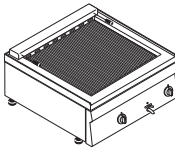
**GRILL ELETTRICO TOP**

ELECTRIC GRILL TOP

	Code	Model	Tot. kW	Hz	V	Lenght cm / inch	Depth cm / inch	Height cm / inch	Kg	m³	€
	<b>116042</b>	GR35E/6/0	3	50-60	400 3N ~	35 / 13.8	60 / 23.6	30 / 11.8	20.0	0.15	<b>1.184,00</b>
	<b>116043</b>	GR35E/6/2	3	50-60	230 1 ~	35 / 13.8	60 / 23.6	30 / 11.8	21.0	0.12	<b>1.201,00</b>

**GRILL ELETTRICO TOP**



ELECTRIC GRILL TOP

	Code	Model	Tot. kW	Hz	V	Lengh cm	Depth cm	Height cm	Kg	m³	€
	<b>116044</b>	GR70E/6/0	6	50-60	400 3N ~	70 Inch 27.6	60 Inch 23.6	30 Inch 11.8	35.0	0.29	<b>1.957,00</b>

**CUOCIPASTA | PASTA COOKERS**



**CUOCIPASTA GAS 23LT GN2/3 FREESTANDING SU VANO CHIUSO - CESTELLI NON COMPRESI**

23LT GN2/3 GAS PASTA COOKER FREESTANDING ON CLOSED CABINET - BASKETS NOT INCLUDED

	Code	Model	Tot. kW	Lengh cm	Depth cm	Height cm	Kg	m³	€	
		113033	CP35G/G6	10	35	60	85	50.0	0.40	1.868,00
				Inch 13.8	Inch 23.6	Inch 33.5				

**CUOCIPASTA ELETTRICO 23LT GN2/3 FREESTANDING SU VANO CHIUSO - CESTELLI NON COMPRESI**

23LT GN2/3 ELECTRIC PASTA COOKER FREESTANDING ON CLOSED CABINET - BASKETS NOT INCLUDED


	Code	Model	Tot. kW	Hz	V	Lengh cm	Depth cm	Height cm	Kg	m³	€	
		116049	CP35E/G6/0	4,8	50-60	400 3N ~	35	60	85	50.5	0.40	1.950,00
						Inch 13.8	Inch 23.6	Inch 33.5				



**BAGNOMARIA | BAIN-MARIE**


**BAGNOMARIA GAS GN1/1 TOP**

GN1/1 GAS BAIN-MARIE TOP

	Code	Model	Tot. kW	Lengh cm	Depth cm	Height cm	Kg	m³	€	
	113029	BM35G/G6	2	35 <i>Inch</i> 13.8	60 <i>Inch</i> 23.6	30 <i>Inch</i> 11.8	19.0	0.15	48H	953,00


**BAGNOMARIA GAS GN2/1 TOP**

GN2/1 GAS BAIN-MARIE TOP

	Code	Model	Tot. kW	Lengh cm	Depth cm	Height cm	Kg	m³	€	
	113030	BM70G/G6	2	70 <i>Inch</i> 27.6	60 <i>Inch</i> 23.6	30 <i>Inch</i> 11.8	27.6	0.29		1.259,00


**BAGNOMARIA ELETTRICO GN1/1 TOP**

GN1/1 ELECTRIC BAIN-MARIE TOP

	Code	Model	Tot. kW	Hz	V	Lengh cm	Depth cm	Height cm	Kg	m³	€	
	116040	BM35E/6/0	1,3	50-60	230 1 ~	35 <i>Inch</i> 13.8	60 <i>Inch</i> 23.6	30 <i>Inch</i> 11.8	16.0	0.15	2 WEEKS	692,00

**BAGNOMARIA ELETTRICO GN2/1 TOP**

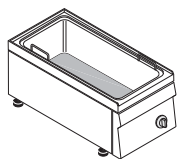
GN2/1 ELECTRIC BAIN-MARIE TOP

	Code	Model	Tot. kW	Hz	V	Lengh cm	Depth cm	Height cm	Kg	m³	€	
	116041	BM70E/6/0	2,6	50-60	230 1 ~	70 <i>Inch</i> 27.6	60 <i>Inch</i> 23.6	30 <i>Inch</i> 11.8	25.0	0.29		904,00

**BRASIERE MULTIFUNZIONE | MULTIFUNCTION BRAISING PANS**

**BRASIERA ELETTRICA MULTIFUNZIONE TOP - FONDO SPESSO 10 MM**

MULTIFUNCTIONAL ELECTRIC BRATT PAN TOP - 10MM THICK BOTTOM

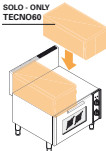




Code	Model	Tot. kW	Hz	V	Lenght cm / inch	Depth cm / inch	Height cm / inch	Kg	m³	€
<b>116059</b>	BRM35E6/0	3,3	50-60	400 3N ~	35 / 13.8	60 / 23.6	30 / 11.8	29.3	0.15	<b>1.799,00</b>
<b>116060</b>	BRM35E/6/1	3,3	50-60	230 1 ~	35 / 13.8	60 / 23.6	30 / 11.8			<b>1.788,00</b>

**BASI FORNO | OVEN BASES**

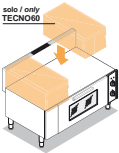

**BASE FORNO GAS IN DOTAZIONE 1 GRIGLIA E 1 TEGLIA - PER SOVRAPPOSIZIONE ELEMENTI TOP SOLO (2X35 CM) O (1X70 CM)**

GAS OVEN BASE EQUIPPED WITH 1 GRID AND 1 TRAY - SUITABLE ONLY FOR (2X35 CM) OR (1X70 CM)

		Code	Model	Tot. kW	Hz	V	kW	Lengh cm	Depth cm	Height cm	Kg	m³	€
		123034	BF70G	2,2 + 0,03	50-60	230 1 ~	Oven power kW 2,2 + 0,03	70 Inch 27.6	65 Inch 25.6	65,4 Inch 25.6	59.0	0.56	 <b>1.500,00</b>

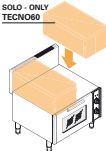

**BASE FORNO GAS GN1/1 IN DOTAZIONE 1 GRIGLIA E 1 TEGLIA - PER SOVRAPPOSIZIONE ELEMENTI TOP SOLO (3X35 CM) O (1X35 CM + 1 X70 CM) OR (1X105 CM)**

GN1/1 GAS OVEN BASE WITH 1 GRID 1 TRAY - SUITABLE ONLY FOR (3X35 CM) OR (1X35 + 1X70 CM) OR (1X105 CM)

		Code	Model	Tot. kW	Hz	V	kW	Lengh cm	Depth cm	Height cm	Kg	m³	€
		123035	BF105G	3,3 + 0,03	50-60	230 1 ~	Oven power kW 3,3 + 0,03	105 Inch 41.3	65 Inch 25.6	65,4 Inch 25.6	79.0	0.78	<b>2.032,00</b>

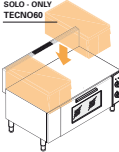

**BASE FORNO ELETTRICO CONVENZIONE CON 1 GRIGLIA E 1 TEGLIA IN DOTAZIONE - PER SOVRAPPOSIZIONE ELEMENTI TOP SOLO (2X35 CM) O (1X70 CM)**

ELECTRIC CONVECTION OVEN BASE WITH 1 GRID AND 1 TRAY - SUITABLE ONLY FOR (2X35 CM) OR (1X70 CM)

		Code	Model	Tot. kW	Hz	V	kW	Lengh cm	Depth cm	Height cm	Kg	m³	€
		126048	BF70E	2,5	50-60	230 1 ~	Oven power kW 2,5	70 Inch 27.6	65 Inch 25.6	65,4 Inch 25.6	62.0	0.54	<b>1.335,00</b>

**BASE FORNO ELETTRICO CONVENZIONE GN1/1 CON 1 GRIGLIA E 1 TEGLIA - PER SOVRAPPOSIZIONE ELEMENTI TOP SOLO (3X35 CM) O (1X35 CM + 1X70 CM) O (1X105 CM)**

GN1/1 ELECTRIC CONVECTION OVEN BASE WITH 1 GRID AND 1 TRAY - SUITABLE ONLY FOR (3X35 CM) OR (1X35 + 1X70 CM) OR (1X105 CM)

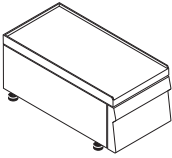
		Code	Model	Tot. kW	Hz	V	kW	Lengh cm	Depth cm	Height cm	Kg	m³	€
		126049	BF105E	2,5	50-60	230 1 ~	Oven power kW 2,5	105 Inch 41.3	65 Inch 25.6	65,4 Inch 25.6	77.0	0.78	<b>1.802,00</b>

**PIANI BASI LAVELLI | TOPS BASES SINKS**

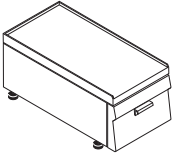
**LAVELLO  
SINK**

	Code	Model	Lengh cm	Depth cm	Height cm	Kg	m²	€
	<b>110065</b>	L35/6	35	60	30	15.0	0.15	<b>574,00</b>
			<i>Inch</i> 13.8	<i>Inch</i> 23.6	<i>Inch</i> 11.8			

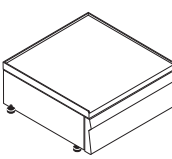
**PIANO DI LAVORO NEUTRO TOP  
WORK-TOP**

	Code	Model	Lengh cm	Depth cm	Height cm	Kg	m²	€
	<b>110070</b>	PN35/6	35	60	30	15.0	0.15	<b>230,00</b>
			<i>Inch</i> 13.8	<i>Inch</i> 23.6	<i>Inch</i> 11.8			

**PIANO NEUTRO TOP CON CASSETTO GN1/1  
WORK-TOP WITH GN1/1 DRAWER**

	Code	Model	Lengh cm	Depth cm	Height cm	Kg	m²	€
	<b>110140</b>	PNC35/6	35	60	30	18.4	0.15	<b>367,00</b>
			<i>Inch</i> 13.8	<i>Inch</i> 23.6	<i>Inch</i> 11.8			

**PIANO DI LAVORO NEUTRO TOP  
WORK-TOP**

	Code	Model	Lengh cm	Depth cm	Height cm	Kg	m²	€
	<b>110075</b>	PN70/6	70	60	30	25.0	0.29	<b>347,00</b>
			<i>Inch</i> 27.6	<i>Inch</i> 23.6	<i>Inch</i> 11.8			

**PIANO NEUTRO TOP CON CASSETTO GN2/1  
WORK-TOP WITH GN2/1 DRAWER**

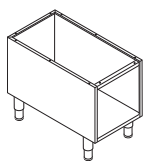
	Code	Model	Lengh cm	Depth cm	Height cm	Kg	m²	€
	<b>110145</b>	PNC70/6	70	60	30	24.0	0.29	<b>554,00</b>
			<i>Inch</i> 27.6	<i>Inch</i> 23.6	<i>Inch</i> 11.8			

**LAVELLO  
SINK**

	Code	Model	Lengh cm	Depth cm	Height cm	Kg	m²	€
	<b>110170</b>	L70/6	70	60	30	20.0	0.29	<b>789,00</b>
			<i>Inch</i> 27.6	<i>Inch</i> 23.6	<i>Inch</i> 11.8			

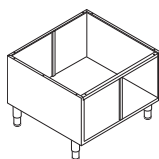
PIANI BASI LAVELLI | TOPS BASES SINKS

**BASE APERTA**  
OPEN CABINET



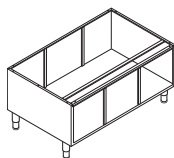
Code	Model	Lengh cm	Depth cm	Height cm	Kg	m³	€
<b>110080</b>	VN35/0	35	57,5	60	16.0	0.20	<b>48H 300,00</b>
		Inch 13.8	Inch 22.4	Inch 23.6			

**BASE APERTA**  
OPEN CABINET



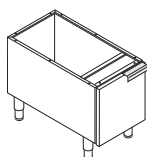
Code	Model	Lengh cm	Depth cm	Height cm	Kg	m³	€
<b>110085</b>	VN70/0	70	57,5	60	20.0	0.37	<b>48H 347,00</b>
		Inch 27.6	Inch 22.4	Inch 23.6			

**BASE APERTA**  
OPEN CABINET



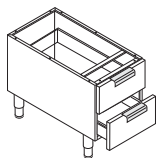
Code	Model	Lengh cm	Depth cm	Height cm	Kg	m³	€
<b>110150</b>	VN105/0	105	57,5	60	25.0	0.56	<b>48H 391,00</b>
		Inch 41.3	Inch 22.4	Inch 23.6			

**BASE CON PORTA**  
CABINET WITH DOOR



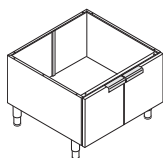
Code	Model	Lengh cm	Depth cm	Height cm	Kg	m³	€
<b>116050</b>	VNP35/0	35	57,5	60	17.0	0.20	<b>48H 421,00</b>
		Inch 13.8	Inch 22.4	Inch 23.6			

**BASE CON CASSETTI GN1/1**  
CABINET WITH GN1/1 DRAWERS



Code	Model	Lengh cm	Depth cm	Height cm	Kg	m³	€
<b>116051</b>	VNC35/0	35	57,5	60	19.0	0.20	<b>655,00</b>
		Inch 13.8	Inch 22.4	Inch 23.6			

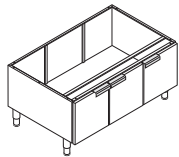

**BASE CON PORTE**  
CABINET WITH DOORS



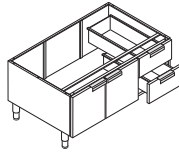
Code	Model	Lengh cm	Depth cm	Height cm	Kg	m³	€
<b>116052</b>	VNP70/0	70	57,5	60	24.0	0.37	<b>48H 592,00</b>
		Inch 27.6	Inch 22.4	Inch 23.6			

**PIANI BASI LAVELLI | TOPS BASES SINKS**

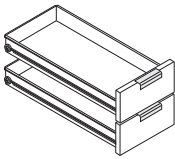
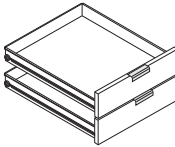

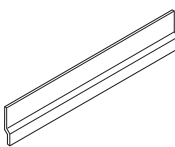
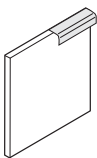
**BASE CON PORTE**  
CABINET WITH DOORS

	Code	Model	Lengh cm	Depth cm	Height cm	Kg	m³	€
	<b>116053</b>	VNP105/0	105	57,5	60	30.0	0.56	
			<i>Inch</i> 41.3	<i>Inch</i> 22.4	<i>Inch</i> 23.6			 <b>759,00</b>

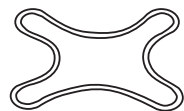
**BASE CON CASSETTI GN1/1**  
CABINET WITH GN1/1 DRAWERS

	Code	Model	Lengh cm	Depth cm	Height cm	Kg	m³	€
	<b>116054</b>	VNC105/0	105	57,5	60	36.2	0.56	
			<i>Inch</i> 41.3	<i>Inch</i> 22.4	<i>Inch</i> 23.6			<b>987,00</b>

**ACCESSORI | ACCESSORIES**

	<b>Code</b>	<b>Description</b>	<b>€</b>
	<b>119002</b>	<b>COPPIA CASSETTI GN1/1 NON POSIZIONABILE SU ELEMENTO RISCALDANTE - ALTEZZA 12CM</b> PAIR OF GN1/1 DRAWERS NOT TO PLACE ON HEATING ELEMENT - HEIGHT 12CM	<b>353,00</b>
	<b>Code</b>	<b>Description</b>	<b>€</b>
	<b>119003</b>	<b>COPPIA CASSETTI GN2/1 NON POSIZIONABILI SU ELEMENTI RISCALDANTI - ALTEZZA 12 CM</b> PAIR OF GN2/1 DRAWERS NOT TO PLACE ON HEATING ELEMENT - HEIGHT 12CM	<b>422,00</b>
	<b>Code</b>	<b>Description</b>	<b>€</b>
	<b>120585</b>	<b>ELEMENTO DI UNIONE</b> JOINT ELEMENT	<b>24,00</b>
	<b>Code</b>	<b>Description</b>	<b>€</b>
	<b>120665</b>	<b>PARASPRUZZO POSTERIORE L=350MM</b> BACK SPLASH GUARD L=350MM	<b>32,00</b>
	<b>120666</b>	<b>PARASPRUZZO POSTERIORE L=700MM</b> BACK SPLASH GUARD L=700MM	<b>46,00</b>
	<b>120667</b>	<b>PARASPRUZZO POSTERIORE L=1050MM</b> BACK SPLASH GUARD L=1050MM	<b>72,00</b>
	<b>Code</b>	<b>Description</b>	<b>€</b>
	<b>119001</b>	<b>PORTINA DESTRA/SINISTRA</b> RIGHT/LEFT DOOR	<b>122,00</b>

**ACCESSORI CUCINE A GAS** | GAS COOKERS ACCESSORIES

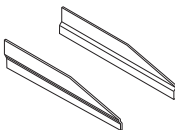
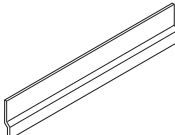

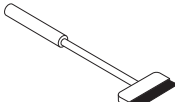


Code	Description
<b>120655</b>	<b>RIDUTTORE POSAPENTOLE</b> PAN SUPPORT GRID

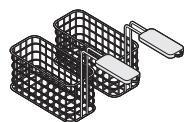
€  
**13,00**



**ACCESSORI FRY TOP | GRIDDLES ACCESSORIES**

	<b>Code</b> <b>120590</b>	<b>Description</b> <b>COPPIA ELEMENTI DI UNIONE PER FRY TOP</b> PAIR OF JOINT ELEMENTS FOR GRIDDLES	<b>€</b> <b>70,00</b>
	<b>120591</b>	<b>COPPIA ELEMENTI DI UNIONE PER FRY TOP</b> PAIR OF JOINT ELEMENTS FOR GRIDDLES	<b>70,00</b>
	<b>Code</b> <b>120668</b>	<b>Description</b> <b>PARASPRUZZO POSTERIORE L=350MM PER FRYTOP</b> BACK SPLASH GUARD L=350MM FOR GRIDDLES	<b>€</b> <b>32,00</b>
	<b>120669</b>	<b>PARASPRUZZO POSTERIORE L=700MM PER FRYTOP</b> BACK SPLASH GUARD L=700MM FOR GRIDDLES	<b>45,00</b>
	<b>Code</b> <b>120597</b>	<b>Description</b> <b>RASCHIETTO - KIT LAMA RICAMBIO (10PZ)</b> SCRAPER BLADES (10PCS)	<b>€</b> <b>24,00</b>
	<b>Code</b> <b>120595</b>	<b>Description</b> <b>RASCHIETTO PER PULIZIA FRY TOP</b> SCRAPER FOR THE GRIDDLE CLEANING	<b>€</b> <b>36,00</b>

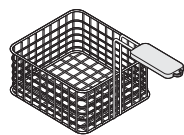
**ACCESSORI FRIGGITRICI** | FRYERS ACCESSORIES



**Code**  
**120690**

**Description**  
**CESTELLO EXTRA (2 PZ) PER FRIGGITRICI 8LT - DIM. CM (10.5X26.5X10.5H)**  
 BASKETS - EXTRA (2 PCS) FOR 8LT FRYERS- DIM. CM (10.5X26.5X10.5H)

**€**  
**91,00**



**Code**  
**120575**

**Description**  
**CESTELLO EXTRA PER FRIGGITRICI 8LT**  
 EXTRA BASKET FOR 8LT FRYERS

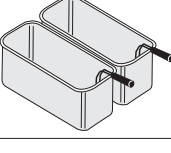
**€**  
**39,00**

**ACCESSORI GRIGLIE | GRILLS ACCESSORIES**

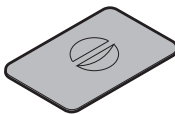



Code	Description	€
<b>120630</b>	<b>GRIGLIA PESCE (30X48 CM)</b> GRID FOR FISH (30X48 CM)	<b>122,00</b>

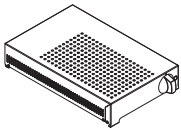
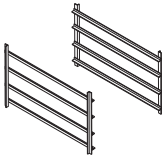

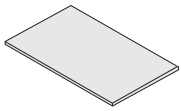
**ACCESSORI CUOCIPASTA | PASTA COOKERS ACCESSORIES**

	<b>Code</b> <b>120635</b>	<b>Description</b> <b>CESTELLO 1 X GN2/3 PER CUOCIPASTA- DIM. CM (29X29X20H)</b> BASKET 1 X GN2/3 FOR PASTA COOKER- DIM. CM (29X29X20H)	<b>€</b> <b>167,00</b>
	<b>Code</b> <b>120660</b>	<b>Description</b> <b>CESTELLO 1XGN1/3 + 2 XGN1/6 PER CUOCIPASTA-DIM. CM (29X16X20H)   (14X14X20H)</b> BASKET 1 X GN1/3 2 X GN1/6 FOR PASTA COOKER-DIM. CM (29X16X20H)   (14X14X20H)	<b>€</b> <b>289,00</b>
	<b>Code</b> <b>120620</b>	<b>Description</b> <b>CESTELLO 2 PZ X GN1/3 PER CUOCIPASTA-DIM. CM (29X16X20H)</b> BASKET 2 PCS X GN1/3 FOR PASTA COOKER-DIM. CM (29X16X20H)	<b>€</b> <b>254,00</b>
	<b>Code</b> <b>120700</b>	<b>Description</b> <b>CESTELLO 2 X GN2/6 PER CUOCIPASTA-DIM. CM (14.5X29X20H)</b> BASKET 2X GN2/6 SET FOR PASTA COOKER-DIM. CM (14.5X29X20H)	<b>€</b> <b>254,00</b>
	<b>Code</b> <b>120625</b>	<b>Description</b> <b>CESTELLO 4 PZ X GN1/6 PER CUOCIPASTA-DIM. CM (14X14X20H)</b> BASKET 4 PCS X GN1/6 FOR PASTA COOKER-DIM. CM (14X14X20H)	<b>€</b> <b>325,00</b>
	<b>Code</b> <b>120652</b>	<b>Description</b> <b>COPERCHIO GN2/3 PER CUOCIPASTA</b> GN2/3 LID FOR PASTA COOKER	<b>€</b> <b>39,00</b>

**ACCESSORI BAGNOMARIA** | BAIN-MARIE ACCESSORIES

	<b>Code</b> <b>120650</b>	<b>Description</b> <b>COPERCHIO GN1/1</b> GN1/1 LID	<b>€</b> <b>42,00</b>
	<b>Code</b> <b>120580</b>	<b>Description</b> <b>FALSOFONDO GN1/1 PER BAGNOMARIA</b> GN1/1 FALSE BOTTOM FOR BAIN-MARIE	<b>€</b> <b>33,00</b>

**ACCESSORI PIANI BASI LAVELLI | TOPS BASES SINKS ACCESSORIES**

	<b>Code</b> <b>116055</b>	<b>Description</b> <b>ELEMENTO RISCALDANTE PER VANO 230/1 V-50/60 HZ - 1.3 KW - DIM. CM (32X54X9.5H)</b> BASE HEATER FOR CABINET 230/1 V-50/60 HZ - 1.3 KW - DIM. CM (32X54X9.5H)	<b>€</b> <b>246,00</b>
	<b>Code</b> <b>120545</b>	<b>Description</b> <b>KIT GUIDE GRIGLIE GN1/1 SOLO PER VANI NEUTRI</b> KIT GN1/1 GRID RUNNERS FOR CABINET ONLY NEUTRAL ELEMENTS	<b>€</b> <b>106,00</b>
	<b>Code</b> <b>9024</b>	<b>Description</b> <b>MISCELATORE A LEVA</b> LEVER TAP	<b>€</b> <b>187,00</b>
	<b>Code</b> <b>120530</b>	<b>Description</b> <b>TAGLIERE IN POLIETILENE</b> POLYETHYLENE CHOPPING BOARD	<b>€</b> <b>97,00</b>

# Tecno 90 Eco



Tecno 90 Eco



## CUCINE A GAS | GAS COOKERS



### PIANO COTTURA GAS 2 FUOCHI CON GRIGLIE IN GHISA FREESTANDING SU VANO APERTO

2 BURNERS GAS BOILING TOP WITH CAST IRON GRIDS FREESTANDING ON OPEN CABINET

		Code	Model	Tot. kW	kW	Lengh cm	Depth cm	Height cm	Kg	m³	€
		313099	EC4FG9	16	2x8 Top power kW - Btu/h 16 - 54.594	80 Inch 31.5	90 Inch 35.4	90 Inch 35.4	67.0	0.53	1.551,00



### PIANO COTTURA GAS 4 FUOCHI CON GRIGLIE IN GHISA FREESTANDING SU VANO APERTO

4 BURNERS GAS BOILING TOP WITH CAST IRON GRIDS FREESTANDING ON OPEN CABINET

		Code	Model	Tot. kW	kW	Lengh cm	Depth cm	Height cm	Kg	m³	€
		313100	EC8FG9	32	4x8 Top power kW - Btu/h 32 - 109.189	80 Inch 31.5	90 Inch 35.4	90 Inch 35.4	118.0	0.99	2.411,00



### PIANO COTTURA GAS 6 FUOCHI CON GRIGLIE IN GHISA FREESTANDING SU VANO APERTO

6 BURNERS GAS BOILING TOP WITH CAST IRON GRIDS FREESTANDING ON OPEN CABINET

		Code	Model	Tot. kW	kW	Lengh cm	Depth cm	Height cm	Kg	m³	€
		313101	EC12FG9	48	6x8 Top power kW - Btu/h 48 - 163.783	120 Inch 47.2	90 Inch 35.4	80 Inch 31.5	157.0	1.46	3.319,00



### CUCINA GAS 4 FUOCHI CON GRIGLIE IN GHISA SU FORNO GAS STATICO GN2/1 - CON 1 GRIGLIA

4 BURNERS GAS BOILING TOP WITH CAST IRON GRIDS ON GN2/1 GAS STATIC OVEN - WITH 1 GRID

		Code	Model	Tot. kW	kW	Lengh cm	Depth cm	Height cm	Kg	m³	€
		313102	EF8GG9	39	4x8 Oven power kW 7 Top power kW - Btu/h 32 - 109.189	80 Inch 31.5	90 Inch 35.4	90 Inch 35.4	160.0	0.99	3.430,00

### CUCINA GAS 4 FUOCHI CON GRIGLIE IN GHISA SU FORNO GAS STATICO GN2/1 - CON 1 GRIGLIA

4 BURNERS GAS BOILING TOP WITH CAST IRON GRIDS ON GN2/1 ELECTRIC STATIC OVEN - WITH 1 GRID



		Code	Model	Tot. kW	Hz	V	kW	Lengh cm	Depth cm	Height cm	Kg	m³	€
		313103	EF8G9	32 + 5,3	50-60	400 3N ~	4x8 Oven power kW 5,3 Top power kW - Btu/h 32 - 109.189	80 Inch 31.5	90 Inch 35.4	90 Inch 35.4	164.0	0.99	3.832,00



## CUCINE A GAS | GAS COOKERS



### CUCINA GAS 6 FUOCHI GRIGLIE IN GHISA CONFORNO GAS STATICO GN2/1 - CON 1 GRIGLIA

6 BURNERS GAS BOILING TOP WITH CAST IRON GRIDS ON GN2/1 GAS STATIC OVEN - WITH 1 GRID

		<b>Code</b>  <b>313104</b>	<b>Model</b>  EF12GG9	<b>Tot. kW</b> 55	<b>kW</b> 6x8	<b>Lengh</b> cm 120	<b>Depth</b> cm 90	<b>Height</b> cm 90	<b>Kg</b> 167.0	<b>m³</b> 1.46	<b>€</b>  <b>4.836,00</b>
					<b>Oven power</b> kW 7	<i>Inch</i> 47.2	<i>Inch</i> 35.4	<i>Inch</i> 35.4			
					<b>Top power</b> kW - Btu/h 48 - 163.783						



### CUCINA GAS 6 FUOCHI GRIGLIE IN GHISA CONFORNO STATICO FULLSIZE (CM92,5X63X30) - CON 1 GRIGLIA

6 BURNERS GAS BOILING TOP WITH CAST IRON ON FULLSIZE (CM92,5X63X30) GAS STATIC OVEN - WITH 1 GRID

		<b>Code</b>  <b>313106</b>	<b>Model</b>  EFX12GG9	<b>Tot. kW</b> 57	<b>kW</b> 6x8	<b>Lengh</b> cm 120	<b>Depth</b> cm 90	<b>Height</b> cm 90	<b>Kg</b> 191.0	<b>m³</b> 1.46	<b>€</b>  <b>4.890,00</b>
					<b>Oven power</b> kW 9	<i>Inch</i> 47.2	<i>Inch</i> 35.4	<i>Inch</i> 35.4			
					<b>Top power</b> kW - Btu/h 48 - 163.783						



### CUCINA GAS 4 FUOCHI CON GRIGLIE IN GHISA SU FORNO ELETTRICO A CONVEZIONE GN1/1 - CON 1 GRIGLIA

4 BURNERS GAS BOILING TOP ON GN1/1 ELECTRIC CONVECTION OVEN - WITH 1 GRID

		<b>Code</b>  <b>313107</b>	<b>Model</b>  EF8V9	<b>Tot. kW</b> 32 + 5	<b>Hz</b> 50-60	<b>V</b> 400 2N ~	<b>kW</b> 4x8	<b>Lengh</b> cm 80	<b>Depth</b> cm 90	<b>Height</b> cm 90	<b>Kg</b> 134.0	<b>m³</b> 0.99	<b>€</b>  <b>4.003,00</b>
							<b>Oven power</b> kW 5	<i>Inch</i> 31.5	<i>Inch</i> 35.4	<i>Inch</i> 35.4			
							<b>Top power</b> kW - Btu/h 32 - 109.189						



### CUCINA GAS 6 FUOCHI CON FORNO ELETTRICOVENTILATO GN1/1 - CON 1 GRIGLIA

6 BURNERS GAS BOILING TOP ON GN1/1 ELECTRIC CONVECTION OVEN - WITH 1 GRID

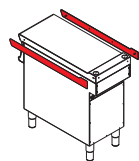
		<b>Code</b>  <b>313108</b>	<b>Model</b>  EF12V9	<b>Tot. kW</b> 48 + 5	<b>Hz</b> 50-60	<b>V</b> 400 2N ~	<b>kW</b> 6x8	<b>Lengh</b> cm 120	<b>Depth</b> cm 90	<b>Height</b> cm 90	<b>Kg</b> 220.0	<b>m³</b> 1.46	<b>€</b>  <b>5.165,00</b>
							<b>Oven power</b> kW 5	<i>Inch</i> 47.2	<i>Inch</i> 35.4	<i>Inch</i> 35.4			
							<b>Top power</b> kW - Btu/h 48 - 163.783						

### CUCINA GAS 6 FUOCHI CON FORNO GAS STATICO "FULLSIZE" (92,5X63X40CM) E GRILL ELETTRICO - CON 1 GRIGLIA

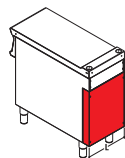
6 BURNERS GAS BOILING TOP ON "FULLSIZE" GAS STATIC OVEN (92,5X63X40CM) AND ELECTRIC GRILL - WITH 1 GRID

		<b>Code</b>  <b>313112</b>	<b>Model</b>  EFX12GGE9	<b>Tot. kW</b> 55 + 3	<b>Hz</b> 50-60	<b>V</b> 230 1 ~	<b>kW</b> 6x8	<b>Lengh</b> cm 120	<b>Depth</b> cm 90	<b>Height</b> cm 90	<b>Kg</b> 240.0	<b>m³</b> 1.46	<b>€</b>  <b>5.119,00</b>
							<b>Oven power</b> kW 7 + 3(grill)	<i>Inch</i> 47.2	<i>Inch</i> 35.4	<i>Inch</i> 35.4			
							<b>Top power</b> kW - Btu/h 48 - 163.783						

**ACCESSORI | ACCESSORIES**

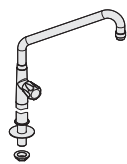


Code	Description	€
<b>399573</b>	<b>COPPIA ELEMENTI DI CHIUSURA PER BASI E TOP</b> CLOSING ELEMENTS (2 PCS) FOR BASES AND TOPS	<b>90,00</b>

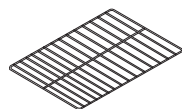


Code	Description	€
<b>319009</b>	<b>TAMPONAMENTO POSTERIORE PER VANO L=40CM</b> BACK SIDE PANEL FOR FREESTANDING MODULE L=40CM	<b>100,00</b>
<b>319010</b>	<b>TAMPONAMENTO POSTERIORE PER VANO L=80CM</b> BACK SIDE PANEL FOR FREESTANDING MODULE L=80CM	<b>140,00</b>
<b>319011</b>	<b>TAMPONAMENTO POSTERIORE PER VANO L=120CM</b> BACK SIDE PANEL FOR FREESTANDING MODULE L=120CM	<b>174,00</b>

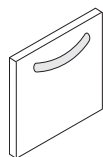
**ACCESSORI CUCINE A GAS | GAS COOKERS ACCESSORIES**



Code	Description	€
<b>399516</b>	<b>COLONNINA ACQUA ORIENTABILE</b> WATER TAP WITH SWIVEL ARM	<b>364,00</b>



Code	Description	€
<b>220590</b>	<b>GRIGLIA EXTRA FORNO GN2/1 (53X63CM)</b> EXTRA GRID FOR GN2/1 OVEN (53X63CM)	<b>33,00</b>
<b>220595</b>	<b>GRIGLIA FORNO EXTRA FULLSIZE (88X62CM)</b> EXTRA GRID FOR FULLSIZE OVEN (88X62CM)	<b>66,00</b>
<b>619004</b>	<b>GRIGLIA EXTRA FORNO GN1/1 (53X47CM)</b> EXTRA GRID FOR GN1/1 OVEN (53X47CM)	<b>33,00</b>



Code	Description	€
<b>319012</b>	<b>PORTINA DESTRA/SINISTRA</b> RIGHT/LEFT DOOR	<b>160,00</b>



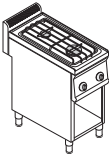

# Tecno 70 Eco



**CUCINE A GAS | GAS COOKERS**



**PIANO COTTURA GAS 2 FUOCHI SU VANO APERTO FREESTANDING SU VANO APERTO**

2 BURNERS GAS BOILING TOP WITH CAST IRON GRIDS FREESTANDING ON OPEN CABINET

		<b>Code</b>	<b>Model</b>	<b>Tot. kW</b>	<b>kW</b>	<b>Length</b> cm	<b>Depth</b> cm	<b>Height</b> cm	<b>Kg</b>	<b>m³</b>	<b>€</b>
				9,5	1x6 + 1x3,5	35	70	85			
		<b>613047</b>	EC35FG7		<b>Top power</b> kW - Btu/h 9,5 - 30.709	<i>Inch</i> 13.8	<i>Inch</i> 27.6	<i>Inch</i> 33.5			<b>1.191,00</b>



**PIANO COTTURA GAS 2 FUOCHI SUPER FREESTANDING SU VANO APERTO**

2 BURNERS GAS "SUPER" BOILING TOP WITH CAST IRON GRIDS FREESTANDING ON OPEN CABINET

		<b>Code</b>	<b>Model</b>	<b>Tot. kW</b>	<b>kW</b>	<b>Length</b> cm	<b>Depth</b> cm	<b>Height</b> cm	<b>Kg</b>	<b>m³</b>	<b>€</b>
				12	2x6	35	70	85			
		<b>613048</b>	EC35FSG7		<b>Top power</b> kW - Btu/h 12 - 40.946	<i>Inch</i> 13.8	<i>Inch</i> 27.6	<i>Inch</i> 33.5			<b>1.216,00</b>



**PIANO COTTURA GAS 4 FUOCHI FREESTANDING SU VANO APERTO**

4 BURNERS GAS BOILING TOP FREESTANDING ON OPEN CABINET

		<b>Code</b>	<b>Model</b>	<b>Tot. kW</b>	<b>kW</b>	<b>Length</b> cm	<b>Depth</b> cm	<b>Height</b> cm	<b>Kg</b>	<b>m³</b>	<b>€</b>
				19	2x6 + 2x3,5	70	70	85			
		<b>613049</b>	EC70FG7		<b>Top power</b> kW - Btu/h 19 - 64.831	<i>Inch</i> 27.6	<i>Inch</i> 27.6	<i>Inch</i> 33.5			<b>1.693,00</b>



**PIANO COTTURA GAS 4 FUOCHI "SUPER" FREESTANDING SU VANO APERTO**

4 BURNERS GAS SUPER BOILING TOP FREESTANDING ON OPEN CABINET

		<b>Code</b>	<b>Model</b>	<b>Tot. kW</b>	<b>kW</b>	<b>Length</b> cm	<b>Depth</b> cm	<b>Height</b> cm	<b>Kg</b>	<b>m³</b>	<b>€</b>
				24	4x6	70	70	85			
		<b>613050</b>	EC70FSG7		<b>Top power</b> kW - Btu/h 24 - 81.891	<i>Inch</i> 27.6	<i>Inch</i> 27.6	<i>Inch</i> 33.5			<b>1.740,00</b>

**PIANO COTTURA GAS 6 FUOCHI FREESTANDING SU VANO APERTO**



6 BURNERS GAS BOILING TOP FREESTANDING ON OPEN CABINET

		<b>Code</b>	<b>Model</b>	<b>Tot. kW</b>	<b>kW</b>	<b>Length</b> cm	<b>Depth</b> cm	<b>Height</b> cm	<b>Kg</b>	<b>m³</b>	<b>€</b>
				31	4x6 + 2x3,5	105	70	85			
		<b>613051</b>	EC105FG7		<b>Top power</b> kW - Btu/h 31 - 105.776	<i>Inch</i> 41.3	<i>Inch</i> 27.6	<i>Inch</i> 33.5			<b>2.212,00</b>

**CUCINE A GAS | GAS COOKERS**



**CUCINA GAS 4 FUOCHI CON FORNO GAS STATICO GN2/1 CON 1 GRIGLIA**

4 BURNERS GAS BOILING TOP ON GN2/1 GAS STATIC OVEN WITH 1 GRID

	Code	Model	Tot. kW	kW	Lengh cm	Depth cm	Height cm	Kg	m³	€
		<b>613052</b>	26	2x6 + 2x3,5	70	70	85	95.0	0.70	<b>2.680,00</b>
				Oven power kW 7	Inch 27.6	Inch 27.6	Inch 33.5			
				Top power kW - Btu/h 19 - 64.831						
		EF70GG7								



**CUCINA GAS 4 FUOCHI "SUPER" CON FORNO GAS STATICO GN2/1 CON 1 GRIGLIA**

4 BURNERS "SUPER" GAS BOILING TOP ON GN2/1 GAS STATIC OVEN WITH 1 GRID

	Code	Model	Tot. kW	kW	Lengh cm	Depth cm	Height cm	Kg	m³	€
		<b>613053</b>	31	4x6	70	70	85	97.0	0.70	<b>2.726,00</b>
				Oven power kW 7	Inch 27.6	Inch 27.6	Inch 33.5			
				Top power kW - Btu/h 24 - 81.891						
		EF70SGG7								



**CUCINA GAS 6 FUOCHI CON FORNO GAS STATICO GN2/1 E 1 GRIGLIA**

6 BURNERS GAS BOILING TOP ON GN2/1 GAS STATIC OVEN WITH 1 GRID

	Code	Model	Tot. kW	kW	Lengh cm	Depth cm	Height cm	Kg	m³	€
		<b>613054</b>	38	4x6 + 2x3,5	105	70	85	128.0	0.99	<b>3.433,00</b>
				Oven power kW 7	Inch 41.3	Inch 27.6	Inch 33.5			
				Top power kW - Btu/h 31 - 105.776						
		EF105GG7								



**CUCINA GAS 4 FUOCHI CON FORNO ELETTRICO STATICO GN2/1 CON 1 GRIGLIA**

4 BURNERS GAS BOILING TOP ON GN2/1 ELECTRIC STATIC OVEN WITH 1 GRID

	Code	Model	Tot. kW	Hz	V	kW	Lengh cm	Depth cm	Height cm	Kg	m³	€
		<b>613055</b>	19 + 4,7	50-60	400 3N ~	2x6 + 2x3,5	70	70	85	93.0	0.70	<b>2.854,00</b>
						Oven power kW 4,7	Inch 27.6	Inch 27.6	Inch 33.5			
						Top power kW - Btu/h 19 - 64.831						
		EF70G7										

**CUCINA GAS 4 FUOCHI "SUPER" CON FORNO ELETTRICO STATICO GN2/1 CON 1 GRIGLIA**



4 BURNERS "SUPER" GAS BOILING TOP ON GN2/1 ELECTRIC STATIC OVEN WITH 1 GRID

	Code	Model	Tot. kW	Hz	V	kW	Lengh cm	Depth cm	Height cm	Kg	m³	€
		<b>613056</b>	24 + 4,7	50-60	400 3N ~	4x6	70	70	85	92.0	0.70	<b>2.900,00</b>
						Oven power kW 4,7	Inch 27.6	Inch 27.6	Inch 33.5			
						Top power kW - Btu/h 24 - 81.891						
		EF70SG7										

## CUCINE A GAS | GAS COOKERS



### CUCINA GAS 6 FUOCHI CON FORNO ELETTRICO STATICO GN2/1 CON 1 GRIGLIA

6 BURNERS GAS BOILING TOP WITH GN2/1 ELECTRIC STATIC OVEN WITH 1 GRID

		<b>Code</b>  <b>613057</b>	<b>Model</b>  EF105G7	<b>Tot. kW</b>	<b>Hz</b>	<b>V</b>	<b>kW</b>	<b>Length</b> cm	<b>Depth</b> cm	<b>Height</b> cm	<b>Kg</b>	<b>m³</b>	<b>€</b>  <b>3.548,00</b>
				31 + 4,7	50-60	400 3N ~	4x6 + 2x3,5	105	70	85	125.0	0.99	
							<b>Oven power</b> kW 4,7	Inch 41.3	Inch 27.6	Inch 33.5			
							<b>Top power</b> kW - Btu/h 31 - 105.776						



### CUCINA GAS 6 FUOCHI CON FORNO GAS STATICO FULLSIZE (CM93X62,5X40) CON GRILL ELETTRICO E 1 GRIGLIA

6 BURNERS GAS BOILING TOP ON FULLSIZE (CM93X62,5X40) GAS STATIC OVEN AND ELECTRIC GRILL WITH 1 GRID

		<b>Code</b>  <b>613058</b>	<b>Model</b>  EFX105GGE7	<b>Tot. kW</b>	<b>Hz</b>	<b>V</b>	<b>kW</b>	<b>Length</b> cm	<b>Depth</b> cm	<b>Height</b> cm	<b>Kg</b>	<b>m³</b>	<b>€</b>  <b>3.871,00</b>
				38 + 3	50-60	230 1 ~	4x6 + 2x3,5	105	70	85	138.0	0.99	
							<b>Oven power</b> kW 7 + 3(grill)	Inch 41.3	Inch 27.6	Inch 33.5			
							<b>Top power</b> kW - Btu/h 31 - 105.776						



### CUCINA GAS 4 FUOCHI CON FORNO ELETTRICO CONVEZIONE GN1/1 CON 1 GRIGLIA

4 BURNERS GAS BOILING TOP ON GN1/1 ELECTRIC CONVECTION OVEN WITH 1 GRID

		<b>Code</b>  <b>613060</b>	<b>Model</b>  EF70GV7	<b>Tot. kW</b>	<b>Hz</b>	<b>V</b>	<b>kW</b>	<b>Length</b> cm	<b>Depth</b> cm	<b>Height</b> cm	<b>Kg</b>	<b>m³</b>	<b>€</b>  <b>3.024,00</b>
				19 + 5	50-60	400 2N ~	2x6 + 2x3,5	70	70	85	93.0	0.70	
							<b>Oven power</b> kW 5	Inch 27.6	Inch 27.6	Inch 33.5			
							<b>Top power</b> kW - Btu/h 19 - 64.831						

### CUCINA GAS 4 FUOCHI "SUPER" CON FORNO ELETTRICO CONVEZIONE GN1/1 CON 1 GRIGLIA

4 BURNERS "SUPER" GAS BOILING TOP RANGEON GN1/1 ELECTRIC CONVECTION OVEN WITH 1 GRID

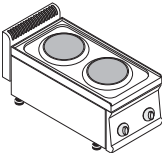
		<b>Code</b>  <b>613061</b>	<b>Model</b>  EF70SGV7	<b>Tot. kW</b>	<b>Hz</b>	<b>V</b>	<b>kW</b>	<b>Length</b> cm	<b>Depth</b> cm	<b>Height</b> cm	<b>Kg</b>	<b>m³</b>	<b>€</b>  <b>3.071,00</b>
				24 + 5	50-60	400 2N ~	4x6	70	70	85	94.0	0.70	
							<b>Oven power</b> kW 5	Inch 27.6	Inch 27.6	Inch 33.5			
							<b>Top power</b> kW - Btu/h 24 - 81.891						



**CUCINE ELETTRICHE | ELECTRIC COOKERS**

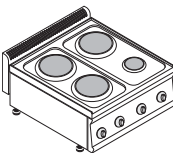
**PIANO COTTURA ELETTRICO 2 PIASTRE TONDE ERMETICHE TOP**

2 ROUND ERMETIC HOT PLATES ELECTRIC COOKTOP

	Code	Model	Tot. kW	Hz	V	kW	Lengh cm	Depth cm	Height cm	Kg	m³	€
	<b>616059</b>	ECR35E7	4	50-60	400 2N ~	<b>Top power</b> kW - Btu/h 4 - 13.649	35 Inch 13.8	70 Inch 27.6	28 Inch 11.0	20.0	0.17	<b>776,00</b>


**PIANO COTTURA ELETTRICO 4 PIASTRE TONDE ERMETICHE TOP**

4 ROUND ERMETIC HOT PLATES ELECTRIC COOKTOP

	Code	Model	Tot. kW	Hz	V	kW	Lengh cm	Depth cm	Height cm	Kg	m³	€
	<b>616060</b>	ECR70E7	7,5	50-60	400 3N ~	<b>Top power</b> kW - Btu/h 7,5 - 23.885	70 Inch 27.6	70 Inch 27.6	28 Inch 11.0	32.0	0.33	<b>1.172,00</b>

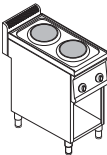
**PIANO COTTURA ELETTRICO 6 PIASTRE TONDE ERMETICHE TOP**

6 ROUND ERMETIC HOT PLATES ELECTRIC COOKTOP

	Code	Model	Tot. kW	Hz	V	kW	Lengh cm	Depth cm	Height cm	Kg	m³	€
	<b>616061</b>	ECR105E7	12	50-60	400 3N ~	<b>Top power</b> kW - Btu/h 12 - 40.946	105 Inch 41.3	70 Inch 27.6	28 Inch 11.0	47.0	0.47	<b>1.575,00</b>


**PIANO COTTURA ELETTRICO 2 PIASTRE TONDE ERMETICHE FREESTANDING SU VANO APERTO**

2 ROUND ERMETIC HOT PLATES ELECTRIC BOILING TOP FREESTANDING ON OPEN CABINET

	Code	Model	Tot. kW	Hz	V	kW	Lengh cm	Depth cm	Height cm	Kg	m³	€
	<b>616062</b>	ECR35FE7	4	50-60	400 2N ~	<b>Top power</b> kW - Btu/h 4 - 13.649	35 Inch 13.8	70 Inch 27.6	85 Inch 33.5	31.0	0.44	<b>1.069,00</b>


**PIANO COTTURA ELETTRICO 3+1PIASTRE TONDE ERMETICHE FREESTANDING SU VANO APERTO**

3+1 ROUND ERMETIC HOT PLATES ELECTRIC BOILING TOP FREESTANDING ON OPEN CABINET

	Code	Model	Tot. kW	Hz	V	kW	Lengh cm	Depth cm	Height cm	Kg	m³	€
	<b>616063</b>	ECR70FE7	7,5	50-60	400 3N ~	<b>Top power</b> kW - Btu/h 7,5 - 23.885	70 Inch 27.6	70 Inch 27.6	85 Inch 33.5	52.0	0.70	<b>1.485,00</b>

**PIANO COTTURA ELETTRICO 6 PIASTRE TONDE ERMETICHE FREESTANDING SU VANO APERTO**



6 ROUND ERMETIC HOT PLATES ELECTRIC BOILING TOP FREESTANDING ON OPEN CABINET

	Code	Model	Tot. kW	Hz	V	kW	Lengh cm	Depth cm	Height cm	Kg	m³	€
	<b>616064</b>	ECR105FE7	12	50-60	400 3N ~	<b>Top power</b> kW - Btu/h 12 - 40.946	105 Inch 41.3	70 Inch 27.6	85 Inch 33.5	75.0	0.99	<b>1.914,00</b>

## CUCINE ELETTRICHE | ELECTRIC COOKERS

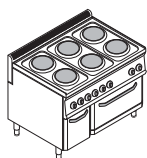

### CUCINA ELETTRICA 3+1 PIASTRE TONDE ERMETICHE SU FORNO ELETTRICO STATICO GN2/1 E1 GRIGLIA

3+1 ROUND ERMETIC HOT PLATES BOILING TOP ON GN2/1 ELECTRIC STATIC OVEN WITH 1 GRID

		<b>Code</b>  <b>616065</b>	<b>Model</b>  EFR70E7	<b>Tot. kW</b>  12,2	<b>Hz</b>  50-60	<b>V</b>  400 3N ~	<b>kW</b>	<b>Lengh</b> cm	<b>Depth</b> cm	<b>Height</b> cm	<b>Kg</b>  89.0	<b>m³</b>  0.70	<b>€</b>  <b>2.418,00</b>
							Oven power kW 4,7 Top power kW - Btu/h 7,5 - 23.885	70  Inch 27.6	70  Inch 27.6	85  Inch 33.5			



### CUCINA ELETTRICA 6 PIASTRE TONDE ERMETICHE SU FORNO ELETTRICO STATICO GN2/1 E 1GRIGLIA

6 ROUND ERMETIC HOT PLATES BOILING TOP ON GN2/1 ELECTRIC STATIC OVEN WITH 1 GRID

		<b>Code</b>  <b>616066</b>	<b>Model</b>  EFR105E7	<b>Tot. kW</b>  16,7	<b>Hz</b>  50-60	<b>V</b>  400 3N ~	<b>kW</b>	<b>Lengh</b> cm	<b>Depth</b> cm	<b>Height</b> cm	<b>Kg</b>  124.0	<b>m³</b>  0.99	<b>€</b>  <b>3.160,00</b>
							Oven power kW 4,7 Top power kW - Btu/h 12 - 40.946	105  Inch 41.3	70  Inch 27.6	85  Inch 33.5			



### CUCINA ELETTRICA 6 PIASTRE TONDE ERMETICHE SU FORNO ELETTRICO STATICO FULLSIZE (CM92,5X63X30) E 1 GRIGLIA

6 ROUND ERMETIC HOT PLATES BOILING TOP ON FULLSIZE (CM92,5X63X30) ELECTRIC STATIC OVEN WITH 1 GRID

		<b>Code</b>  <b>616067</b>	<b>Model</b>  EFXR105E7	<b>Tot. kW</b>  18,3	<b>Hz</b>  50-60	<b>V</b>  400 3N ~	<b>kW</b>	<b>Lengh</b> cm	<b>Depth</b> cm	<b>Height</b> cm	<b>Kg</b>  131.8	<b>m³</b>  0.99	<b>€</b>  <b>3.273,00</b>
							Oven power kW 6,3 Top power kW - Btu/h 12 - 40.946	105  Inch 41.3	70  Inch 27.6	85  Inch 33.5			



### CUCINA ELETTRICA 3+1 PIASTRE TONDE ERMETICHE SU FORNO ELETTRICO CONVEZIONE GN1/1 E 1 GRIGLIA

3+1 ROUND ERMETIC HOT PLATES BOILING TOP ON GN1/1 ELECTRIC CONVECTION OVEN WITH 1 GRID

		<b>Code</b>  <b>616068</b>	<b>Model</b>  EFR70EV7	<b>Tot. kW</b>  12,5	<b>Hz</b>  50-60	<b>V</b>  400 3N ~	<b>kW</b>	<b>Lengh</b> cm	<b>Depth</b> cm	<b>Height</b> cm	<b>Kg</b>  90.0	<b>m³</b>  0.70	<b>€</b>  <b>2.589,00</b>
							Oven power kW 5 Top power kW - Btu/h 7,5 - 23.885	70  Inch 27.6	70  Inch 27.6	85  Inch 33.5			



### CUCINA ELETTRICA 6 PIASTRE TONDE ERMETICHE SU FORNO ELETTRICO CONVEZIONE GN1/1 E 1 GRIGLIA

6 ROUND ERMETIC HOT PLATES BOILING TOP ON GN1/1 ELECTRIC CONVECTION OVEN WITH 1 GRID

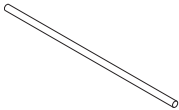
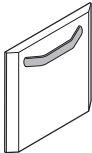
		<b>Code</b>  <b>616069</b>	<b>Model</b>  EFR105EV7	<b>Tot. kW</b>  17	<b>Hz</b>  50-60	<b>V</b>  400 3N ~	<b>kW</b>	<b>Lengh</b> cm	<b>Depth</b> cm	<b>Height</b> cm	<b>Kg</b>  124.0	<b>m³</b>  0.99	<b>€</b>  <b>3.332,00</b>
							Oven power kW 5 Top power kW - Btu/h 12 - 40.946	105  Inch 41.3	70  Inch 27.6	85  Inch 33.5			

### CUCINA ELETTRICA 6 PIASTRE TONDE ERMETICHE SU FORNO ELETTRICO CONVEZIONE FULLSIZE (CM92,5X63X30) E 1 GRIGLIA

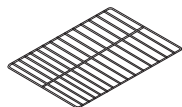
6 ROUND ERMETIC HOT PLATES BOILING TOP ON FULLSIZE (CM92,5X63X30) ELECTRIC CONVECTION OVEN WITH 1 GRID

		<b>Code</b>  <b>616070</b>	<b>Model</b>  EFXR105EV7	<b>Tot. kW</b>  17	<b>Hz</b>  50-60	<b>V</b>  400 3N ~	<b>kW</b>	<b>Lengh</b> cm	<b>Depth</b> cm	<b>Height</b> cm	<b>Kg</b>  129.0	<b>m³</b>  0.99	<b>€</b>  <b>3.500,00</b>
							Oven power kW 5 Top power kW - Btu/h 12 - 40.946	105  Inch 41.3	70  Inch 27.6	85  Inch 33.5			

**ACCESSORI | ACCESSORIES**

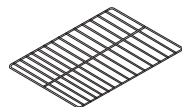
	<b>Code</b> <b>220585</b>	<b>Description</b> <b>ELEMENTO DI UNIONE</b> JOINT ELEMENT	<b>€</b> <b>27,00</b>
	<b>Code</b> <b>619001</b>	<b>Description</b> <b>PORTINA DESTRA/SINISTRA</b> RIGHT/LEFT DOOR	<b>€</b> <b>136,00</b>

**ACCESSORI CUCINE A GAS | GAS COOKERS ACCESSORIES**



Code	Description	€
<b>220590</b>	<b>GRIGLIA EXTRA FORNO GN2/1 (53X63CM)</b> EXTRA GRID FOR GN2/1 OVEN (53X63CM)	<b>33,00</b>
<b>220595</b>	<b>GRIGLIA FORNO EXTRA FULLSIZE (88X62CM)</b> EXTRA GRID FOR FULLSIZE OVEN (88X62CM)	<b>66,00</b>
<b>619004</b>	<b>GRIGLIA EXTRA FORNO GN1/1 (53X47CM)</b> EXTRA GRID FOR GN1/1 OVEN (53X47CM)	<b>33,00</b>
<b>619006</b>	<b>GRIGLIA EXTRA PER FORNO ELETTRICO VENTILATO FULLSIZE (88X62CM)</b> EXTRA GRID FOR FULLSIZE FAN ASSISTED ELECTRIC OVEN (88X62CM)	<b>66,00</b>

**ACCESSORI CUCINE ELETTRICHE | ELECTRIC COOKERS ACCESSORIES**



Code	Description	€
<b>220590</b>	<b>GRIGLIA EXTRA FORNO GN2/1 (53X63CM)</b> EXTRA GRID FOR GN2/1 OVEN (53X63CM)	<b>33,00</b>
<b>220595</b>	<b>GRIGLIA FORNO EXTRA FULLSIZE (88X62CM)</b> EXTRA GRID FOR FULLSIZE OVEN (88X62CM)	<b>66,00</b>
<b>619004</b>	<b>GRIGLIA EXTRA FORNO GN1/1 (53X47CM)</b> EXTRA GRID FOR GN1/1 OVEN (53X47CM)	<b>33,00</b>
<b>619006</b>	<b>GRIGLIA EXTRA PER FORNO ELETTRICO VENTILATO FULLSIZE (88X62CM)</b> EXTRA GRID FOR FULLSIZE FAN ASSISTED ELECTRIC OVEN (88X62CM)	<b>66,00</b>



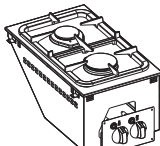

# Drop-in



**PIANI COTTURA A GAS | GAS COOKERS**

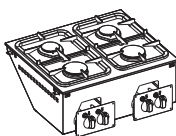

**PIANO COTTURA GAS 2 FUOCHI DROP-IN**

2 BURNERS GAS BOILING TOP DROP-IN

 	<b>Code</b>	<b>Model</b>	<b>Tot. kW</b>	<b>kW</b>	<b>Length</b> cm	<b>Depth</b> cm	<b>Height</b> cm	<b>Kg</b>	<b>m³</b>	<b>€</b>
			8,5	1X3,3+1X5,2  Top power kW - Btu/h 8,5 - 27.297	35  Inch 13.8	60  Inch 23.6	10  Inch 3.9	16.0	0.15	<b>980,00</b>
	<b>133005</b>	DPCG35G								

**PIANO COTTURA GAS 4 FUOCHI DROP-IN**

4 BURNERS GAS BOILING TOP DROP-IN

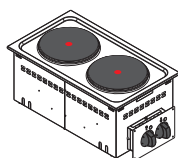
 	<b>Code</b>	<b>Model</b>	<b>Tot. kW</b>	<b>kW</b>	<b>Length</b> cm	<b>Depth</b> cm	<b>Height</b> cm	<b>Kg</b>	<b>m³</b>	<b>€</b>
			17	2X3,3+2X5,2  Top power kW - Btu/h 17 - 58.006	70  Inch 27.6	60  Inch 23.6	10  Inch 3.9	32.0	0.29	<b>1.535,00</b>
	<b>133006</b>	DPCG70G								



**PIANI COTTURA ELETTRICI | ELECTRIC COOKERS**

**PIANO COTTURA ELETTRICO 2 PIASTRE TONDE ERMETICHE DROP-IN**

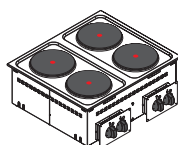
2 ERMETIC ROUND HOT PLATES ELECTRIC BOILING TOP DROP-IN



Code	Model	Tot. kW	Hz	V	Lenght cm / inch	Depth cm / inch	Height cm / inch	Kg	m³	€
<b>136001</b>	DPC35E0	5,2	50-60	400 2N ~	35 / 13.8	60 / 23.6	10 / 3.9	16.0	0.15	<b>599,00</b>
<b>136002</b>	DPC35E1	5,2	50-60	230 1 ~	35 / 13.8	60 / 23.6	10 / 3.9	16.0	0.15	<b>599,00</b>

**PIANO COTTURA ELETTRICO 4 PIASTRE TONDE ERMETICHE DROP-IN**

4 ERMETIC ROUND HOT PLATES ELECTRIC BOILING TOP DROP-IN

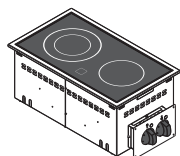


Code	Model	Tot. kW	Hz	V	kW	Lenght cm	Depth cm	Height cm	Kg	m³	€
<b>136004</b>	DPC70E0	10,4	50-60	400 3N ~	Top power kW - Btu/h 10,4 - 34.121	70 Inch 27.6	60 Inch 23.6	10 Inch 3.9	28.0	0.29	<b>1.063,00</b>

**PIANI COTTURA VETROCERAMICA | GLASS CERAMIC COOKERS**

**PIANO COTTURA ELETTRICO IN VETROCERAMICA 2 ZONE RISCALDANTI DROP-IN**

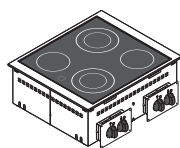
2 HOT ZONES GLASS CERAMIC COOK-TOP DROP-IN



Code	Model	Tot. kW	Hz	V	Lenght cm / inch	Depth cm / inch	Height cm / inch	Kg	m³	€
<b>136006</b>	DPCC35E0	4,3	50-60	400 2N ~	35 / 13.8	60 / 23.6	10 / 3.9	16.0	0.15	<b>1.259,00</b>
<b>136007</b>	DPCC35E1	4,3	50-60	230 1 ~	35 / 13.8	60 / 23.6	10 / 3.9	16.0	0.15	<b>1.243,00</b>

**PIANO COTTURA ELETTRICO IN VETROCERAMICA 4 ZONE RISCALDANTI DROP-IN**

4 HOT ZONES GLASS CERAMIC COOK-TOP DROP-IN

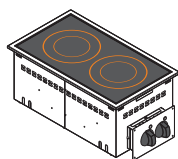


Code	Model	Tot. kW	Hz	V	kW	Lenght cm	Depth cm	Height cm	Kg	m³	€
<b>136008</b>	DPCC70E0	8,6	50-60	400 3N ~	<b>Top power</b> kW - Btu/h 8,6 - 27.297	70 Inch 27.6	60 Inch 23.6	10 Inch 3.9	24.0	0.29	<b>2.117,00</b>

**PIANI INDUZIONE | INDUCTION COOKERS**

**PIANO COTTURA ELETTRICO INDUZIONE DROP-IN**

INDUCTION COOK-TOP DROP-IN

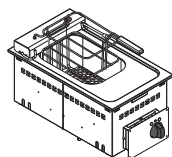


Code	Model	Tot. kW	Hz	V	Lengh cm	Depth cm	Height cm	Kg	m³	€
<b>136041</b>	DPIN35E	7	50-60	400 3 ~	35 <i>Inch</i> 13.8	60 <i>Inch</i> 23.6	10 <i>Inch</i> 3.9	16.0	0.15	<b>5.848,00</b>

**FRIGGITRICI | FRYERS**

**FRIGGITRICE ELETTRICA 8LT DROP-IN**

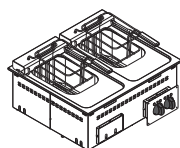
8LT ELECTRIC FRYER DROP-IN



Code	Model	Tot. kW	Hz	V	Lenght cm / inch	Depth cm / inch	Height cm / inch	Kg	m³	€
<b>136026</b>	DFR35E0	6	50-60	400 3N ~	35 / 13.8	60 / 23.6		18.0	0.15	<b>1.015,00</b>
<b>136027</b>	DFR35ES0	7,5	50-60	400 3N ~	35 / 13.8	60 / 23.6		20.0	0.15	<b>1.070,00</b>
<b>136028</b>	DFR35E1	6	50-60	230 1 ~	35 / 13.8	60 / 23.6		19.0	0.15	<b>1.000,00</b>
<b>136029</b>	DFR35ES1	7,5	50-60	230 1 ~	35 / 13.8	60 / 23.6		20.0	0.15	<b>1.055,00</b>

**FRIGGITRICE ELETTRICA 8LT + 8LT DROP-IN**

8LT + 8LT ELECTRIC FRYER DROP-IN

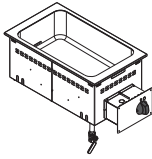


Code	Model	Tot. kW	Hz	V	Lenght cm / inch	Depth cm / inch	Height cm / inch	Kg	m³	€
<b>136031</b>	DFR70E0	12	50-60	400 3N ~	70 / 27.6	60 / 23.6		57.0	0.29	<b>1.791,00</b>
<b>136032</b>	DFR70ES0	15	50-60	400 3N ~	70 / 27.6	60 / 23.6		57.0	0.29	<b>1.845,00</b>

**BAGNOMARIA | BAIN-MARIE**

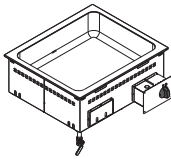
**BAGNOMARIA ELETTRICO GN1/1 DROP-IN**

GN1/1 ELECTRIC BAIN-MARIE DROP-IN

	Code	Model	Tot. kW	Hz	V	Lengh cm	Depth cm	Height cm	Kg	m³	€
	<b>136035</b>	DBM35E0	1,3	50-60	230 1 ~	35 <i>Inch</i> 13.8	60 <i>Inch</i> 23.6	25 <i>Inch</i> 9.8	15.0	0.15	<b>692,00</b>

**BAGNOMARIA ELETTRICO GN2/1 DROP-IN**

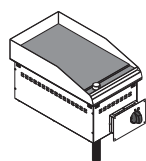
GN2/1 ELECTRIC BAIN-MARIE DROP-IN

	Code	Model	Tot. kW	Hz	V	Lengh cm	Depth cm	Height cm	Kg	m³	€
	<b>136036</b>	DBM70E0	2,6	50-60	230 1 ~	70 <i>Inch</i> 27.6	60 <i>Inch</i> 23.6	25 <i>Inch</i> 9.8	25.0	0.29	<b>904,00</b>

**FRY TOP | GRIDDLES**

**FRY TOP ELETTRICO PIASTRA LISCIA DROP-IN**

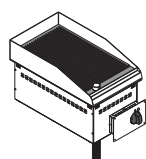
ELECTRIC GRIDDLE WITH SMOOTH PLATE DROP-IN



Code	Model	Tot. kW	Hz	V	Lenght cm / inch	Depth cm / inch	Height cm / inch	Kg	m³	€
<b>136009</b>	DFTL35E0	3,9	50-60	400 3N ~	35 / 13.8	60 / 23.6	21 / 8.3	35.0	0.15	<b>965,00</b>
<b>136010</b>	DFTL35E1	3,9	50-60	230 1 ~	35 / 13.8	60 / 23.6	21 / 8.3	34.2	0.15	<b>948,00</b>
<b>136011</b>	DFTL35E2	3	50-60	230 1 ~	35 / 13.8	60 / 23.6	21 / 8.3	34.2	0.15	<b>820,00</b>

**FRY TOP ELETTRICO PIASTRA RIGATA DROP-IN**

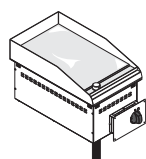
ELECTRIC GRIDDLE WITH RIBBED PLATE DROP-IN



Code	Model	Tot. kW	Hz	V	Lenght cm / inch	Depth cm / inch	Height cm / inch	Kg	m³	€
<b>136012</b>	DFTR35E0	3,9	50-60	400 3N ~	35 / 13.8	60 / 23.6	21 / 8.3	32.2	0.15	<b>1.007,00</b>
<b>136013</b>	DFTR35E1	3,9	50-60	230 1 ~	35 / 13.8	60 / 23.6	21 / 8.3	32.2	0.15	<b>989,00</b>
<b>136014</b>	DFTR35E2	3	50-60	230 1 ~	35 / 13.8	60 / 23.6	21 / 8.3	32.2	0.15	<b>867,00</b>

**FRY TOP ELETTRICO PIASTRA LISCIA CROMATA DROP-IN**

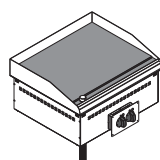
ELECTRIC GRIDDLE WITH SMOOTH-CHROMIUM PLATED PLATE DROP-IN



Code	Model	Tot. kW	Hz	V	Lenght cm / inch	Depth cm / inch	Height cm / inch	Kg	m³	€
<b>136015</b>	DFTC35E0	3,9	50-60	400 3N ~	35 / 13.8	60 / 23.6	21 / 8.3	35.0	0.15	<b>1.228,00</b>
<b>136016</b>	DFTC35E1	3,9	50-60	230 1 ~	35 / 13.8	60 / 23.6	21 / 8.3	34.0	0.15	<b>1.214,00</b>
<b>136017</b>	DFTC35E2	3	50-60	230 1 ~	35 / 13.8	60 / 23.6	21 / 8.3	31.0	0.16	<b>1.088,00</b>

**FRY TOP ELETTRICO PIASTRA LISCIA DROP-IN**

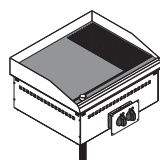
ELECTRIC GRIDDLE WITH SMOOTH-CHROMIUM PLATED PLATE DROP-IN



Code	Model	Tot. kW	Hz	V	Lenght cm / inch	Depth cm / inch	Height cm / inch	Kg	m³	€
<b>136018</b>	DFTL70E0	7,8	50-60	400 3N ~	70 / 27.6	60 / 23.6	21 / 8.3	51.5	0.29	<b>1.348,00</b>
<b>136019</b>	DFTL70E2	6	50-60	230 1 ~	70 / 27.6	60 / 23.6	21 / 8.3	51.5	0.29	<b>1.235,00</b>

**FRY TOP ELETTRICO PIASTRA 1/3 RIGATA DROP-IN**

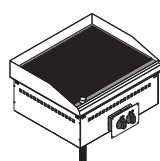
ELECTRIC GRIDDLE WITH 1/3 RIBBED PLATE DROP-IN



Code	Model	Tot. kW	Hz	V	Lenght cm / inch	Depth cm / inch	Height cm / inch	Kg	m³	€
<b>136020</b>	DFTR70E0	7,8	50-60	400 3N ~	70 / 27.6	60 / 23.6	21 / 8.3	60.0	0.29	<b>1.495,00</b>
<b>136021</b>	DFTR70E2	6	50-60	230 1 ~	70 / 27.6	60 / 23.6	21 / 8.3	51.5	0.29	<b>1.385,00</b>

**FRY TOP ELETTRICO PIASTRA RIGATA DROP-IN**

ELECTRIC GRIDDLE WITH RIBBED PLATE DROP-IN

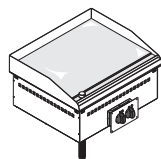


Code	Model	Tot. kW	Hz	V	Lenght cm / inch	Depth cm / inch	Height cm / inch	Kg	m³	€
<b>136022</b>	DFTRR70E0	7,8	50-60	400 3N ~	70 / 27.6	60 / 23.6	21 / 8.3	58.0	0.29	<b>1.556,00</b>
<b>136023</b>	DFTRR70E2	6	50-60	230 1 ~	70 / 27.6	60 / 23.6	21 / 8.3	58.0	0.29	<b>1.447,00</b>

**FRY TOP | GRIDDLES**

**FRY TOP ELETTRICO PIASTRA LISCIA CROMATA DROP-IN**

ELECTRIC GRIDDLE WITH SMOOTH-CHROMIUM PLATED PLATE DROP-IN

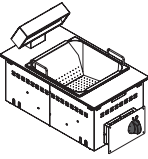



Code	Model	Tot. kW	Hz	V	Lenght cm / inch	Depth cm / inch	Height cm / inch	Kg	m³	€
<b>136024</b>	DFTC70E0	7,8	50-60	400 3N ~	70 / 27.6	60 / 23.6	21 / 8.3	54.0	0.29	<b>1.828,00</b>
<b>136025</b>	DFTC70E2	6	50-60	230 1 ~	70 / 27.6	60 / 23.6	21 / 8.3	78.5	0.29	<b>1.720,00</b>

**SCALDAPATATE | CHIP SCUTTLE**

**SCALDAPATATE ELETTRICO GN2/3 DROP-IN**

GN2/3 ELECTRIC CHIP SCUTTLE DROP-IN

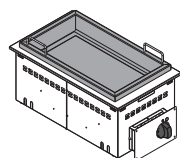
	Code	Model	Tot. kW	Hz	V	Length cm	Depth cm	Height cm	Kg	m³	€
	 <b>136034</b>	DSP35E0	0,65	50-60	230 1 ~	35 <i>Inch</i> 13.8	60 <i>Inch</i> 23.6		19.0	0.21	<b>950,00</b>



**BRASIERE MULTIFUNZIONE | MULTIFUNCTION BRAISING PANS**

**BRASIERA ELETTRICA MULTIFUNZIONE DROP-IN**

MULTIFUNCTIONAL ELECTRIC BRATT PAN DROP-IN

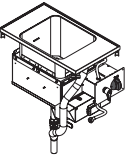


Code	Model	Tot. kW	Hz	V	Lenght cm / inch	Depth cm / inch	Height cm / inch	Kg	m³	€
<b>136037</b>	DBRM35E0	3,3	50-60	400 3N ~	35 / 13.8	60 / 23.6		26.0	0.15	<b>1.799,00</b>
<b>136040</b>	DBRM35E1	3,3	50-60	230 1 ~	35 / 13.8	60 / 23.6		26.0	0.15	<b>1.788,00</b>

**CUOCIPASTA | PASTA COOKERS**

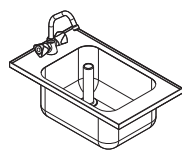
**CUOCIPASTA ELETTRICO 23LT GN2/3 DROP-IN**

23LT GN2/3 ELECTRIC PASTA COOKER DROP-IN

	Code	Model	Tot. kW	Hz	V	Length cm	Depth cm	Height cm	Kg	m³	€
	<b>136038</b>	DCP35E0	4,8	50-60	400 3N ~	35 <i>Inch</i> 13.8	60 <i>Inch</i> 23.6	80 <i>Inch</i> 31.5	28.0	0.40	<b>1.950,00</b>

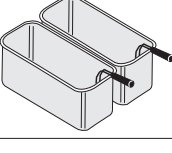
**LAVELLI | SINKS**

**LAVELLO DROP-IN**  
SINK DROP-IN



Code	Model	Length cm	Depth cm	Height cm	Kg	m³	€
<b>136039</b>	DL35	35 <i>Inch</i> 13.8	60 <i>Inch</i> 23.6		15.0	0.15	<b>574,00</b>

**ACCESSORI CUOCIPASTA | PASTA COOKERS ACCESSORIES**

	<b>Code</b> <b>120635</b>	<b>Description</b> <b>CESTELLO 1 X GN2/3 PER CUOCIPASTA- DIM. CM (29X29X20H)</b> BASKET 1 X GN2/3 FOR PASTA COOKER- DIM. CM (29X29X20H)	<b>€</b> <b>167,00</b>
	<b>Code</b> <b>120660</b>	<b>Description</b> <b>CESTELLO 1XGN1/3 + 2 XGN1/6 PER CUOCIPASTA-DIM. CM (29X16X20H)   (14X14X20H)</b> BASKET 1 X GN1/3 2 X GN1/6 FOR PASTA COOKER-DIM. CM (29X16X20H)   (14X14X20H)	<b>€</b> <b>289,00</b>
	<b>Code</b> <b>120620</b>	<b>Description</b> <b>CESTELLO 2 PZ X GN1/3 PER CUOCIPASTA-DIM. CM (29X16X20H)</b> BASKET 2 PCS X GN1/3 FOR PASTA COOKER-DIM. CM (29X16X20H)	<b>€</b> <b>254,00</b>
	<b>Code</b> <b>120700</b>	<b>Description</b> <b>CESTELLO 2 X GN2/6 PER CUOCIPASTA-DIM. CM (14.5X29X20H)</b> BASKET 2X GN2/6 SET FOR PASTA COOKER-DIM. CM (14.5X29X20H)	<b>€</b> <b>254,00</b>
	<b>Code</b> <b>120625</b>	<b>Description</b> <b>CESTELLO 4 PZ X GN1/6 PER CUOCIPASTA-DIM. CM (14X14X20H)</b> BASKET 4 PCS X GN1/6 FOR PASTA COOKER-DIM. CM (14X14X20H)	<b>€</b> <b>325,00</b>
	<b>Code</b> <b>120652</b>	<b>Description</b> <b>COPERCHIO GN2/3 PER CUOCIPASTA</b> GN2/3 LID FOR PASTA COOKER	<b>€</b> <b>39,00</b>


# Salamandre *Salamanders*



**SALAMANDRE ULTRARAPIDE | ULTRARAPID CONTACT SALAMANDERS**


**SALAMANDRA ULTRARAPIDA CON PIANO MOBILE QSE**

QSE ULTRARAPID SALAMANDER WITH MOVABLE RADIANT PLATE

	Code	Model	Tot. kW	Hz	V	Lengh cm	Depth cm	Height cm	Kg	m³	€
	<b>216035</b>	QSE40/OCB	2	50-60	220-240 1~	40 <i>Inch</i> 15.7	45 <i>Inch</i> 17.7	50 <i>Inch</i> 19.7	46.0	0.22	<b>2.290,00</b>


**SALAMANDRA ULTRARAPIDA CON PIANO MOBILE QSE**

QSE ULTRARAPID SALAMANDER WITH MOVABLE RADIANT PLATE

	Code	Model	Tot. kW	Hz	V	Lengh cm	Depth cm	Height cm	Kg	m³	€
	<b>216037</b>	QSE60/OCB	4	50-60	220-240 1~	60 <i>Inch</i> 23.6	45 <i>Inch</i> 17.7	50 <i>Inch</i> 19.7	59.0	0.31	<b>2.565,00</b>

**SALAMANDRA ULTRARAPIDA CON PIANO MOBILE QSE**


QSE ULTRARAPID SALAMANDER WITH MOVABLE RADIANT PLATE

	Code	Model	Tot. kW	Hz	V	Lengh cm	Depth cm	Height cm	Kg	m³	€
	<b>216038</b>	QSE60/4CB	4	50-60	380-415 3N~	60 <i>Inch</i> 23.6	45 <i>Inch</i> 17.7	50 <i>Inch</i> 19.7	59.0	0.24	<b>2.565,00</b>

**SALAMANDRE ULTRARAPIDE CONTACT | ULTRARAPID SALAMANDERS**


**SALAMANDRA ULTRARAPIDA CONTACT CON PIANO MOBILE E BARRA RILEVAMENTO PIATTO QSET**

QSET ULTRARAPID CONTACT SALAMANDER WITH MOVABLE RADIANT PLATE AND TRAY DETECTION BAR

	Code	Model	Tot. kW	Hz	V	Lengh cm	Depth cm	Height cm	Kg	m³	€
	<b>216036</b>	QSET40/OCB	2	50-60	220-240 1~	40 <i>Inch</i> 15.7	45 <i>Inch</i> 17.7	50 <i>Inch</i> 19.7	45.8	0.17	<b>2.495,00</b>


**SALAMANDRA ULTRARAPIDA CONTACT CON PIANO MOBILE E BARRA RILEVAMENTO PIATTO QSET**

QSET ULTRARAPID CONTACT SALAMANDER WITH MOVABLE RADIANT PLATE AND TRAY DETECTION BAR

	Code	Model	Tot. kW	Hz	V	Lengh cm	Depth cm	Height cm	Kg	m³	€
	<b>216039</b>	QSET60/OCB	4	50-60	220-240 1~	60 <i>Inch</i> 23.6	45 <i>Inch</i> 17.7	50 <i>Inch</i> 19.7	61.6	0.30	<b>2.790,00</b>

**SALAMANDRA ULTRARAPIDA CONTACT CON PIANO MOBILE E BARRA RILEVAMENTO PIATTO QSET**

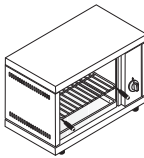
QSET ULTRARAPID CONTACT SALAMANDER WITH MOVABLE RADIANT PLATE AND TRAY DETECTION BAR

	Code	Model	Tot. kW	Hz	V	Lengh cm	Depth cm	Height cm	Kg	m³	€
	<b>216040</b>	QSET60/4CB	4	50-60	380-415 3N~	60 <i>Inch</i> 23.6	45 <i>Inch</i> 17.7	50 <i>Inch</i> 19.7	61.6	0.24	<b>2.790,00</b>

**SALAMANDRE ULTRARAPIDE CHIUSE SU 3 LATI | ULTRARAPID SALAMANDERS CLOSED ON 3 SIDES**

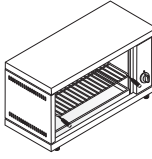
**SALAMANDRA ULTRARAPIDA ELETTRICA CHIUSA SU 3 LATI QSEF**

QSEF1/0 ULTRARAPID ELECTRIC SALAMANDER CLOSED ON 3 SIDES

	Code	Model	Tot. kW	Hz	V	Lengh cm	Depth cm	Height cm	Kg	m³	€
	<b>216005</b>	QSEF1/0	2	50-60	230 1 ~	54 Inch 21.3	40 Inch 15.7	39 Inch 15.4	19.0	0.14	<b>885,00</b>

**SALAMANDRA ULTRARAPIDA ELETTRICA CHIUSA SU 3 LATI QSEF**

QSEF ULTRARAPID ELECTRIC SALAMANDER CLOSED ON 3 SIDES


	Code	Model	Tot. kW	Hz	V	Lenght cm / inch	Depth cm / inch	Height cm / inch	Kg	m³	€
	<b>216007</b>	QSEF2/0	4	50-60	400 2N ~	79 / 31.1	42 / 16.5	39 / 15.4	25.0	0.19	<b>1.205,00</b>
	<b>216008</b>	QSEF2/2	4	50-60	230 1 ~	79 / 31.1	42 / 16.5	39 / 15.4	26.0	0.19	<b>1.205,00</b>



**CLASSIC SALAMANDERS | SALAMANDRE CLASSIC**

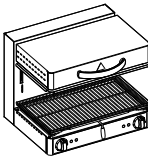
**SALAMANDRA CLASSIC CON PIANO MOBILE SE**

SE CLASSIC SALAMANDER WITH MOVABLE RADIANT PLATE

	Code	Model	Tot. kW	Hz	V	Lengh cm	Depth cm	Height cm	Kg	m³	€
	<b>216041</b>	SE40/OCB	2	50-60	220-240 1~	40 <i>Inch</i> 15.7	45 <i>Inch</i> 17.7	50 <i>Inch</i> 19.7	43.0	0.17	<b>1.775,00</b>


**SALAMANDRA CLASSIC CON PIANO MOBILE SE**

SE CLASSIC SALAMANDER WITH MOVABLE RADIANT PLATE

	Code	Model	Tot. kW	Hz	V	Lengh cm	Depth cm	Height cm	Kg	m³	€
	<b>216042</b>	SE60/OCB	4	50-60	220-240 1~	60 <i>Inch</i> 23.6	45 <i>Inch</i> 17.7	50 <i>Inch</i> 19.7	56.0	0.24	<b>1.987,00</b>

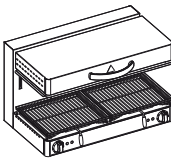
**SALAMANDRA CLASSIC CON PIANO MOBILE SE**

SE CLASSIC SALAMANDER WITH MOVABLE RADIANT PLATE

	Code	Model	Tot. kW	Hz	V	Lengh cm	Depth cm	Height cm	Kg	m³	€
	<b>216043</b>	SE60/4CB	4	50-60	380-415 3N~	64 <i>Inch</i> 25.2	45 <i>Inch</i> 17.7	50 <i>Inch</i> 19.7	56.0	0.30	<b>1.987,00</b>

**SALAMANDRA CLASSIC CON PIANO MOBILE SE**

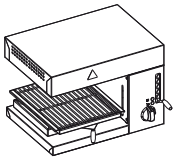
SE CLASSIC SALAMANDER WITH MOVABLE RADIANT PLATE

	Code	Model	Tot. kW	Hz	V	Lengh cm	Depth cm	Height cm	Kg	m³	€
	<b>216044</b>	SE80/0	6	50-60	400 3N ~	80 <i>Inch</i> 31.5	45 <i>Inch</i> 17.7	50 <i>Inch</i> 19.7	70.0	0.35	<b>2.580,00</b>

## SALAMANDRE PASSANTI | PASS-THROUGH SALAMANDERS

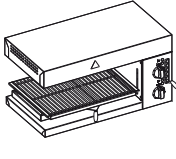
### SALAMANDRA CLASSICA PASSANTE SEL

SEL CLASSIC PASS-THROUGH ELECTRIC SALAMANDER

	Code	Model	Tot. kW	Hz	V	Length cm	Depth cm	Height cm	Kg	m³	€
	<b>216045</b>	SEL1/OCB	2	50-60	220-240 1~	55 <i>Inch</i> 21.7	40 <i>Inch</i> 15.7	35 <i>Inch</i> 13.8	34.0	0.14	<b>1.010,00</b>

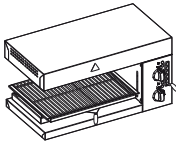
### SALAMANDRA CLASSICA ELETTRICA SEL2/OCBPASSANTE

CLASSIC SEL2/OCB PASS-THROUGH ELECTRIC SALAMANDER

	Code	Model	Tot. kW	Hz	V	Length cm	Depth cm	Height cm	Kg	m³	€
	<b>216046</b>	SEL2/OCB	4	50-60	380-415 3N~	75 <i>Inch</i> 29.5	40 <i>Inch</i> 15.7	35 <i>Inch</i> 13.8	37.0	0.26	<b>1.320,00</b>

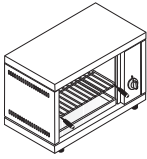

### SALAMANDRA CLASSICA ELETTRICA SEL2/2CBPASSANTE

CLASSIC SEL2/2CM PASS-THROUGH ELECTRIC SALAMANDER

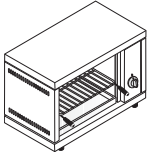

	Code	Model	Tot. kW	Hz	V	Length cm	Depth cm	Height cm	Kg	m³	€
	<b>216047</b>	SEL2/2CB	4	50-60	220-240 1~	75 <i>Inch</i> 29.5	40 <i>Inch</i> 15.7	35 <i>Inch</i> 13.8	37.0	0.26	<b>1.320,00</b>

**SALAMANDRE CHIUSE SU 3 LATI | SALAMANDERS CLOSED ON 3 SIDES**

**SALAMANDRA CLASSIC CHIUSA SU 3 LATI SEF**  
CLASSIC SALAMANDER CLOSED ON THREE SIDES SEF

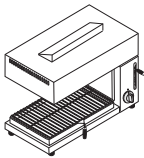

	Code	Model	Tot. kW	Hz	V	Lengh cm	Depth cm	Height cm	Kg	m³	€
	216022	SEF1/0	2	50-60	230 1 ~	54 Inch 21.3	40 Inch 15.7	39 Inch 15.4	18.0	0.14	 <b>620,00</b>

**SALAMANDRA CLASSIC CHIUSA SU 3 LATI SEF**  
CLASSIC SALAMANDER CLOSED ON 3 SIDES SEF

	Code	Model	Tot. kW	Hz	V	Lenght cm / inch	Depth cm / inch	Height cm / inch	Kg	m³	€
	216023	SEF2/0	4	50-60	400 2N ~	79 / 31.1	40 / 15.7	39 / 15.4	24.0	0.19	 <b>790,00</b>
	216024	SEF2/2	4	50-60	230 1 ~	79 / 31.1	40 / 15.7	39 / 15.4	25.0	0.19	<b>790,00</b>

**SALAMANDRA GAS | GAS SALAMANDER**

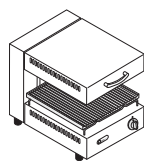
**SALAMANDRA PASSANTE GAS CON PIANO COTTURA MOBILE**  
PASS-THROUGH GAS SALAMANDER WITH MOVABLE COOKING PLATE

	Code	Model	Tot. kW	Lengh cm	Depth cm	Height cm	Kg	m³	€
	 <b>213001</b>	SG	7,4	75 <i>Inch</i> 29.5	40 <i>Inch</i> 15.7	46 <i>Inch</i> 18.1	47.0	0.25	<b>48H 1.780,00</b>

## SALAMANDRE LIGHT | LIGHT SALAMANDERS

### SALAMANDRA LIGHT PIANO MOBILE AISI 430 SEC

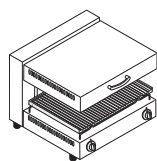
AISI 430 LIGHT SALAMANDER WITH MOVABLE RADIANT PLATE SEC



Code	Model	Tot. kW	Hz	V	Lengh cm	Depth cm	Height cm	Kg	m³	€
<b>216015</b>	SEC40/0	2	50-60	230 1 ~	40 <i>Inch</i> 15.7	45 <i>Inch</i> 17.7	50 <i>Inch</i> 19.7	39.0	0.19	<b>1.405,00</b>

### SALAMANDRA LIGHT A PIANO MOBILE AISI 430SEC

AISI 430 LIGHT SALAMANDER WITH MOVABLE RADIANT PLATE SEC

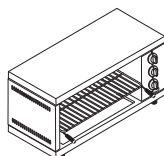


Code	Model	Tot. kW	Hz	V	Lenght cm / inch	Depth cm / inch	Height cm / inch	Kg	m³	€
<b>216016</b>	SEC60/0	4	50-60	230 1 ~	60 / 23.6	45 / 17.7	50 / 19.7	54.0	0.27	<b>1.525,00</b>
<b>216017</b>	SEC60/4	4	50-60	400 2N ~	60 / 23.6	45 / 17.7	50 / 19.7	54.0	0.27	<b>1.525,00</b>

## TOASTER | TOASTERS

### TOASTER PROFESSIONALE 3 KW

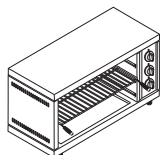
PROFESSIONAL TOASTER 3 KW



	Code	Model	Tot. kW	Hz	V	Lenght cm / inch	Depth cm / inch	Height cm / inch	Kg	m³	€
⚡	<b>060030</b>	TS2/0	3	50-60	230 1 ~	67 / 26.4	34 / 13.4	27 / 10.6	18.6	0.12	<b>789,00</b>

### TOASTER PROFESSIONALE 4 KW

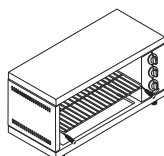
PROFESSIONAL TOASTER 4 KW



	Code	Model	Tot. kW	Hz	V	Lenght cm / inch	Depth cm / inch	Height cm / inch	Kg	m³	€
	<b>060090</b>	TSP/0	4	50-60	230 1 ~	67 / 26.4	34 / 13.4	36 / 14.2	22.8	0.15	<b>900,00</b>
⚡	<b>060190</b>	TSP/1	4	50-60	400 2N ~	67 / 26.4	34 / 13.4	36 / 14.2	23.0	0.15	<b>900,00</b>

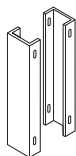
### TOASTER PROFESSIONALE 3 KW

PROFESSIONAL TOASTER 3 KW



	Code	Model	Tot. kW	Hz	V	Lenght cm / inch	Depth cm / inch	Height cm / inch	Kg	m³	€
⚡	<b>060230</b>	TS2/2	3	50-60	400 2N ~	67 / 26.4	34 / 13.4	27 / 10.6	18.7	0.12	<b>789,00</b>

**ACCESSORI SALAMANDRE ULTRARAPIDE** | ULTRARAPID CONTACT SALAMANDERS ACCESSORIES

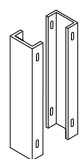


**Code**  
**9003**

**Description**  
**COPPIA SUPPORTI A PARETE PER SALAMANDRE QSE-SE**  
PAIR OF WALL MOUNT SUPPORT FOR QSE-SE SALAMANDERS

**€**  
**87,00**

**ACCESSORI SALAMANDRE ULTRARAPIDE CONTACT** | ULTRARAPID SALAMANDERS ACCESSORIES



**Code**

**9003**

**Description**

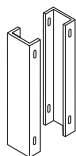
**COPPIA SUPPORTI A PARETE PER SALAMANDRE QSE-SE**  
PAIR OF WALL MOUNT SUPPORT FOR QSE-SE SALAMANDERS

**€**

**87,00**



**ACCESSORI SALAMANDRE ULTRARAPIDE CHIUSE SU 3 LATI | ULTRARAPID SALAMANDERS CLOSED ON 3 SIDES ACCESSORIES**

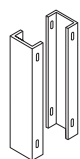


**Code**  
**9008**

**Description**  
**COPPIA SUPPORTI A PARETE PER SALAMANDRE QSEF-SEF**  
PAIR OF WALL MOUNT SUPPORT FOR QSE-SEF SALAMANDERS

**€**  
**87,00**

**ACCESSORI CLASSIC SALAMANDERS** | SALAMANDRE CLASSIC ACCESSORIES



**Code**

**9003**

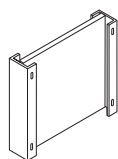
**Description**

**COPPIA SUPPORTI A PARETE PER SALAMANDRE QSE-SE**  
PAIR OF WALL MOUNT SUPPORT FOR QSE-SE SALAMANDERS

**€**

**87,00**

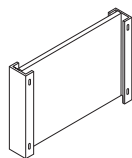
**ACCESSORI SALAMANDRE PASSANTI | PASS-THROUGH SALAMANDERS ACCESSORIES**



**Code**  
**9012**

**Description**  
**COPPIA SUPPORTI A PARETE PER SALAMANDRE SEL1**  
PAIR OF WALL MOUNT SUPPORT FOR SEL1 SALAMANDERS

**€**  
**124,00**

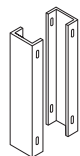


**Code**  
**9013**

**Description**  
**COPPIA SUPPORTI A PARETE PER SALAMANDRE SEL2-SG**  
PAIR OF WALL MOUNT SUPPORT FOR SEL2-SG SALAMANDERS

**€**  
**134,00**

**ACCESSORI SALAMANDRE CHIUSE SU 3 LATI | SALAMANDERS CLOSED ON 3 SIDES ACCESSORIES**



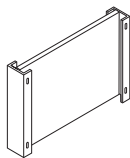
**Code**  
**9008**

**Description**

**COPPIA SUPPORTI A PARETE PER SALAMANDRE QSEF-SEF**  
 PAIR OF WALL MOUNT SUPPORT FOR QSE-SEF SALAMANDERS

**€**  
**87,00**

**ACCESSORI SALAMANDRA GAS** | GAS SALAMANDER ACCESSORIES

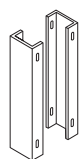


**Code**  
**9013**

**Description**  
**COPPIA SUPPORTI A PARETE PER SALAMANDRE SEL2-SG**  
PAIR OF WALL MOUNT SUPPORT FOR SEL2-SG SALAMANDERS

**€**  
**134,00**

**ACCESSORI SALAMANDRE LIGHT | LIGHT SALAMANDERS ACCESSORIES**



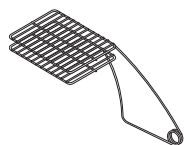
**Code**  
**9003**

**Description**

**COPPIA SUPPORTI A PARETE PER SALAMANDRE QSE-SE**  
 PAIR OF WALL MOUNT SUPPORT FOR QSE-SE SALAMANDERS

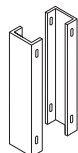
**€**  
**87,00**

**ACCESSORI TOASTER | TOASTERS ACCESSORIES**



Code	Description
<b>9014</b>	<b>PINZE PER TOAST</b> PLYER FOR TOAST

€  
**12,00**



Code	Description
<b>9010</b>	<b>SUPPORTI A PARETE PER TOASTERS</b> PAIR OF WALL MOUNT SUPPORT FOR TOASTERS

€  
**87,00**





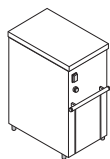
# Tritagliaccio

## *Ice crusher*



**TRITAGHIACCIO | ICE CRUSHER**

**TRITAGHIACCIO ELETTRICO PROFESSIONALE**  
PROFESSIONAL ELECTRIC ICE-CRUSHER



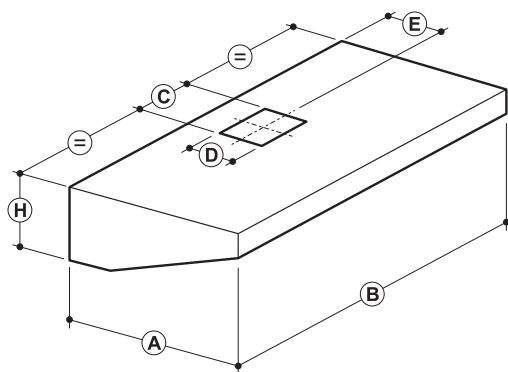
Code	Model	Tot. kW	Hz	V	Lenght cm / inch	Depth cm / inch	Height cm / inch	Kg	m³	€
<b>030020</b>	IR/0	0,2	50	230 1 ~	24 / 9.4	43 / 16.9	49 / 19.3	28.4	0.19	<b>1.425,00</b>
<b>030030</b>	IR/2	0,2	60	230 1 ~	24 / 9.4	43 / 16.9	49 / 19.3	28.0	0.19	<b>1.425,00</b>

**48H**

# Cappe *Hoods*

## AISI304

### CAPPA A PARETE CON FILTRI A LABIRINTO IN ACCIAIO INOX - CORPO ASSIEMATO PER SALDATURA A PUNTI WALL-MOUNTED HOOD WITH STAINLESS STEEL LABYRINTH FILTERS - BUILD WITH WELDING POINTS



CODE	Model	Dimensioni / Dimensions cm.			Filtri / Filters		Portata nom. / Nom. capacity	Peso / Weight	EURO
		A x B x H	C x D	E	N	dim.	m³/h	kg	
501001	TCS7/10	70 x 100 x 45	25 x 25	29	2	40 x 40	900	26	828,00
501002	TCS7/12	70 x 120 x 45	25 x 25	29	2	40 x 40	900	28	878,00
501003	TCS7/16	70 x 160 x 45	25 x 25	29	3	40 x 40	1350	36	1.132,00
501004	TCS7/18	70 x 180 x 45	25 x 25	29	3	40 x 40	1350	40	1.291,00
501005	TCS7/20	70 x 200 x 45	30 x 30	29	4	40 x 40	1800	44	1.352,00
501006	TCS7/24	70 x 240 x 45	30 x 30	29	4	40 x 40	1800	54	1.521,00
501007	TCS7/28	70 x 280 x 45	35 x 35	29	5	40 x 40	2250	64	1.827,00
501008	TCS7/30	70 x 300 x 45	35 x 35	29	6	40 x 40	2700	69	1.960,00
501009	TCS9/12	90 x 120 x 45	30 x 30	34	2	40 x 50	1200	29	1.060,00
501010	TCS9/16	90 x 160 x 45	30 x 30	34	3	40 x 50	1800	39	1.156,00
501011	TCS9/18	90 x 180 x 45	30 x 30	34	3	40 x 50	1800	44	1.315,00
501012	TCS9/20	90 x 200 x 45	35 x 35	34	4	40 x 50	2400	49	1.399,00
501013	TCS9/24	90 x 240 x 45	35 x 35	34	4	40 x 50	2400	58	1.595,00
501014	TCS9/28	90 x 280 x 45	40 x 40	34	5	40 x 50	3000	68	1.886,00
501015	TCS9/30	90 x 300 x 45	40 x 40	34	6	40 x 50	3600	73	1.984,00
501016	TCS11/12	110 x 120 x 45	30 x 30	34	2	40 x 50	1200	31	1.060,00
501017	TCS11/16	110 x 160 x 45	30 x 30	34	3	40 x 50	1800	41	1.243,00
501018	TCS11/18	110 x 180 x 45	35 x 35	34	3	40 x 50	1800	46	1.389,00
501019	TCS11/20	110 x 200 x 45	35 x 35	34	4	40 x 50	2400	51	1.473,00
501020	TCS11/24	110 x 240 x 45	35 x 35	34	4	40 x 50	2400	62	1.693,00
501021	TCS11/28	110 x 280 x 45	40 x 40	34	5	40 x 50	3000	71	1.998,00
501022	TCS11/30	110 x 300 x 45	40 x 40	34	6	40 x 50	3600	77	2.082,00

#### NOTE:

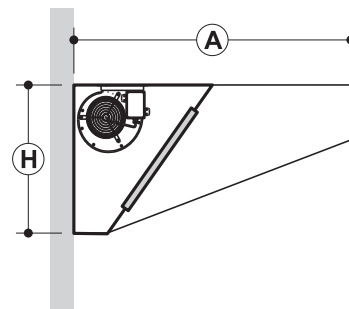
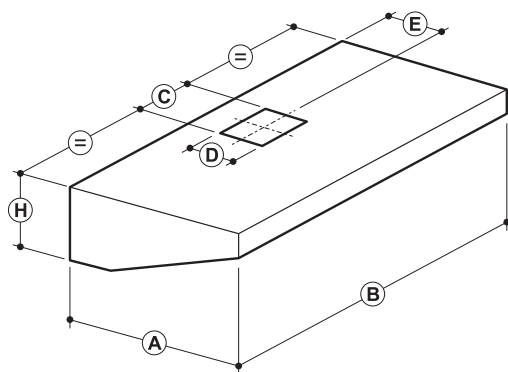
- Per lunghezze diverse considerare il prezzo della cappa immediatamente più lunga. / For other lengths consider the price of hoods with next lengths up.
- Imballo in gabbia di legno compreso nel prezzo. / Packaging by wooden cage included in the price.
- In dotazione rubinetto scarico grassi e kit per fissaggio a parete. / Equipped with tap for fat discharge and wall brackets.

#### ACCESSORI A RICHIESTA | OPTIONAL EXTRAS ON REQUEST

	CODE	Model	W	L	EURO
	591001	TPAL20	20	65 cm	195,00
	591002	TPAL40	40	125 cm	208,00

## AISI304

### CAPPA A PARETE CON ASPIRATORE INCORPORATO E FILTRI A LABIRINTO IN ACCIAIO INOX - CORPO ASSIEMATO PER SALDATURA A PUNTI WALL-MOUNTED HOOD WITH EXTRACTION FAN UNIT AND STAINLESS STEEL LABYRINTH FILTERS - BUILD WITH WELDING POINTS

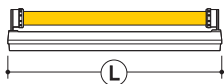



CODE	Model	Dimensioni / Dimensions cm.			Filtri / Filters		Portata nom. Nom. capacity m³/h	HST Pa	Aspiratore / Electric motor			EURO
		A × B × H	C × D	E	N	dim.			W	A	Mod.	
502001	TCSM7/10	70 × 100 × 45	23 × 21	24	2	40×40	1000	240	184	1,8	7/7	1.315,00
502002	TCSM7/12	70 × 120 × 45	23 × 21	24	2	40×40	1000	240	184	1,8	7/7	1.399,00
502003	TCSM7/16	70 × 160 × 45	23 × 21	24	3	40×40	1400	200	184	1,8	7/7	1.657,00
502004	TCSM7/18	70 × 180 × 45	23 × 21	24	3	40×40	1500	170	184	1,8	7/7	1.814,00
502005	TCSM7/20	70 × 200 × 45	23 × 21	24	4	40×40	1600	160	184	1,8	7/7	1.900,00
502006	TCSM7/24	70 × 240 × 45	30 × 26	24	4	40×40	1800	100	184	1,8	7/7	2.070,00
502007	TCSM7/28	70 × 280 × 45	30 × 26	22	5	40×40	2600	180	420	3,8	9/9T	2.460,00
502008	TCSM7/30	70 × 300 × 45	30 × 26	22	6	40×40	2800	150	420	3,8	9/9T	2.581,00
502009	TCSM9/12	90 × 120 × 45	23 × 21	24	2	40×50	1400	180	184	1,8	7/7	1.595,00
502010	TCSM9/16	90 × 160 × 45	23 × 21	24	3	40×50	1600	160	184	1,8	7/7	1.693,00
502011	TCSM9/18	90 × 180 × 45	23 × 21	24	3	40×50	1800	100	184	1,8	7/7	1.874,00
502012	TCSM9/20	90 × 200 × 45	30 × 26	24	4	40×50	2200	230	420	3,8	9/9T	2.020,00
502013	TCSM9/24	90 × 240 × 45	30 × 26	24	4	40×50	2400	210	420	3,8	9/9T	2.216,00
502014	TCSM9/28	90 × 280 × 45	30 × 26	24	5	40×50	2600	180	420	3,8	9/9T	2.521,00
502015	TCSM9/30	90 × 300 × 45	30 × 26	24	6	40×50	2800	150	420	3,8	9/9T	2.618,00
502016	TCSM11/12	110 × 120 × 45	23 × 21	24	2	40×50	1600	160	184	1,8	7/7	1.631,00
502017	TCSM11/16	110 × 160 × 45	23 × 21	24	3	40×50	1800	100	184	1,8	7/7	1.791,00
502018	TCSM11/18	110 × 180 × 45	23 × 21	24	3	40×50	2000	100	184	1,8	7/7T	1.937,00
502019	TCSM11/20	110 × 200 × 45	30 × 26	24	4	40×50	2200	230	420	3,8	9/9T	2.131,00
502020	TCSM11/24	110 × 240 × 45	30 × 26	24	4	40×50	2400	210	420	3,8	9/9T	2.351,00
502021	TCSM11/28	110 × 280 × 45	30 × 26	24	5	40×50	2600	180	420	3,8	9/9T	2.654,00
502022	TCSM11/30	110 × 300 × 45	30 × 26	24	6	40×50	2800	150	420	3,8	9/9T	2.738,00

#### NOTE:

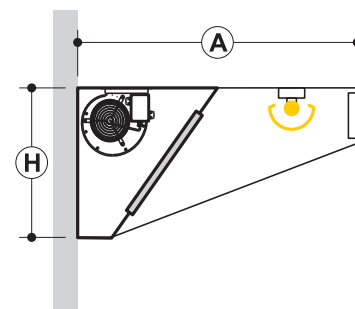
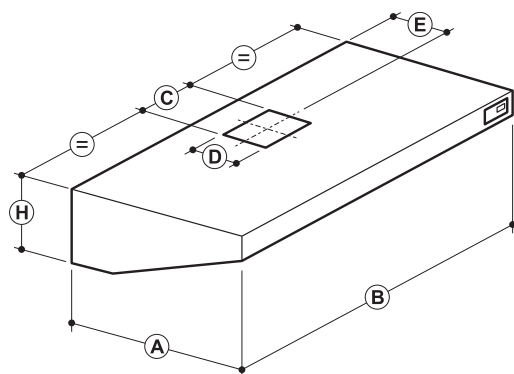
- Per lunghezze diverse considerare il prezzo della cappa immediatamente più lunga. / For other lengths consider the price of hoods with next lengths up.
- Imballo in gabbia di legno compreso nel prezzo. / Packaging by wooden cage included in the price.
- In dotazione rubinetto scarico grassi e kit per fissaggio a parete. / Equipped with tap for fat discharge and wall brackets.

#### ACCESSORI A RICHIESTA | OPTIONAL EXTRAS ON REQUEST

	CODE	Model	W	L	EURO
	591001	TPAL20	20	65 cm	195,00
	591002	TPAL40	40	125 cm	208,00
	592001	TRE600	-	-	238,00

## AISI304

**CAPPA A PARETE CON ASPIRATORE INCORPORATO, REGOLATORE DI VELOCITA' ELETTRONICO, LAMPADA E FILTRI A LABIRINTO IN ACCIAIO INOX**  
**CORPO ASSIEMATO PER SALDATURA A PUNTI.**  
**WALL-MOUNTED HOOD WITH EXTRACTION FAN UNIT, ELECTRONIC SPEED REGULATOR, LIGHT AND STAINLESS STEEL LABYRINTH FILTERS**  
**BUILD WITH WELDING POINTS**



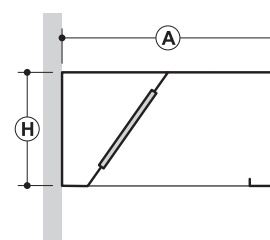
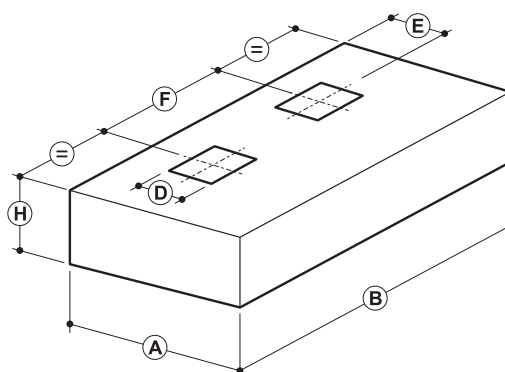
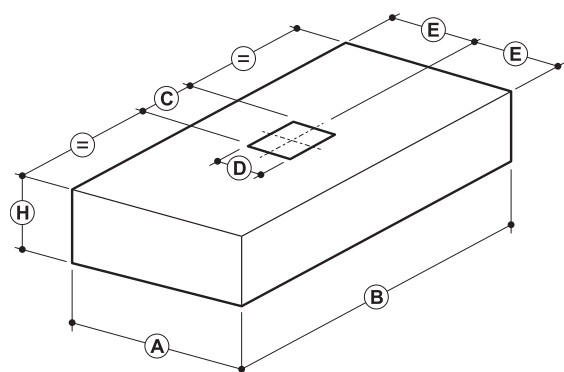
CODE	Model	Dimensioni / Dimensions cm.			Filtri / Filters		Portata nom. Nom. capacity m³/h	HST Pa	Aspiratore / Electric motor			EURO
		A x B x H	C x D	E	N	dim.			W	A	Type	
503001	TCSJ7/10	70 x 100 x 45	23 x 21	24	2	40x40	1000	240	184	1,8	7/7	1.731,00
503002	TCSJ7/12	70 x 120 x 45	23 x 21	24	2	40x40	1000	240	184	1,8	7/7	1.777,00
503003	TCSJ7/16	70 x 160 x 45	23 x 21	24	3	40x40	1300	200	184	1,8	7/7	2.020,00
503004	TCSJ7/20	70 x 200 x 45	23 x 21	24	4	40x40	1700	110	184	1,8	7/7	2.287,00
503005	TCSJ7/24	70 x 240 x 45	23 x 21	22	4	40x40	2000	110	184	1,8	7/7	2.533,00
503006	TCSJ7/28	70 x 280 x 45	30 x 26	22	5	40x40	2400	210	420	3,8	9/9T	2.871,00
503007	TCSJ7/30	70 x 300 x 45	30 x 26	22	6	40x40	2600	180	420	3,8	9/9T	2.995,00
503008	TCSJ9/12	90 x 120 x 45	23 x 21	24	2	40x50	1000	240	184	1,8	7/7	1.984,00
503009	TCSJ9/16	90 x 160 x 45	23 x 21	24	3	40x50	1300	200	184	1,8	7/7	2.094,00
503010	TCSJ9/20	90 x 200 x 45	30 x 26	24	4	40x50	2200	220	420	3,8	9/9T	2.423,00
503011	TCSJ9/24	90 x 240 x 45	30 x 26	24	4	40x50	2400	200	420	3,8	9/9T	2.666,00
503012	TCSJ9/28	90 x 280 x 45	30 x 26	24	5	40x50	2600	180	420	3,8	9/9T	2.922,00
503013	TCSJ9/30	90 x 300 x 45	30 x 26	24	6	40x50	2800	150	420	3,8	9/9T	3.054,00
503014	TCSJ11/12	110 x 120 x 45	23 x 21	24	2	40x50	1000	240	184	1,8	7/7	2.034,00
503015	TCSJ11/16	110 x 160 x 45	23 x 21	24	3	40x50	1300	200	184	1,8	7/7	2.192,00
503016	TCSJ11/20	110 x 200 x 45	30 x 26	24	4	40x50	2200	220	420	3,8	9/9T	2.521,00
503017	TCSJ11/24	110 x 240 x 45	30 x 26	24	4	40x50	2400	200	420	3,8	9/9T	2.801,00
503018	TCSJ11/28	110 x 280 x 45	30 x 26	24	5	40x50	2600	180	420	3,8	9/9T	3.154,00
503019	TCSJ11/30	110 x 300 x 45	30 x 26	24	6	40x50	2800	150	420	3,8	9/9T	3.225,00

### NOTE:

- Per lunghezze diverse considerare il prezzo della cappa immediatamente più lunga. / For other lengths consider the price of hoods with next lengths up.
- Imballo in gabbia di legno compreso nel prezzo. / Packaging by wooden cage included in the price.
- In dotazione rubinetto scarico grassi e kit per fissaggio a parete. / Equipped with tap for fat discharge and wall brackets.

## AISI304

## CAPPA A PARETE CUBICA CON FILTRI A LABIRINTO IN ACCIAIO INOX - CORPO ASSIEMATO PER SALDATURA A PUNTI CUBIC WALL-MOUNTED HOOD WITH STAINLESS STEEL LABYRINTH FILTERS - BUILD WITH WELDING POINTS



CODE	Model	Dimensioni / Dimensions cm.					Filtri / Filters		Portata nom. / Nom. capacity m³/h	Peso / Weight kg	EURO
		A × B × H	C × D	E	F		N	dim.			
508001	TKP9/12	90 × 120 × 45	30 × 30	34	-		2	40×50	1200	26	1.107,00
508002	TKP9/16	90 × 160 × 45	30 × 30	34	-		3	40×50	1800	34	1.243,00
508003	TKP9/18	90 × 180 × 45	30 × 30	34	-		3	40×50	1800	38	1.425,00
508004	TKP9/20	90 × 200 × 45	35 × 35	34	-		4	40×50	2400	41	1.499,00
508005	TKP9/24	90 × 240 × 45	35 × 35	34	-		4	40×50	2400	49	1.693,00
508006	TKP9/28	90 × 280 × 45	40 × 40	34	-		5	40×50	3000	57	2.020,00
508007	TKP9/30	90 × 300 × 45	40 × 40	34	-		6	40×50	3600	60	2.070,00
508008	TKP9/36	90 × 360 × 45	30 × 30	34	180		6	40×50	3600	72	2.339,00
508009	TKP9/40	90 × 400 × 45	30 × 30	34	200		6	40×50	3600	79	2.495,00
508010	TKP11/12	110 × 120 × 45	30 × 30	34	-		2	40×50	1200	30	1.132,00
508011	TKP11/16	110 × 160 × 45	30 × 30	34	-		3	40×50	1800	39	1.338,00
508012	TKP11/18	110 × 180 × 45	30 × 30	34	-		3	40×50	1800	43	1.547,00
508013	TKP11/20	110 × 200 × 45	35 × 35	34	-		4	40×50	2400	48	1.607,00
508014	TKP11/24	110 × 240 × 45	35 × 35	34	-		4	40×50	2400	56	1.851,00
508015	TKP11/28	110 × 280 × 45	40 × 40	34	-		5	40×50	3000	65	2.167,00
508016	TKP11/30	110 × 300 × 45	40 × 40	34	-		6	40×50	3600	69	2.228,00
508017	TKP11/36	110 × 360 × 45	30 × 30	34	180		6	40×50	3600	83	2.521,00
508018	TKP11/40	110 × 400 × 45	30 × 30	34	200		6	40×50	3600	91	2.680,00
508019	TKP14/12	140 × 120 × 45	30 × 30	34	-		2	40×50	1200	36	1.265,00
508020	TKP14/16	140 × 160 × 45	30 × 30	34	-		3	40×50	1800	47	1.425,00
508021	TKP14/18	140 × 180 × 45	30 × 30	34	-		3	40×50	1800	52	1.716,00
508022	TKP14/20	140 × 200 × 45	35 × 35	34	-		4	40×50	2400	57	1.802,00
508023	TKP14/24	140 × 240 × 45	35 × 35	34	-		4	40×50	2400	67	1.948,00
508024	TKP14/28	140 × 280 × 45	40 × 40	34	-		5	40×50	3000	78	2.287,00
508025	TKP14/30	140 × 300 × 45	40 × 40	34	-		6	40×50	3600	83	2.351,00
508026	TKP14/36	140 × 360 × 45	30 × 30	34	180		6	40×50	3600	99	2.775,00
508027	TKP14/40	140 × 400 × 45	30 × 30	34	200		6	40×50	3600	109	2.958,00

### NOTE:

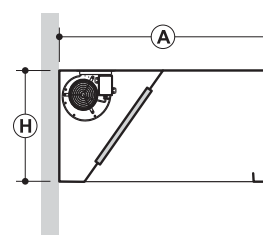
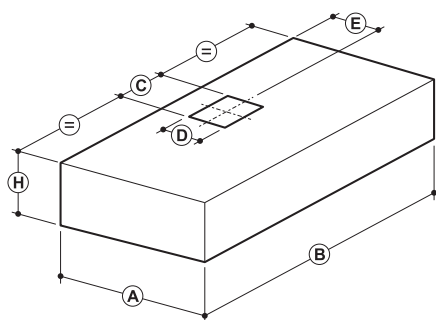
- Per lunghezze diverse considerare il prezzo della cappa immediatamente più lunga. / For other lengths consider the price of hoods with next lengths up.
- Imballo in gabbia di legno compreso nel prezzo. / Packaging by wooden cage included in the price.
- In dotazione rubinetto scarico grassi e kit per fissaggio a parete. / Equipped with tap for fat discharge and wall brackets.

### ACCESSORI A RICHIESTA | OPTIONAL EXTRAS ON REQUEST

	CODE	Model	W	L	EURO
	591001	TPAL20	20	65 cm	195,00
	591002	TPAL40	40	125 cm	208,00

Plafoniera alta luminosità impermeabile.  
High lightness lamp water resistant.

**AISI304** CAPPA A PARETE CUBICA CON ASPIRATORE INCORPORATO E FILTRI A LABIRINTO IN ACCIAIO INOX - CORPO ASSIEMATO PER SALDATURA A PUNTI  
CUBIC WALL-MOUNTED HOOD WITH EXTRACTION FAN UNIT AND STAINLESS STEEL LABYRINTH FILTERS - BUILD WITH WELDING POINTS

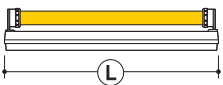



CODE	Model	Dimensioni / Dimensions cm				Filtri / Filters		Portata nom. Nom. capacity m³/h	HST Pa	Aspiratore / Electric motor			EURO
		A × B × H	C × D	E		N	dim.			W	A	Mod.	
509001	TKPM9/12	90 × 120 × 45	23 × 21	24		2	40×50	1400	180	184	1,8	7/7	1.584,00
509002	TKPM9/16	90 × 160 × 45	23 × 21	24		3	40×50	1600	160	184	1,8	7/7	1.731,00
509003	TKPM9/18	90 × 180 × 45	23 × 21	24		3	40×50	1800	100	184	1,8	7/7	1.911,00
509004	TKPM9/20	90 × 200 × 45	30 × 26	24		4	40×50	2200	230	420	3,8	9/9T	2.058,00
509005	TKPM9/24	90 × 240 × 45	30 × 26	24		4	40×50	2400	210	420	3,8	9/9T	2.251,00
509006	TKPM9/28	90 × 280 × 45	30 × 26	24		5	40×50	2600	180	420	3,8	9/9T	2.521,00
509007	TKPM9/30	90 × 300 × 45	30 × 26	24		6	40×50	2800	150	420	3,8	9/9T	2.618,00
509008	TKPM11/12	110 × 120 × 45	23 × 21	24		2	40×50	1400	180	184	1,8	7/7	1.620,00
509009	TKPM11/16	110 × 160 × 45	23 × 21	24		3	40×50	1600	160	184	1,8	7/7	1.874,00
509010	TKPM11/18	110 × 180 × 45	23 × 21	24		3	40×50	1800	100	184	1,8	7/7	2.020,00
509011	TKPM11/20	110 × 200 × 45	30 × 26	24		4	40×50	2200	230	420	3,8	9/9T	2.167,00
509012	TKPM11/24	110 × 240 × 45	30 × 26	24		4	40×50	2400	210	420	3,8	9/9T	2.398,00
509013	TKPM11/28	110 × 280 × 45	30 × 26	24		5	40×50	2600	180	420	3,8	9/9T	2.775,00
509014	TKPM11/30	110 × 300 × 45	30 × 26	24		6	40×50	2800	150	420	3,8	9/9T	2.873,00
509015	TKPM14/12	140 × 120 × 45	23 × 21	24		2	40×50	1400	180	184	1,8	7/7	1.827,00
509016	TKPM14/16	140 × 160 × 45	23 × 21	24		3	40×50	1600	160	184	1,8	7/7	1.974,00
509017	TKPM14/18	140 × 180 × 45	23 × 21	24		3	40×50	1800	100	184	1,8	7/7	2.216,00
509018	TKPM14/20	140 × 200 × 45	30 × 26	24		4	40×50	2200	230	420	3,8	9/9T	2.387,00
509019	TKPM14/24	140 × 240 × 45	30 × 26	24		4	40×50	2400	210	420	3,8	9/9T	2.605,00
509020	TKPM14/28	140 × 280 × 45	30 × 26	24		5	40×50	2600	180	420	3,8	9/9T	2.934,00
509021	TKPM14/30	140 × 300 × 45	30 × 26	24		6	40×50	2800	150	420	3,8	9/9T	3.019,00

**NOTE:**

- Per lunghezze diverse considerare il prezzo della cappa immediatamente più lunga. / For other lengths consider the price of hoods with next lengths up.
- Imballo in gabbia di legno compreso nel prezzo. / Packaging by wooden cage included in the price.
- In dotazione rubinetto scarico grassi e kit per fissaggio a parete. / Equipped with tap for fat discharge and wall brackets.

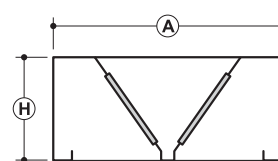
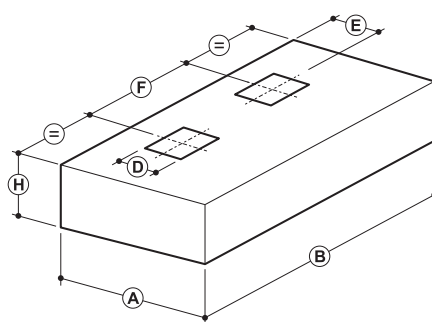
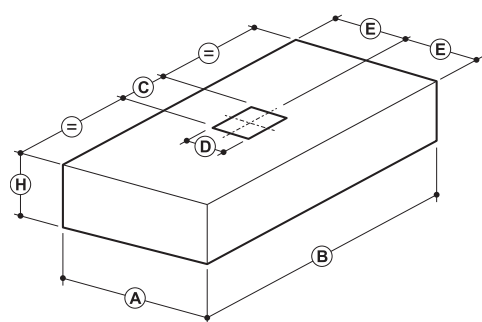
**ACCESSORI A RICHIESTA | OPTIONAL EXTRAS ON REQUEST**

	CODE	Model	W	L	EURO
	591001	TPAL20	20	65 cm	195,00
	591002	TPAL40	40	125 cm	208,00
	592001	TRE600	-	-	238,00



# AISI304

## CAPPA CENTRALE CUBICA CON FILTRI A LABIRINTO IN ACCIAIO INOX - CORPO ASSEMBLATO PER SALDATURA A PUNTI CUBIC CENTRAL HOOD WITH STAINLESS STEEL LABYRINTH FILTERS - BUILD WITH WELDING POINTS



CODE	Model	Dimensioni / Dimensions cm				Filtri / Filters		Portata nom. / Nom. capacity m³/h	Peso /Weight kg	EURO
		A x B x H	C x D	E	F	N	dim.			
510001	TKC12/12	120 x 120 x 45	30 x 30	60	-	4	40x40	1800	34	1.449,00
510002	TKC12/16	120 x 160 x 45	30 x 30	60	-	6	40x40	2700	43	1.693,00
510003	TKC12/20	120 x 200 x 45	30 x 30	60	-	6	40x40	2700	53	1.911,00
510004	TKC12/24	120 x 240 x 45	35 x 35	60	-	8	40x40	3600	63	2.277,00
510005	TKC12/28	120 x 280 x 45	40 x 40	60	-	10	40x40	4500	72	2.680,00
510006	TKC12/30	120 x 300 x 45	40 x 40	60	-	10	40x40	4500	77	2.827,00
510007	TKC15/16	150 x 160 x 45	30 x 30	75	-	6	40x40	2700	51	1.753,00
510008	TKC15/20	150 x 200 x 45	35 x 35	75	-	6	40x40	2700	63	1.984,00
510009	TKC15/24	150 x 240 x 45	35 x 35	75	-	8	40x40	3600	74	2.387,00
510010	TKC15/28	150 x 280 x 45	40 x 40	75	-	10	40x40	4500	86	2.801,00
510011	TKC15/30	150 x 300 x 45	40 x 40	75	-	10	40x40	4500	92	2.897,00
510012	TKC15/32	150 x 320 x 45	30 x 30	75	160	12	40x40	5400	97	3.055,00
510013	TKC15/36	150 x 360 x 45	35 x 35	75	180	12	40x40	5400	109	3.275,00
510014	TKC15/40	150 x 400 x 45	35 x 35	75	200	12	40x40	5400	120	3.507,00
510015	TKC18/16	180 x 160 x 45	35 x 35	90	-	6	40x40	2700	59	1.937,00
510016	TKC18/20	180 x 200 x 45	35 x 35	90	-	6	40x40	2700	73	2.228,00
510017	TKC18/24	180 x 240 x 45	40 x 40	90	-	8	40x40	3600	86	2.618,00
510018	TKC18/28	180 x 280 x 45	40 x 40	90	-	10	40x40	4500	99	3.093,00
510019	TKC18/30	180 x 300 x 45	40 x 40	90	-	10	40x40	4500	106	3.166,00
510020	TKC18/32	180 x 320 x 45	30 x 30	90	160	12	40x40	5400	112	3.507,00
510021	TKC18/36	180 x 360 x 45	35 x 35	90	180	12	40x40	5400	126	3.641,00
510022	TKC18/40	180 x 400 x 45	40 x 40	90	200	12	40x40	5400	139	3.896,00
510023	TKC22/16	220 x 160 x 45	35 x 35	110	-	6	40x40	2700	70	2.228,00
510024	TKC22/20	220 x 200 x 45	40 x 40	110	-	6	40x40	2700	86	2.557,00
510025	TKC22/24	220 x 240 x 45	40 x 40	110	-	8	40x40	3600	101	2.971,00
510026	TKC22/28	220 x 280 x 45	40 x 40	110	-	10	40x40	4500	117	3.470,00
510027	TKC22/30	220 x 300 x 45	40 x 40	110	-	10	40x40	4500	125	3.543,00
510028	TKC22/32	220 x 320 x 45	35 x 35	110	160	12	40x40	5400	133	3.860,00
510029	TKC22/36	220 x 360 x 45	40 x 40	110	180	12	40x40	5400	148	4.115,00
510030	TKC22/40	220 x 400 x 45	40 x 40	110	200	12	40x40	5400	164	4.357,00

### NOTE:

- Per lunghezze diverse considerare il prezzo della cappa immediatamente più lunga. / For other lengths consider the price of hoods with next lengths up.
- Imballo in gabbia di legno compreso nel prezzo. / Packaging by wooden cage included in the price.
- In dotazione rubinetto scarico grassi e kit per fissaggio a parete. / Equipped with tap for fat discharge and wall brackets.

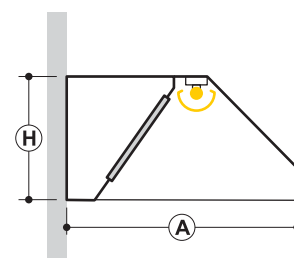
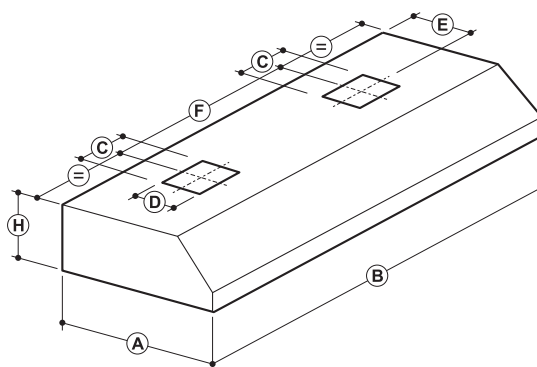
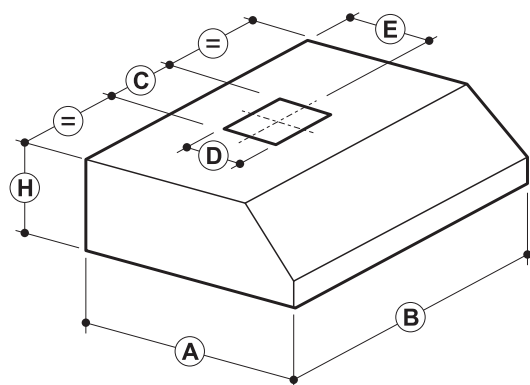
### ACCESSORI A RICHIESTA | OPTIONAL EXTRAS ON REQUEST

	CODE	Model	W	L	EURO
	591001	TPAL20	20	65 cm	195,00
	591002	TPAL40	40	125 cm	208,00

Plafoniera alta luminosità impermeabile.  
High lightness lamp water resistant.

## AISI304

**CAPPA A PARETE CON FILTRI A LABIRINTO IN ACCIAIO INOX, COMPLETAMENTE SALDATA E CON ILLUMINAZIONE AD INCASSO / WALL-MOUNTED HOOD, FULL WELDED BODY WITH STAINLESS STEEL LABYRINTH FILTERS AND BUILT-IN LIGHTING.**



CODE	Model	Dimensioni / Dimensions cm				Filtri / Filters		Portata nom. / Nom. capacity m³/h	Peso / Weight kg	EURO
		A × B × H	C × D	E	F	N	dim.			
514001	TSP9/12	90 × 120 × 45	30 × 30	34	-	2	40×50	1200	31	1.814,00
514002	TSP9/16	90 × 160 × 45	30 × 30	34	-	3	40×50	1800	40	2.034,00
514003	TSP9/18	90 × 180 × 45	30 × 30	34	-	3	40×50	1800	45	2.287,00
514004	TSP9/20	90 × 200 × 45	35 × 35	34	-	4	40×50	2400	49	2.375,00
514005	TSP9/24	90 × 240 × 45	35 × 35	34	-	4	40×50	2400	58	2.666,00
514006	TSP9/28	90 × 280 × 45	40 × 40	34	-	5	40×50	3000	67	3.104,00
514007	TSP9/30	90 × 300 × 45	40 × 40	34	-	6	40×50	3600	72	3.130,00
514008	TSP9/36	90 × 360 × 45	30 × 30	34	180	6	40×50	3600	86	3.725,00
514009	TSP9/40	90 × 400 × 45	30 × 30	34	200	6	40×50	3600	96	3.981,00
514010	TSP11/12	110 × 120 × 45	30 × 30	34	-	2	40×50	1200	36	1.900,00
514011	TSP11/16	110 × 160 × 45	30 × 30	34	-	3	40×50	1800	46	2.241,00
514012	TSP11/18	110 × 180 × 45	30 × 30	34	-	3	40×50	1800	52	2.460,00
514013	TSP11/20	110 × 200 × 45	35 × 35	34	-	4	40×50	2400	57	2.581,00
514014	TSP11/24	110 × 240 × 45	35 × 35	34	-	4	40×50	2400	67	2.873,00
514015	TSP11/28	110 × 280 × 45	40 × 40	34	-	5	40×50	3000	78	3.397,00
514016	TSP11/30	110 × 300 × 45	40 × 40	34	-	6	40×50	3600	83	3.530,00
514017	TSP11/36	110 × 360 × 45	30 × 30	34	180	6	40×50	3600	98	3.969,00
514018	TSP11/40	110 × 400 × 45	30 × 30	34	200	6	40×50	3600	109	4.213,00
514019	TSP14/12	140 × 120 × 45	30 × 30	34	-	2	40×50	1200	43	2.167,00
514020	TSP14/16	140 × 160 × 45	30 × 30	34	-	3	40×50	1800	56	2.448,00
514021	TSP14/18	140 × 180 × 45	30 × 30	34	-	3	40×50	1800	62	2.702,00
514022	TSP14/20	140 × 200 × 45	35 × 35	34	-	4	40×50	2400	68	2.827,00
514023	TSP14/24	140 × 240 × 45	35 × 35	34	-	4	40×50	2400	80	3.275,00
514024	TSP14/28	140 × 280 × 45	40 × 40	34	-	5	40×50	3000	93	3.761,00
514025	TSP14/30	140 × 300 × 45	40 × 40	34	-	6	40×50	3600	99	3.849,00
514026	TSP14/36	140 × 360 × 45	30 × 30	34	180	6	40×50	3600	118	4.431,00
514027	TSP14/40	140 × 400 × 45	30 × 30	34	200	6	40×50	3600	130	4.672,00

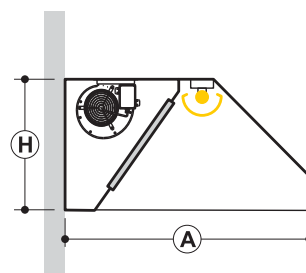
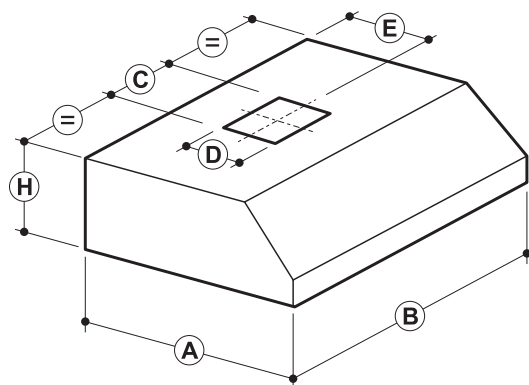
### NOTE:

- Per lunghezze diverse considerare il prezzo della cappa immediatamente più lunga. / For other lengths consider the price of hoods with next lengths up.
- Imballo in gabbia di legno compreso nel prezzo. / Packaging by wooden cage included in the price.
- In dotazione rubinetto scarico grassi e kit per fissaggio a parete. / Equipped with tap for fat discharge and wall brackets.

## AISI304

**CAPPA A PARETE CON ASPIRATORE INCORPORATO, FILTRI A LABIRINTO IN ACCIAIO INOX, COMPLETAMENTE SALDATA E CON ILLUMINAZIONE AD INCASSO**

**WALL-MOUNTED HOOD, FULL WELDED BODY WITH EXTRACTION FAN UNIT, STAINLESS STEEL LABYRINTH FILTERS AND BUILT-IN LIGHTING.**

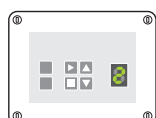


CODE	Model	Dimensioni / Dimensions cm			Filtri /Filters		Portata nom. Nom. capacity	HST	Aspiratore / Electric motor			EURO
		A x B x H	C x D	E	N	dim.	m³/h	Pa	W	A	Mod.	
515001	TSPM9/12	90 x 120 x 45	23 x 21	24	2	40x50	1400	180	184	1,8	7/7	2.287,00
515002	TSPM9/16	90 x 160 x 45	23 x 21	24	3	40x50	1600	160	184	1,8	7/7	2.521,00
515003	TSPM9/18	90 x 180 x 45	23 x 21	24	3	40x50	1800	100	184	1,8	7/7	2.775,00
515004	TSPM9/20	90 x 200 x 45	30 x 26	24	4	40x50	2200	230	420	3,8	9/9T	2.947,00
515005	TSPM9/24	90 x 240 x 45	30 x 26	24	4	40x50	2400	210	420	3,8	9/9T	3.225,00
515006	TSPM9/28	90 x 280 x 45	30 x 26	24	5	40x50	2600	180	420	3,8	9/9T	3.604,00
515007	TSPM9/30	90 x 300 x 45	30 x 26	24	6	40x50	2800	150	420	3,8	9/9T	3.725,00
515008	TSPM11/12	110 x 120 x 45	23 x 21	24	2	40x50	1400	180	184	1,8	7/7	2.340,00
515009	TSPM11/16	110 x 160 x 45	23 x 21	24	3	40x50	1600	160	184	1,8	7/7	2.702,00
515010	TSPM11/18	110 x 180 x 45	23 x 21	24	3	40x50	1800	100	184	1,8	7/7	2.958,00
515011	TSPM11/20	110 x 200 x 45	30 x 26	24	4	40x50	2200	230	420	3,8	9/9T	3.166,00
515012	TSPM11/24	110 x 240 x 45	30 x 26	24	4	40x50	2400	210	420	3,8	9/9T	3.447,00
515013	TSPM11/28	110 x 280 x 45	30 x 26	24	5	40x50	2600	180	420	3,8	9/9T	3.981,00
515014	TSPM11/30	110 x 300 x 45	30 x 26	24	6	40x50	2800	150	420	3,8	9/9T	4.115,00
515015	TSPM14/12	140 x 120 x 45	23 x 21	24	2	40x50	1400	180	184	1,8	7/7	2.629,00
515016	TSPM14/16	140 x 160 x 45	23 x 21	24	3	40x50	1600	160	184	1,8	7/7	2.934,00
515017	TSPM14/18	140 x 180 x 45	23 x 21	24	3	40x50	1800	100	184	1,8	7/7	3.214,00
515018	TSPM14/20	140 x 200 x 45	30 x 26	24	4	40x50	2200	230	420	3,8	9/9T	3.421,00
515019	TSPM14/24	140 x 240 x 45	30 x 26	24	4	40x50	2400	210	420	3,8	9/9T	3.823,00
515020	TSPM14/28	140 x 280 x 45	30 x 26	24	5	40x50	2600	180	420	3,8	9/9T	4.357,00
515021	TSPM14/30	140 x 300 x 45	30 x 26	24	6	40x50	2800	150	420	3,8	9/9T	4.443,00

### NOTE:

- Per lunghezze diverse considerare il prezzo della cappa immediatamente più lunga. / For other lengths consider the price of hoods with next lengths up.
- Imballo in gabbia di legno compreso nel prezzo. / Packaging by wooden cage included in the price.
- In dotazione rubinetto scarico grassi e kit per fissaggio a parete. / Equipped with tap for fat discharge and wall brackets.

### ACCESSORI A RICHIESTA | OPTIONAL EXTRAS ON REQUEST



Regolatore elettronico digitale di velocità, con interruttori motore, luce e con comando per eventuale valvola gas centrale. - Electronic and digital speed regulator featuring switches for motor, light and device for eventual central gas valve.

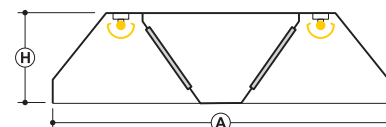
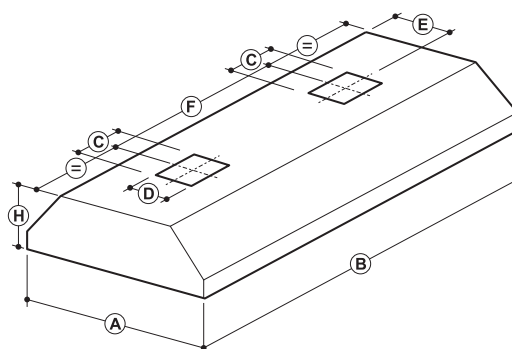
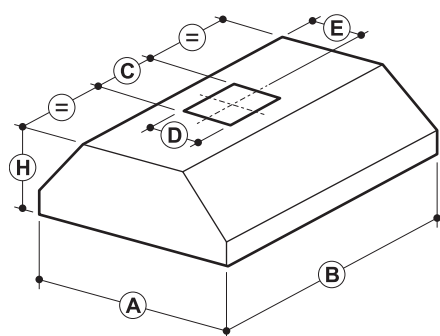
592001

TRE600

238,00

## AISI304

**CAPPA CENTRALE CON FILTRI A LABIRINTO IN ACCIAIO INOX, COMPLETAMENTE SALDATA E CON ILLUMINAZIONE AD INCASSO**  
**CENTRAL HOOD, FULL WELDED BODY WITH STAINLESS STEEL LABYRINTH FILTERS AND BUILT-IN LIGHTING**

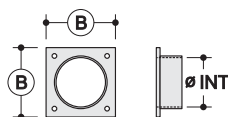
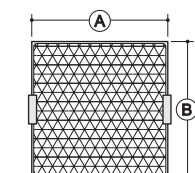
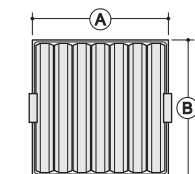


CODE	Model	Dimensioni / Dimensions cm				Filtri / Filters		Portata nom. / Nom. capacity m³/h	Peso / Weight kg	EURO
		A × B × H	C × D	E	F	N	dim.			
516001	TSC12/12	120 × 120 × 45	30 × 30	60	-	4	40×40	1800	43	2.614,00
516002	TSC12/16	120 × 160 × 45	30 × 30	60	-	6	40×40	2700	53	2.915,00
516003	TSC12/20	120 × 200 × 45	30 × 30	60	-	6	40×40	2700	60	3.250,00
516004	TSC12/24	120 × 240 × 45	35 × 35	60	-	8	40×40	3600	69	3.738,00
516005	TSC12/28	120 × 280 × 45	40 × 40	60	-	10	40×40	4500	78	4.329,00
516006	TSC12/30	120 × 300 × 45	40 × 40	60	-	10	40×40	4500	84	4.488,00
516007	TSC15/16	150 × 160 × 45	30 × 30	75	-	6	40×40	2700	56	3.226,00
516008	TSC15/20	150 × 200 × 45	35 × 35	75	-	6	40×40	2700	64	3.610,00
516009	TSC15/24	150 × 240 × 45	35 × 35	75	-	8	40×40	3600	73	4.178,00
516010	TSC15/28	150 × 280 × 45	40 × 40	75	-	10	40×40	4500	83	4.686,00
516011	TSC15/30	150 × 300 × 45	40 × 40	75	-	10	40×40	4500	85	4.819,00
516012	TSC15/32	150 × 320 × 45	30 × 30	75	160	12	40×40	5400	91	5.360,00
516013	TSC15/36	150 × 360 × 45	35 × 35	75	180	12	40×40	5400	96	5.684,00
516014	TSC15/40	150 × 400 × 45	35 × 35	75	200	12	40×40	5400	102	6.010,00
516015	TSC18/16	180 × 160 × 45	35 × 35	90	-	6	40×40	2700	63	3.559,00
516016	TSC18/20	180 × 200 × 45	35 × 35	90	-	6	40×40	2700	70	4.008,00
516017	TSC18/24	180 × 240 × 45	40 × 40	90	-	8	40×40	3600	80	4.462,00
516018	TSC18/28	180 × 280 × 45	40 × 40	90	-	10	40×40	4500	90	5.002,00
516019	TSC18/30	180 × 300 × 45	40 × 40	90	-	10	40×40	4500	95	5.161,00
516020	TSC18/32	180 × 320 × 45	30 × 30	90	160	12	40×40	5400	100	5.714,00
516021	TSC18/36	180 × 360 × 45	35 × 35	90	180	12	40×40	5400	110	6.030,00
516022	TSC18/40	180 × 400 × 45	40 × 40	90	200	12	40×40	5400	118	6.419,00
516023	TSC22/16	220 × 160 × 45	35 × 35	110	-	6	40×40	2700	70	3.840,00
516024	TSC22/20	220 × 200 × 45	40 × 40	110	-	6	40×40	2700	80	4.253,00
516025	TSC22/24	220 × 240 × 45	40 × 40	110	-	8	40×40	3600	90	4.751,00
516026	TSC22/28	220 × 280 × 45	40 × 40	110	-	10	40×40	4500	101	5.358,00
516027	TSC22/30	220 × 300 × 45	40 × 40	110	-	10	40×40	4500	105	5.582,00
516028	TSC22/32	220 × 320 × 45	35 × 35	110	160	12	40×40	5400	110	6.005,00
516029	TSC22/36	220 × 360 × 45	40 × 40	110	180	12	40×40	5400	120	6.496,00
516030	TSC22/40	220 × 400 × 45	40 × 40	110	200	12	40×40	5400	130	7.213,00

### NOTE:

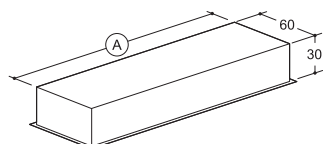
- Per lunghezze diverse considerare il prezzo della cappa immediatamente più lunga. / For other lengths consider the price of hoods with next lengths up.
- Imballo in gabbia di legno compreso nel prezzo. / Packaging by wooden cage included in the price.
- In dotazione rubinetto scarico grassi e kit per fissaggio a parete. / Equipped with tap for fat discharge and wall brackets.

ACCESSORI A RICHIESTA | OPTIONAL EXTRAS ON REQUEST



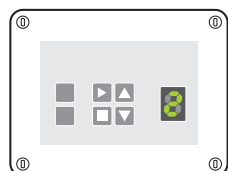
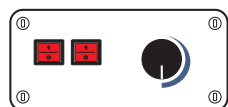
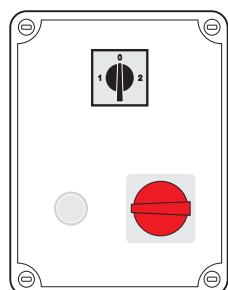
Plafoniera alta luminosità impermeabile. High lightness lamp water resistant.	<b>591001</b>	TPAL20	⚡ 20	L = 65 cm	<b>195,00</b>
	<b>591002</b>	TPAL40	⚡ 40	L = 125 cm	<b>208,00</b>
Filtro inox AISI304 a labirinto. Inox AISI304 labyrinth filter.	<b>599001</b>	TFL4	-	40 × 40 cm ( A × B )	<b>137,00</b>
	<b>599002</b>	TFL5	-	40 × 50 cm ( A × B )	<b>150,00</b>
Filtro inox a rete. Inox net filter.	<b>599003</b>	TFR4	-	40 × 40 cm ( A × B )	<b>90,00</b>
	<b>599004</b>	TFR5	-	40 × 50 cm ( A × B )	<b>122,00</b>
Piastra ancoraggio in lamiera zincata. Round collar in galvanized steel.	<b>599008</b>	TZPST20	-	Ø 20 cm ( INT ) - 30 cm ( B )	<b>55,00</b>
	<b>599009</b>	TZPST25	-	Ø 25 cm ( INT ) - 40 cm ( B )	<b>64,00</b>
	<b>599010</b>	TZPST30	-	Ø 30 cm ( INT ) - 40 cm ( B )	<b>72,00</b>
	<b>599011</b>	TZPST35	-	Ø 35 cm ( INT ) - 50 cm ( B )	<b>78,00</b>
	<b>599012</b>	TZPST40	-	Ø 40 cm ( INT ) - 50 cm ( B )	<b>84,00</b>

ACCESSORI A RICHIESTA | OPTIONAL EXTRAS ON REQUEST



ACCESSORI A RICHIESTA   OPTIONAL EXTRAS ON REQUEST	CODE	Model	Dimensione - Dimension A	Lunghezza della cappa Hood lenght	EURO
Plenum in lamiera zincata. Galvanized steel collecting box.	<b>590001</b>	TC160Z	210 cm	320 cm	<b>555,00</b>
	<b>590002</b>	TC180Z	250 cm	360 cm	<b>638,00</b>
	<b>590003</b>	TC200Z	290 cm	400 cm	<b>734,00</b>
Plenum in acciaio inox. Stainless steel collecting box.	<b>590004</b>	TC160I	210 cm	320 cm	<b>958,00</b>
	<b>590005</b>	TC180I	250 cm	360 cm	<b>1.100,00</b>
	<b>590006</b>	TC200I	290 cm	400 cm	<b>1.250,00</b>

ACCESSORI A RICHIESTA | OPTIONAL EXTRAS ON REQUEST

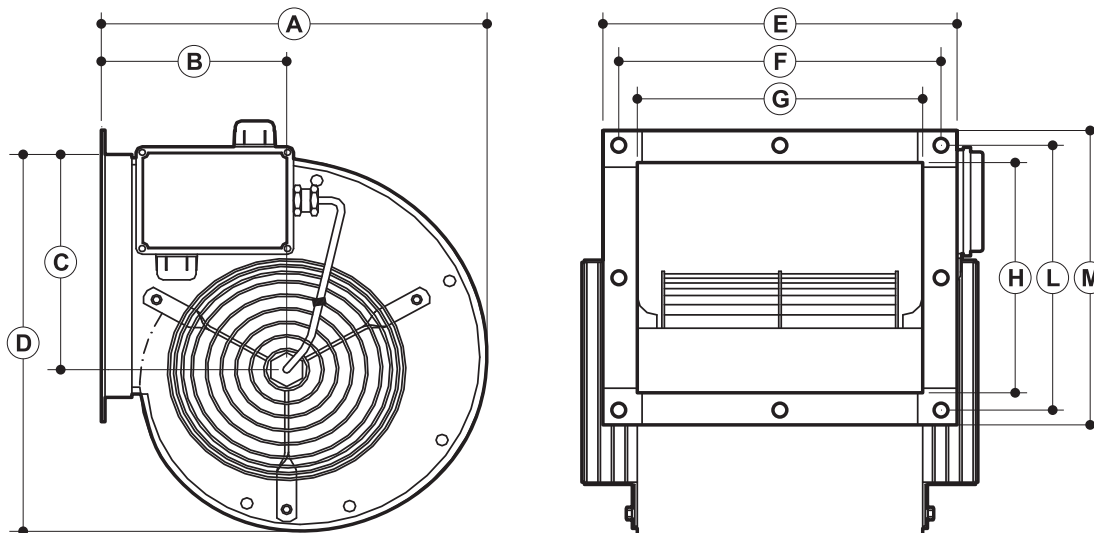


Quadro elettrico 1 velocità con sezionatore generale, interruttore luce, telesalvatore e fusibili. Electric panel for 1 speed motors with light switch, main and remote control switch and fuses.	<b>592003</b>	TRV144	IP55	4 MAX	400 ~ 3N	50	<b>616,00</b>
	<b>592004</b>	TRV155	IP55	5.5 MAX	400 ~ 3N	50	<b>640,00</b>
Quadro elettrico 2 velocità con sezionatore generale, interruttore luce, telesalvatore e fusibili. Electric panel for 2 speed motors with light switch, main and remote control switch and fuses.	<b>592005</b>	TRV244	IP55	4 MAX	400 ~ 3N	50	<b>627,00</b>
	<b>592006</b>	TRV255	IP55	5.5 MAX	400 ~ 3N	50	<b>663,00</b>
Interruttore motore e luce con regolatore di velocità. Motor, light switches and electronic speed regulator.	<b>592008</b>	TRM1200	-	1.2 MAX	220 ~ 1N	50	<b>365,00</b>
Regolatore elettronico digitale di velocità con interruttori motore e luce e con comando per eventuale valvola gas centrale. Electronic and digital speed regulator featuring switches for motor and light and device for an event. gas valve.	<b>592001</b>	TRE600	-	0.6 MAX	220 ~ 1N	50	<b>238,00</b>

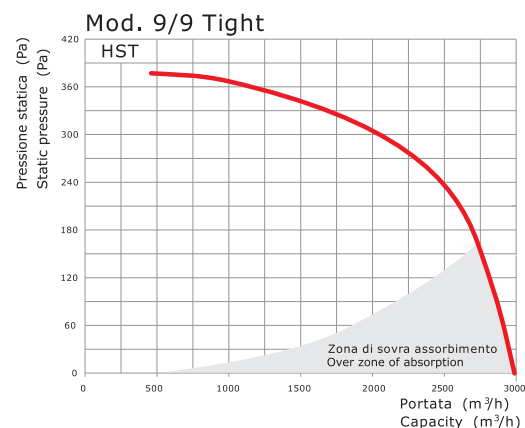
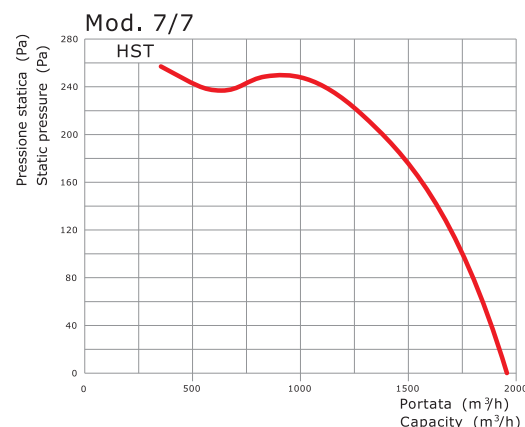
## MOTOVENTILATORE PER CAPPE - DIRECT DRIVER FAN FOR HOODS

Motoventilatore centrifugo doppia aspirazione con motore direttamente accoppiato alla girante, del tipo a rotore esterno. Completo di scatola di derivazione, protezione contro sovrassorbimento, flangia di attacco e reti di protezione.

Hoods direct driven fan, double inlet ant external rotor type. With conneting box, overabsorption protection, flanges and protection grilles.



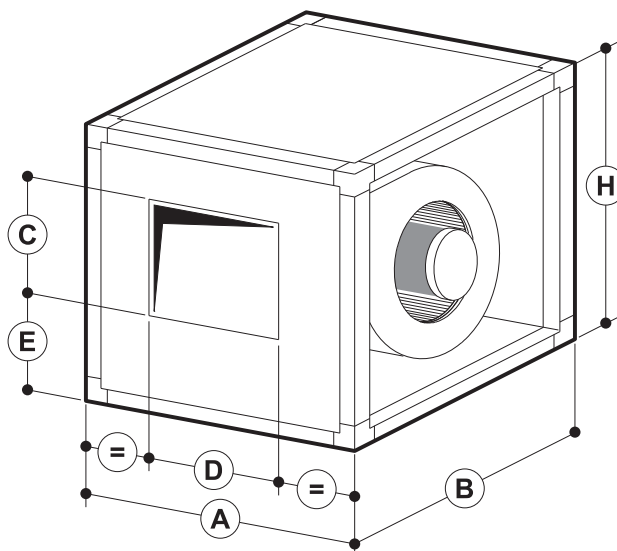
CODE		598001	598002
MODELLO		7/7	9/9T
giri/minuto / RPM	n°	1400	1400
Potenza / Power	kW	0,184	0,42
Assorbimento / Absorption	A	1,8	3,8
Tensione / Tension	V	230 ~ 1N	230 ~ 1N
Frequenza / Frequency	Hz	50	50
Dimensioni / Dimensions - (mm)	A	316	320
	B	152	153
	C	188	182
	D	325	326
	E	288	354
	F	282	328
	G	232	298
	H	208	263
	L	231	285
	M	257	311
PESO / Weight	kg	13	15
EURO		675,00	759,00



**ELETTROASPIRATORI CASSONATI, DIRETTAMENTE ACCOPPIATI, 1 VELOCITÀ - PORTATA DA 1.600 A 10.000 m³/h**  
**EXHAUST FANS IN-BOX CASING, DIRECTLY COUPLED, 1 SPEED - CAPACITY FROM 1.600 TO 10.000 m³/h**

- Struttura tubolare in alluminio / Structural shape aluminium frame
- Doppia pannellatura in lamiera plastificata, smontabile e completa di guarnizione / Double removable zinc-plastic panelling supplied with gasket
- Coibentazione interna ed insonorizzazione in poliuretano espanso / Internal sound-proof insulation in polyurethane
- Elettroventilatore centrifugo a doppia aspirazione con motore direttamente accoppiato alla girante / Double inlet centrifugal fan with direct driver motor

**Temperatura massima fluido trasportato +60°C, Umidità max 80% U.R., montaggio interno**  
**Max fluid temperature +60°C, max moisture 80%, Positioning internal.**



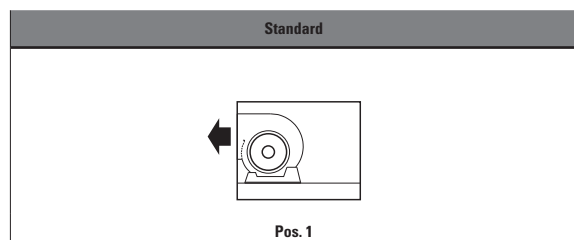
CODE		593001	593002	593003	593004	593005	593006
	Model	TSPE7	TSPE9	TSPE10	TSPE12	TSPE123	TSPE153
giri/minuto / RPM	n°	1400	1400	1400	900	900	900
Potenza / Power	kW	0,18	0,42	0,55	0,51	1,3	2,2
Tensione / Tension	V	230 ~ 1N	230 ~ 1N	230 ~ 1N	230 ~ 1N	400 ~ 3N	400 ~ 3N
Frequenza / Frequency	Hz	50	50	50	50	50	50
Portata / Capacity	m³/h	1.600	2.500	4.000	4.400	5.500	10.000
HST	Pa	150	250	360	220	250	320
Dimensioni / Dimensions - (cm)	A	50	60	60	75	75	85
	B	50	60	60	75	75	85
	H	50	60	60	75	75	85
	C	23	29	31	36	36	43
	D	25	32	35	42	42	49
	E	18	19	21	24	24	30
PESO / Weight	kg	33	35	37	62	65	76

<b>EURO SENZA FILTRO / WITHOUT FILTER</b>	<b>1.260,00</b>	<b>1.390,00</b>	<b>1.502,00</b>	<b>1.956,00</b>	<b>1.991,00</b>	<b>3.321,00</b>
---	-----------------	-----------------	-----------------	-----------------	-----------------	-----------------

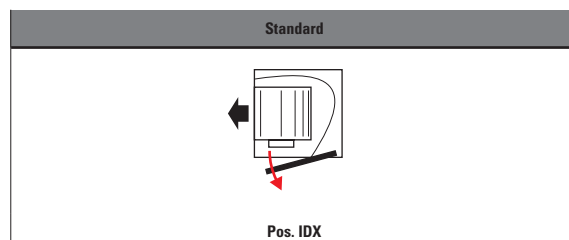
**NOTE:**

- Disponibili versioni con filtro e versioni economiche con pannellatura semplice. / Available also models featuring synthetic filter and economic single-wall versions.

**ORIENTAMENTO BOCCA MANDATA / POSITIONING FAN OUTLET**



**POSIZIONE APERTURA ISPEZIONE / INSPECTION SIDE**

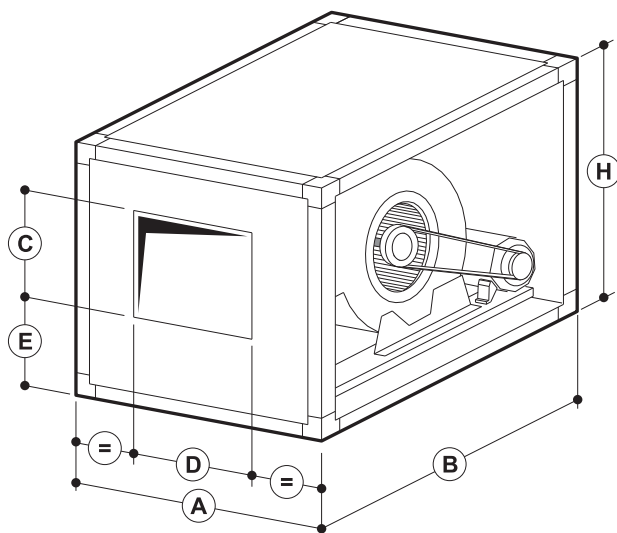




**ELETTROASPIRATORI CASSONATI, TRASMISSIONE A CINGHIA, 1 VELOCITÀ - PORTATA DA 3.300 A 15.000 m³/h**  
**EXHAUST FANS IN-BOX CASING, BELT TRANSMISSION, 1 SPEED - CAPACITY FROM 3.300 TO 15.000 m³/h**

- Struttura tubolare in alluminio / Structural shape aluminium frame
- Doppia pannellatura in lamiera plastificata, smontabile e completa di guarnizione / Double removable zinc-plastic panelling supplied with gasket
- Coibentazione interna ed insonorizzazione in poliuretano espanso / Internal sound-proof insulation in polyurethane
- Ispezione lato trasmissione per manutenzione / Inspection side in the pulley and belt area
- Slitta tendicinghia / Belt-stretcher slide

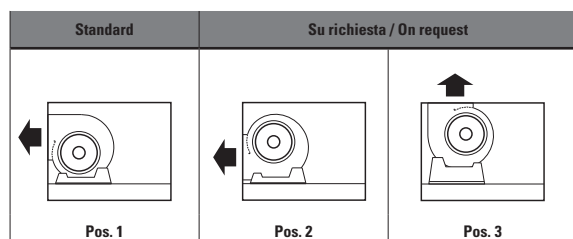
**Temperatura massima fluido trasportato +60°C, Umidità max 80% U.R., montaggio interno**  
**Max fluid temperature +60°C, max moisture 80%, Positioning internal.**



CODE		594001	594002	594003	594004	594005
	Model	TTIG91	TTIG101	TTIG121	TTIG151	TTIG181
giri/minuto / RPM	n°	1400	1250	1180	900	780
Potenza / Power	kW	0,75	1,1	2,2	3	4
Tensione / Tension	V	400 ~ 3N	400 ~ 3N	400 ~ 3N	400 ~ 3N	400 ~ 3N
Frequenza / Frequency	Hz	50	50	50	50	50
Portata / Capacity	m³/h	3.300	4.100	7.500	10.000	15.000
HST	Pa	400	460	450	460	450
Dimensioni / Dimensions - (cm)	A	60	75	75	85	100
	B	80	100	100	120	120
	H	60	75	75	85	100
	C	28	31	36	42,5	50
	D	32	35	42	49	58
	E	24	27	30	35	43
PESO / Weight	kg	54	58	63	77	82

<b>EURO</b>	<b>1.646,00</b>	<b>1.955,00</b>	<b>2.137,00</b>	<b>2.652,00</b>	<b>3.347,00</b>
-------------	-----------------	-----------------	-----------------	-----------------	-----------------

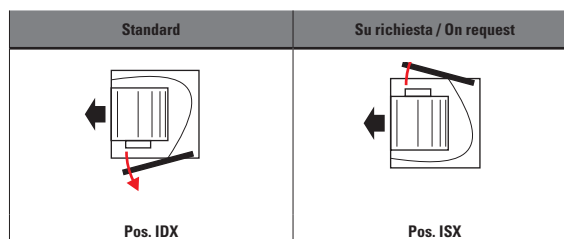
**ORIENTAMENTO BOCCA MANDATA / POSITIONING FAN OUTLET**



+ € 113,00

+ € 212,00

**POSIZIONE APERTURA ISPEZIONE / INSPECTION SIDE**

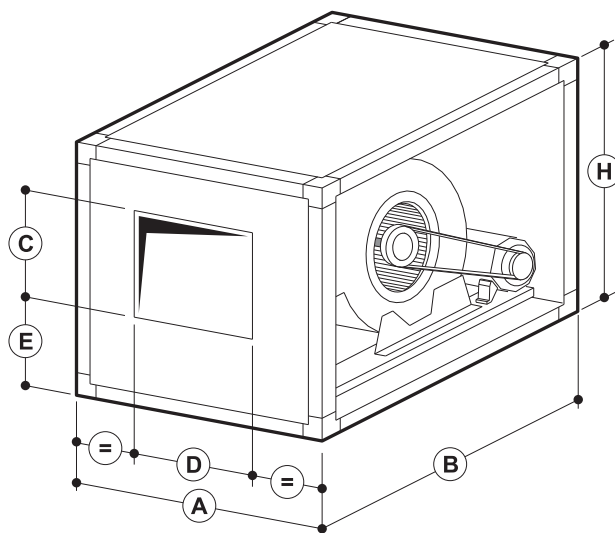




**ELETTROASPIRATORI CASSONATI, TRASMISSIONE A CINGHIA, 2 VELOCITÀ - PORTATA DA 2.300 A 15.000 m³/h**  
**EXHAUST FANS IN-BOX CASING, BELT TRANSMISSION, 2 SPEEDS - CAPACITY FROM 2.300 TO 15.000 m³/h**

- Struttura tubolare in alluminio / Structural shape aluminium frame
- Doppia pannellatura in lamiera plastificata, smontabile e completa di guarnizione / Double removable zinc-plastic panelling supplied with gasket
- Coibentazione interna ed insonorizzazione in poliuretano espanso / Internal sound-proof insulation in polyurethane
- Ispezione lato trasmissione per manutenzione / Inspection side in the pulley and belt area
- Slitta tendicinghia / Belt-stretcher slide

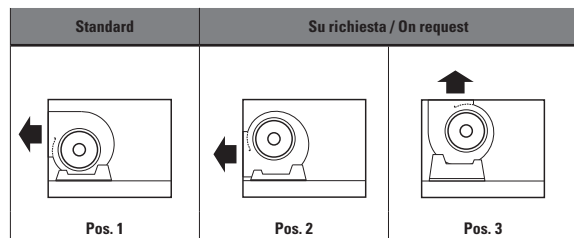
**Temperatura massima fluido trasportato +60°C, Umidità max 80% U.R., montaggio interno**  
**Max fluid temperature +60°C, max moisture 80%, Positioning internal.**



CODE		594006	594007	594008	594009	594010
	Model	TTIG92	TTIG102	TTIG122	TTIG152	TTIG182
giri/minuto / RPM	n°	1400 / 1200	1250 / 980	1180 / 800	900 / 700	780 / 550
Potenza / Power	kW	0,75 / 0,25	1,1 / 0,37	2,2 / 0,75	3 / 0,9	4,1 / 1,4
Tensione / Tension	V	400V ~ 3N	400V ~ 3N	400V ~ 3N	400V ~ 3N	400V ~ 3N
Frequenza / Frequency	Hz	50	50	50	50	50
Portata / Capacity	m³/h	3.300 / 2.300	4.100 / 3.100	7.500 / 4.800	10.000 / 8.000	15.000 / 11.000
HST	Pa	400 / 300	460 / 250	450 / 230	460 / 280	450 / 230
Dimensioni / Dimensions - (cm)	A	60	75	75	85	100
	B	80	100	100	120	120
	H	60	75	75	85	100
	C	28	31	36	42,5	50
	D	32	35	42	49	58
	E	24	27	30	35	43
PESO / Weight	kg	56	60	65	82	87

EURO	1.857,00	2.185,00	2.413,00	3.141,00	3.758,00
------	----------	----------	----------	----------	----------

**ORIENTAMENTO BOCCA MANDATA / POSITIONING FAN OUTLET**



+ € 113,00

+ € 212,00

**POSIZIONE APERTURA ISPEZIONE / INSPECTION SIDE**

